PRICELIST 2022

Effective February 1st

Rethinking Water

INTRODUCTION

Managing Director
Patrick Buckley

This is the 3rd edition of the EPS Pricelist that has been released since the emergence of COVID-19, which was challenging for us all, but thankfully, almost 2 years to the day, we can be hopeful of better and healthier times to come for us all.

Since we released our last Pricelist in April 2021, we have experienced unprecedented cost increases, supply shortages, shipping delays and increases and, for the first time, several price increases from suppliers within a year.

Our policy has always been, and continues to be, to focus on procuring well in advance and forward ordering, so that we maintain supplies and volume and some buying power to keep pricing sustainable for everyone.

Following discussions with our key suppliers and commitments we have made for 2022, we have hopefully ensured that our proposed price increase will cover all of 2022 and, barring any major disruptions or events, we would be able to keep that commitment.

As a valued and loyal customer, we want you to have certainty on your pricing and your supply of product. Once again, we would like to thank our customers and partners for your continued support over the past 12 months and we look forward to working with you in the weeks and months to come.

eps
The World's Highest Quality
Pressure Tanks and Expansion Vessels
eps
Rethinking
eps
Water, Wastewat
Pumping & Filtrat
Expertise & Exper
soft

EPS, Your Single Source

Water, Wastewater, Pumping & Filtration Specialists

We are water treatment and pumping experts and have built up our expertise in water and pumping systems by serving a wide range of customers, from individual home owners and farmers to utility, commercial and various industrial clients.

Mallow

Reception: *022 31200*

Pump Sales:
Mick O'Shea *086 3845386*
John O'Brien *087 9060418*
John Healy *086 8598748*

Water Treatment:
Timmy Taylor *086 8323034*

Deliveries:
Gerry Tuohy *086 8243886*

Ballyhaunis

Reception: *094 9633500*

Pump Sales:
Aidan Fleming *087 9238121*
Pat Brennan *0871954829*
Frankie Nolan *085 8068777*
Stephen Coyne *085 8719774*

Water Treatment:
Frankie Nolan *085 8068777*

Deliveries:
Dermot Keavney *086 3872298*

5
REGIONAL CENTRES NATIONWIDE

50,000
WORKSHOP & REPAIR FACILITIES (SQ. FT)

20
TECHNICAL SALES SUPPORT

€9M
WORTH OF STOCK & SPARE PARTS



Mountrath

Reception: *057 8732279*

Pump Sales:
Trevor McKay *086 2538327*
Gerry Williams *085 8769279*

Water Treatment:
Shane Quinlan *085 8596514*

Deliveries:
Martin Delaney *086 2727191*

epswater.ie

multiboost.ie

powerboost.ie

info@epswater.ie

CONTENTS

Pumps

Peripheral Pumps 9
Centrifugal Pumps 12
Centrifugal Pumps with Open Impeller 14
Standardised Centrifugal Pumps 16
Horizontal Multi-Stage Pumps 21
Vertical Multi-Stage Pumps 22
Self Priming Liquid Pumps 26
Self Priming 'Jet' Centrifugal Pumps 27
Self Priming Stage Pumps 29
Multi-Stage Submersible Pumps - Stainless Steel 30
3" Pedrollo Submersible Pumps & Motors 32
4" EPS Submersible Pumps Only 33
4" EPS Submersible Pumps & Motors - Franklin 34
4" EPS Submersible Pumps & Motors - PM 35
4" EPS Submersible Pumps, Motors & Starters - PM 36
4" EPS Submersible Pumps - Stainless Steel 37
4" Pedrollo Submersible Pumps 38
Cooling Sleeves for 4" Submersible Pumps 43
6" Pedrollo Submersible Pumps 44
Subteck Submersible Pumps 45
Multi-Stage Submersible Pumps 48
Submersible Pumps 50
Submersible Pumps - Vortex 52
Submersible Pump - AdBlue 53
Submersible Drainage Pumps - Plug & Drain 54
Submersible Drainage Pumps - Stainless Steel 55
Submersible Pumps Vortex - Stainless Steel 57
Submersible Double-Channel Pumps - Stainless Steel 58
Submersible Drainage Pumps 59
Submersible Vortex Pumps 59
Submersible Double-Channel Pumps 60
Submersible Pumps - Cast Iron 61
Submersible Pumps with Grinder 64
Zenit Drainage / Sewage Pumps 65
Zenit Grinder / AP Pumps 68
Zenit Submersible Pumps 69
Zenit Accessories 74
Dreno Drainage / Sewage Pumps 75
KSB Sewage Pumps 78
Displacement Pumps & Spares 80
Septic Tank - Sewage Treatment Accessories 81
Dosing Pumps 82
Dosing Pumps - Service Kits 83
Self Priming Pumps for Swimming Pools 84

Submersible Motors

4" Franklin Motors 86
6" & 8" Franklin Motors 87
Franklin Motor Cables 88
4" SS Motor Upgrade 89
4" PM Motors 90
4" PM Motor Accessories 90

Starter Boxes

Submersible Starter Boxes 92

Lifting Stations

Accumulation and Lifting Stations for Waste Water 95
Pedrollo Accumulation and Lifting Stations 96
Homa Sewage Pumps and Lifting Stations 98

Tanks & Fittings

Global Pressure Tanks 100
Global Heating Tanks 101
Global Superflow Tanks 102
Aqua System Pressure Tanks 103
Galvanised / Composite Pressure Tanks 104
Pressure Tank Fittings 105

Heating

Heating Controllers 107
Heating - Pressurisation Units 112
EPS Central Heating 112
Heating Components 113
Circulating Pumps 116
Press Heating Fittings 118
Multilayer Pipe 124

Boosting & Storage Tanks

Multiboost: Water Boosting Systems 126
Multiboost: Tank Capacities 130
Multiboost: Xilent Range 131
Multiboost: GRP Industrial Range 132
Multiboost Accessories 133
Multipack 135
Leak & Temperature Detection 135
Multiboost: Assist Tanks 136
Water Storage Tanks 137
Chemical Storage Tanks 142
Pressure Boosting Sets 143
Powerboost: Clean Water Booster Sets 148

Inverters

Inverters 154
Electronic Flow Controllers 166
Steadypres Accessories 167
Inverter Accessories 168
Float Switches 169

CONTENTS

Pump Components

Pressure Gauges	171
Panel Boxes & Cable Glands	171
Pressure Switches	172
Pressure Tank Components	173
Deep Well Jet Bodies	174
Pipe Sealant & Tape	174

Water & Flow Meters

Water Meters	176
Flow Meters	177
Siemens Level / Flow Control	178
Level / Flow Control	179

Cables & Pump Houses

Submersible Cable	181
Probe Cable & Probes	181
Cable Joints / Heat Shrink	182
Pump Manifolds & Well Caps	182
Pump Houses	183
Lifting Davit	183

Pipes & Hoses

Proline Pipe	185
MDPE Pipe	187
Hose	188
Nylon Rope	188

Valves & Fittings

Compression Fittings	190
uPVC Clamp Saddles	196
uPVC Valves	198
uPVC Fittings - Solvent Cement Range	200
uPVC Fittings - Plain/Threaded Range	204
Valves	208
Valve Boxes	208
Nylon Fittings	209
Flow Valves	212
Alkathene Brass Fittings	213
Valves & Fittings	217
Solenoid Valves	222
Camlock Fittings	223
Galvanised Fittings	222
Stainless Steel Fittings	233
Stainless Steel Chain	233
Sprinklers	234
Hosing	235
Wash Nozzles	236
Drainage Pumps	236
Contractor Pumps	237
Generators	238

High Pressure Washers

Electric High Pressure Washers	238
Tractor High Pressure Washers	241
Engine High Pressure Washers	242
High Pressure Washer Accessories	246
High Pressure Washer Spares	247

Pump Spares

Bearings	250
Capacitors	251
Overloads	252
Contactors	253
Mechanical Seals	254
Pedrollo Spares	258
Pentax Spares	260

Water Treatment

Cabinet Water Softeners	262
Water Softeners	263
Turbidity Filters	265
Simplex Ecomix Systems	266
Duplex Ecomix Systems	267
PH Correction Filters	268
Activated Carbon Filters	269
Iron Filters	270
Various Filters	271
Clack Control Valves	272
Clack Accessories	273
Water Treatment Accessories	275
Vessels & Taps	277
Brine Tanks & Wells	278
Filter Resin & Media	279
Reverse Osmosis	280
Reverse Osmosis Accessories	287
Ultra Violet Disinfection Systems	290
Ultra Violet Disinfection Parts	292
Filter Housing & Cartridges	295
Commercial Filter Housing	299
Drinking Water Filters	300
Aquapoint Filter	301
Food Service Filters	302
Anti-Scale Filters	305
Rainwater Harvesting Accessories	306
Dosing Pumps	307
Chemical Storage Tanks	308

Pumps

Peripheral Pumps	9
Centrifugal Pumps	12
Centrifugal Pumps with Open Impeller	14
Standardised Centrifugal Pumps	16
Horizontal Multi-Stage Pumps	21
Vertical Multi-Stage Pumps	22
Self Priming Liquid Pumps	26
Self Priming 'Jet' Centrifugal Pumps	27
Self Priming Stage Pumps	29
Multi-Stage Submersible Pumps - Stainless Steel	30
3″ Pedrollo Submersible Pumps & Motors	32
4″ EPS Submersible Pumps Only	33
4″ EPS Submersible Pumps & Motors - Franklin	34
4″ EPS Submersible Pumps & Motors - PM	35
4″ EPS Submersible Pumps, Motors & Starters - PM	36
4″ EPS Submersible Pumps - Stainless Steel	37
4″ Pedrollo Submersible Pumps	38
Cooling Sleeves for 4″ Submersible Pumps	43
6″ Pedrollo Submersible Pumps	44
Subteck Submersible Pumps	45
Multi-Stage Submersible Pumps	48
Submersible Pumps	50
Submersible Pumps - Vortex	52
Submersible Pump - AdBlue	53
Submersible Drainage Pumps - Plug & Drain	54
Submersible Drainage Pumps - Stainless Steel	55
Submersible Pumps Vortex - Stainless Steel	57
Submersible Double - Channel Pumps - Stainless Steel	58
Submersible Drainage Pumps	59
Submersible Vortex Pumps	59
Submersible Double - Channel Pumps	60
Submersible Pumps - Cast Iron	61
Submersible Pumps with Grinder	64
Zenit Drainage / Sewage Pumps	65
Zenit Grinder / AP Pumps	68
Zenit Submersible Pumps	69
Zenit Accessories	74
Dreno Drainage / Sewage Pumps	75
KSB Sewage Pumps	78
Displacement Pumps & Spares	80
Septic Tank - Sewage Treatment Accessories	81
Dosing Pumps	82
Dosing Pumps - Service Kits	83
Self Priming Pumps for Swimming Pools	84

PK

Pumps with Peripheral Impeller

MODEL Single-Phase	STOCK CODE		MODEL Three-Phase	STOCK CODE		▲	POWER P2 kW	POWER P2 HP	PERFORMANCE Q L/min	PERFORMANCE H m
PKm 60®	1000009		PK 60®	1000014		IE2	0.37	0.50	5 ÷ **40**	38 ÷ 5
PKm 60®-MD	1037901		PK 60®-MD	1037903			0.37	0.50	5 ÷ **55**	21 ÷ 3
PKm 65	1012539		PK 65	1017729			0.50	0.70	5 ÷ **50**	50 ÷ 8
PKm 70	1034618		PK 70	1034694		IE3	0.60	0.85	5 ÷ **50**	62 ÷ 18
PKm 80	1015148		PK 80	1034695			0.75	1	5 ÷ **50**	66 ÷ 22
PKm 90	1000047		PK 90	1000048			0.75	1	5 ÷ **40**	82 ÷ 5
PKm 100	1034699		PK 100	1034700			1.1	1.5	5 ÷ **70**	80 ÷ 15
PKm 200	1034701		PK 200	1021797			1.5	2	5 ÷ **80**	86 ÷ 10
-	-		PK 300	1034702			2.2	3	5 ÷ **90**	95 ÷ 10
SPECIAL ORDER										
PKm 60®(110V)	1000015		-	-		-	0.37	0.50	5 ÷ **40**	38 ÷ 5
PKm 90 (110V)	1020994		-	-		-	0.75	1	5 ÷ **40**	82 ÷ 5

- Pump body: **cast iron**
- Impeller: **brass**
- Three phase pumps are equipped with high efficiency motors, IE2 class up to 1.1 kW and IE3 class from 1.5 to 2.2 kW (IEC 60034-30)

Suitable for domestic applications

PM

Pumps with Peripheral Impeller (Bronze)

MODEL Single-Phase	STOCK CODE		MODEL Three-Phase	STOCK CODE		POWER P2 kW	POWER P2 HP	PERFORMANCE Q L/min	PERFORMANCE H m
PM45 BR	1000573		PM45 BR	1020929		0.37	0.5	5 ÷ **35**	35÷ **9**

PKS

Self-Priming Pumps with Peripheral Impeller

MODEL Single-Phase	STOCK CODE		MODEL Three-Phase	STOCK CODE		▲	POWER P2 kW	POWER P2 HP	PERFORMANCE Q L/min	PERFORMANCE H m
PKSm 60	1000057		PKS 60	1034703		IE2	0.37	0.50	5 ÷ **40**	38 ÷ 5
PKSm 65	1000058		PKS 65	1034704			0.50	0.70	5 ÷ **50**	50 ÷ 8
PKSm 70	1034705		PKS 70	1034707		IE3	0.60	0.85	5 ÷ **50**	62 ÷ 18
PKSm 80	1034698		PKS 80	1034708			0.75	1	5 ÷ **50**	66 ÷ 22

- Pump body: **cast iron**
- Impeller: **brass**
- Check valve: built in

Suitable for domestic applications

PQ

Pumps with Peripheral Impeller

MODEL Single-Phase	STOCK CODE		MODEL Three-Phase	STOCK CODE		▲	POWER P2 kW	POWER P2 HP	PERFORMANCE Q L/min	PERFORMANCE H m
PQm 60®	1014912		PQ 60®	1034709		IE2	0.37	0.50	5 ÷ **40**	38 ÷ 5
PQm 65	1000059		PQ 65	1034601			0.50	0.70	5 ÷ **50**	50 ÷ 8
PQm 70	1031579		PQ 70	1034612		IE3	0.60	0.85	5 ÷ **50**	62 ÷ 18
PQm 80	1020989		PQ 80	1034616			0.75	1	5 ÷ **50**	66 ÷ 22
PQm 90	1034617		PQ 90	1034619			0.75	1	5 ÷ **40**	82 ÷ 5
PQm 100	1034620		PQ 100	1034622			1.1	1.5	5 ÷ **70**	80 ÷ 15
PQm 200	1034629		PQ 200	1034630			1.5	2	5 ÷ **80**	86 ÷ 10
-	-		PQ 300	1034063			2.2	3	5 ÷ **90**	95 ÷ 10
PQm 81	1000064		PQ 81	1000066		-	0.50	0.70	2 ÷ **18**	80 ÷ 10
SPECIAL ORDER										
PQm 80 (110V)	1033190		-	-		-	0.75	1	5 ÷ **50**	66 ÷ 22
PQm 81 (110V)	1015521		-	-		-	0.50	0.70	2 ÷ **18**	80 ÷ 10

- Pump body: **cast iron**
- Impeller: **brass**
- Three phase pumps are equipped with high efficiency motors IE2 class up to 1.1 kW and IE3 class from 1.5 to 2.2 kW (IEC 600034-30)

PQ

Pumps with Peripheral Impeller

MODEL Three-Phase	STOCK CODE		POWER P2 kW	POWER P2 HP	PERFORMANCE Q L/min	PERFORMANCE H m
PQ 3000	1015795		2.2	3	5 ÷ **50**	180 ÷ 50

Suitable for industrial applications

- Pump body: **AISI 316 stainless steel**
- Impeller: **bronze**
- Pumps are equipped with IE3 (IEC 60034-30) class high efficiency motors
- Protection: IP X5

All prices exclude VAT. E&OE.

PQ-Bs

Pumps with Peripheral Impeller & Brass Pump Body

MODEL Single-Phase	STOCK CODE		MODEL Three-Phase	STOCK CODE		POWER P2 kW	POWER P2 HP	PERFORMANCE Q L/min	PERFORMANCE H m
PQm 60-Bs	1034632		**PQ 60-Bs**	1015363		0.37	0.50	5 ÷ **40**	38 ÷ 5
PQm 65-Bs	1034639		**PQ 65-Bs**	1034642		0.50	0.70	5 ÷ **40**	50 ÷ 8
PQm 81-Bs	1021198		**PQ 81-Bs**	1034645		0.50	0.70	2 ÷ **18**	80 ÷ 10

Suitable for domestic applications

- Pump body: **brass**
- Impeller: **brass**

PV

Pumps with Peripheral Impeller & Brass Pump Body

MODEL Single-Phase	STOCK CODE		MODEL Three-Phase	STOCK CODE		POWER P2 kW	POWER P2 HP	PERFORMANCE Q L/min	PERFORMANCE H m
PVm 55	1000008		**PV 55**	1020505		0.18	0.25	2 ÷ **10**	38 ÷ 5*
PVm 60	1034651		**PV 60**	1034653		0.37	0.50	5 ÷ **32**	35 ÷ 8
PVm 81	1034667		**PV 81**	1034668		0.37	0.50	2 ÷ **18**	84 ÷ 5
PVm 65	1070321		**PV 65**	1034681		0.55	0.75	5 ÷ **43**	55 ÷ 5
PVm 70	1034682		**PV 70**	1040489		0.75	1	5 ÷ **45**	70 ÷ 5
PVm 90	1039770		**PV 90**	1035096		0.75	1	5 ÷ **35**	90 ÷ 5

Suitable for domestic applications

* The PVm55 and PV55 pumps are designed to work at both 50 and 60 Hz with H=46÷10 metres

- Pump body: **brass**
- Impeller: **brass**

PQA

Pumps with Peripheral Impeller

MODEL Single-Phase	STOCK CODE		MODEL Three-Phase	STOCK CODE		POWER P2 kW	POWER P2 HP	PERFORMANCE Q L/min	PERFORMANCE H m
PQAm 60	1000063		**PQA 60**	1034855		0.37	0.50	5 ÷ **32**	38 ÷ 5
PQAm 70	1034856		**PQA 70**	1034857		0.55	0.75	2 ÷ **45**	62 ÷ 8

Suitable for domestic applications

- Pump body: **Ryton**
- Impeller: **brass**
- Front pump body cover: **brass**

CP

PEDROLLO the spring of life

Centrifugal Pumps

MODEL Single-Phase	STOCK CODE		MODEL Three-Phase	STOCK CODE		*	POWER P2 kW	HP	▲	PERFORMANCE Q L/min	H m
CPm 100	1000068		**CP 100**	1035098			0.25	0.33	**IE2**	10 ÷ **60**	15 ÷ 7
CPm 130	1000075		**CP 130**	1000081			0.37	0.50		10 ÷ **80**	22 ÷ 14
CPm 132	1040488		**CP 132**	1014290		1	0.55	0.75		20 ÷ **120**	22.5 ÷ 12
CPm 150	1035099		**CP 150**	1015366			0.75	1		20 ÷ **120**	29 ÷ 15
CPm 158®	1000103		**CP 158®**	1000110			0.75	1		10 ÷ **90**	34 ÷ 25
CPm 170	1000122		**CP 170**	1000127			1.1	1.5		30 ÷ **120**	38 ÷ 22
CPm 170M	1035100		**CP 170M**	1035101		1	1.1	1.5		30 ÷ **160**	35 ÷ 19
CPm 190	1000133		**CP 190**	1000135			1.5	2		30 ÷ **140**	46 ÷ 26
-	-		**CP 200**	1000140			2.2	3		30 ÷ **150**	55 ÷ 36
CPm 160C	1021543		**CP 160C**	1029780			1.1	1.5		50 ÷ **200**	31 ÷ 20
CPm 160B	1035102		**CP 160B**	1000142			1.5	2		50 ÷ **220**	36 ÷ 23
-	-		**CP 160A**	1035103			2.2	3		50 ÷ **240**	42 ÷ 26
CPm 210C	1000147		**CP 210C**	1000149		2	2.2	3	**IE3**	50 ÷ **250**	45.5 ÷ 27
-	-		**CP 210B**	1000154			3	4		50 ÷ **270**	53 ÷ 34
-	-		**CP 210A**	1035104			4	5.5		50 ÷ **280**	61 ÷ 40
CPm 220C	1035105		**CP 220A**	1000141			2.2	3		50 ÷ **450**	31.5 ÷ 21
-	-		**CP 220B**	1035106		2	3	4		50 ÷ **450**	37.5 ÷ 25
-	-		**CP 220A**	1035107			4	5.5		50 ÷ **450**	48.5 ÷ 36
-	-		**CP 220AH**	1035108			5.5	7.5		50 ÷ **450**	51.5 ÷ 42
-	-		**CP 230C**	1035109			3	4		100 ÷ **850**	29.5 ÷ 9
-	-		**CP 230B**	1035110		2	4	5.5		100 ÷ **900**	38.5 ÷ 13
-	-		**CP 230A**	1035111			5.5	7.5		100 ÷ **900**	45.5 ÷ 15
-	-		**CP 250B-N**	1035112		3	7.5	10		100 ÷ **800**	58 ÷ 31
-	-		**CP 250A-N**	1035113			11	15		100 ÷ **900**	76 ÷ 45
SPECIAL ORDER											
CPm 158 (110V)	1000105		-	-		1	0.75	1		10 ÷ **90**	34 ÷ 25

- Pump body: **cast iron**
- * Impeller: **1**=**AISI 304 stainless steel**; **2**=**brass**; **3**=**cast iron**
- ▲ Three phase motor efficiency class (IEC 60034-30)
- Protection: IP X5 for CP 220, CP 230, CP 250
- Registered Community Design n. 002098434 for CP 100÷210
- Registered Italian Design n. 72753 for CP 220÷250
- Registered Trade Mark n. 0001516350 CPm 158®

AL-RED®

PEDROLLO the spring of life

Stainless Steel Centrifugal Pump

MODEL Single-Phase	STOCK CODE		MODEL Three-Phase	STOCK CODE		POWER P2 kW	HP	PERFORMANCE Q L/min	H m
AL-RED 135m	1000442		**AL-RED 135**	1013986		0.75	1	20 ÷ **160**	21 ÷ 10
SPECIAL ORDER									
AL-RED 135m (110V)	1029746		-	-		0.75	1	20 ÷ **160**	21 ÷ 10

- Pump body: **AISI 304 stainless steel**
- Impeller: **AISI 304 stainless steel**
- Registered Trade Mark n.0001575587 AL-RED®

All prices exclude VAT. E&OE.

CP-ST

Stainless Steel Centrifugal Pumps

MODEL Single-Phase	STOCK CODE		MODEL Three-Phase	STOCK CODE		POWER P2 kW	HP	▲	PERFORMANCE Q L/min	H m
CPm 100-ST4	1035114		**CP 100-ST4**	1035115		0.25	0.33		10 ÷ **90**	15.5 ÷ 6.5
CPm 130-ST4	1035116		**CP 130-ST4**	1035117		0.37	0.50	**IE2**	10 ÷ **100**	21.5 ÷ 9
CPm 132-ST4	1035118		**CP 132-ST4**	1035119		0.55	0.75		20 ÷ **120**	23 ÷ 12
CPm 150-ST4	1035120		**CP 150-ST4**	1035121		0.75	1		20 ÷ **150**	31 ÷ 14
CPm 158-ST4	1035123		**CP 158-ST4**	1035122		0.75	1		10 ÷ **120**	35.5 ÷ 19
CPm 170-ST4	1035124		**CP 170-ST4**	1035125		1.1	1.5		10 ÷ **140**	40 ÷ 20
CPm 170M-ST4	1035126		**CP 170M-ST4**	1035127		1.1	1.5	**IE3**	20 ÷ **160**	35.5 ÷ 19
CPm 180-ST4	1070377		**CP 180-ST4**	1070380		1.1	1.5		40 ÷ **230**	30 ÷ 13
CPm 190-ST4	1070378		**CP 190-ST4**	1070381		1.5	2		40 ÷ **250**	35 ÷ 16
CPm 200-ST4	1070379		**CP 200-ST4**	1070382		2.2	3		40 ÷ **270**	43 ÷ 20

- Pump body: **AISI 304 stainless steel**
- Impeller: **AISI 304 stainless steel**
- Shaft: **AISI 431 stainless steel**

CPm 100-ST6	1035128		**CP 100-ST6**	1035129		0.25	0.33		10 ÷ **90**	15.5 ÷ 6.5
CPm 130-ST6	1035130		**CP 130-ST6**	1035131		0.37	0.50	**IE2**	10 ÷ **100**	21.5 ÷ 9
CPm 132-ST6	1035132		**CP 132-ST6**	1035133		0.55	0.75		20 ÷ **120**	23 ÷ 12
CPm 150-ST6	1035134		**CP 150-ST6**	1035135		0.75	1		20 ÷ **150**	31 ÷ 14
CPm 158-ST6	1035136		**CP 158-ST6**	1035137		0.75	1		10 ÷ **120**	35.5 ÷ 19
CPm 170-ST6	1035138		**CP 170-ST6**	1035139		1.1	1.5		10 ÷ **140**	40 ÷ 20
CPm 170M-ST6	1035140		**CP 170M-ST6**	1035141		1.1	1.5	**IE3**	20 ÷ **160**	35.5 ÷ 19
CPm 180-ST6	1070383		**CP 180-ST6**	1070386		1.1	1.5		40 ÷ **230**	30 ÷ 13
CPm 190-ST6	1070384		**CP 190-ST6**	1070387		1.5	2		40 ÷ **250**	35 ÷ 16
CPm 200-ST6	1070385		**CP 200-ST6**	1070388		2.2	3		40 ÷ **270**	43 ÷ 20

- Pump body: **AISI 316L stainless steel**
- Impeller: **AISI 316L stainless steel**
- Shaft: **AISI 316L stainless steel**

▲ Three phase motor efficiency class (IEC 60034-30)W

HF

Centrifugal Pumps

MODEL Single-Phase	STOCK CODE		MODEL Three-Phase	STOCK CODE		POWER P2 kW	HP	▲	PERFORMANCE Q L/min	H m
HFm 50B	1014028		**HF 50B**	1034661		0.37	0.50		50 ÷ **300**	10 ÷ 4
HFm 50A	1034662		**HF 50A**	1034663		0.55	0.75	**IE2**	50 ÷ **300**	12 ÷ 6
HFm 51B	1034664		**HF 51B**	1034665		0.60	0.85		50 ÷ **300**	17.2 ÷ 5.4
HFm 51A	1034666		**HF 51A**	1000468		0.75	1		50 ÷ **300**	20.2 ÷ 8.4
HFm 70C	1029149		**HF 70C**	1013516		1.1	1.5	**IE2**	50 ÷ **300**	28 ÷ 15
HFm 70B	1034669		**HF 70B**	1034670		1.5	2	**IE3**	50 ÷ **300**	32 ÷ 19
-	-		**HF 70A**	1034671		2.2	3		50 ÷ **300**	38 ÷ 25
HFm 5C	1000458		**HF 5C**	1000459		0.55	0.75		100 ÷ **400**	12 ÷ 6.5
HFm 5B	1034858		**HF 5B**	1000454		0.75	1	**IE2**	100 ÷ **500**	13.2 ÷ 5
HFm 5A	1034859		**HF 5A**	1012053		1.1	1.5		100 ÷ **600**	13.8 ÷ 3
HFm 5BM	1034672		**HF 5BM**	1034673		1.1	1.5		100 ÷ **600**	18.5 ÷ 6
HFm 5AM	1000455		**HF 5AM**	1000457		1.5	2	**IE3**	100 ÷ **600**	21.5 ÷ 10

- Pump body: **cast iron**
- Impeller: **brass**

▲ Three phase motor efficiency class (IEC 60034-30)

HF

PEDROLLO the spring of life

Centrifugal Pumps (Transfer Pumps)

MODEL Single-Phase	STOCK CODE		MODEL Three-Phase	STOCK CODE		*	POWER P2 kW	POWER P2 HP	▲	PERFORMANCE Q L/min	PERFORMANCE H m
HFm 4	1000453		**HF 4**	1034674		1	0.75	1	IE3	200 ÷ **800**	9.3 ÷ 3
HFm 6C	1034675		**HF 6C**	1034677		1	1.1	1.5		200 ÷ **1000**	11.7 ÷ 3
HFm 6B	1000473		**HF 6B**	1000475			1.5	2		200 ÷ **1100**	14.5 ÷ 5
HFm 6A	1034679		**HF 6A**	1000470			2.2	3		200 ÷ **1200**	18.1 ÷ 6
-	-		**HF 8B**	1000476		1	3	4		200 ÷ **1200**	21 ÷ 9
-	-		**HF 8A**	1034680			4	5.5		200 ÷ **1200**	24 ÷ 13
-	-		**HF 20B-N**	1020079		2	3	4		400 ÷ **1600**	19 ÷ 8
-	-		**HF 20A-N**	1028673			4	5.5		400 ÷ **1800**	21.5 ÷ 6
-	-		**HF 30B**	1000477		2	5.5	7.5		600 ÷ **2000**	18 ÷ 13
-	-		**HF 30A**	1015375			7.5	10		600 ÷ **2200**	23 ÷ 18
SPECIAL ORDER											
HFm 6B (110V)	1000474		-	-		1	1.5	2		200 ÷ **1100**	14.5 ÷ 5

- Pump body: **cast iron**

* Impeller: **1**=**brass**; **2**=**cast iron**

▲ Three phase motor efficiency class (IEC 60034-30)

NGA

PEDROLLO the spring of life

Centrifugal Pumps with Open Impeller

MODEL Single-Phase	STOCK CODE		MODEL Three-Phase	STOCK CODE		POWER P2 kW	POWER P2 HP	PERFORMANCE Q L/min	PERFORMANCE H m
NGAm 1B	1000446		**NGA 1B**	1000447		0.55	0.75	50 ÷ **300**	17 ÷ 8
NGAm 1A	1000450		**NGA 1A**	1000451		0.75	1	50 ÷ **350**	19.5 ÷ 6
SPECIAL ORDER									
NGAm 1B (110V)	1031575		-	-		0.55	0.75	50 ÷ **300**	17 ÷ 8

- Pump body: **cast iron**
- Impeller: **AISI 316 stainless steel**
- Registered Community Design n. 002098434

Suitable for pumping water containing suspended solids

NGA-PRO

PEDROLLO the spring of life

Stainless Steel Pumps with Open Impeller

MODEL Single-Phase	STOCK CODE		MODEL Three-Phase	STOCK CODE		POWER P2 kW	POWER P2 HP	PERFORMANCE Q L/min	PERFORMANCE H m
NGAm 1B - PRO	1034860		**NGA 1B - PRO**	1035142		0.55	0.75	50 ÷ **300**	17 ÷ 8
NGAm 1A - PRO	1000444		**NGA 1A - PRO**	1000445		0.75	1	50 ÷ **350**	19.5 ÷ 6

- Pump body and impeller: **precision cast stainless steel AISI 316**
- Body backplate: **AISI 316 stainless steel**
- Shaft: **AISI 16 stainless steel**
- Registered Community Design n. 002098434

Suitable for pumping water containing suspended solids

All prices exclude VAT. E&OE.

2CP

Centrifugal Twin-Impeller Pumps

MODEL Single-Phase	STOCK CODE		MODEL Three-Phase	STOCK CODE		*	POWER P2 kW	HP	▲	PERFORMANCE Q L/min	H m
2CPm 25/130N	1035143		**2CP 25/130N**	1035144		1	0.75	1		20 ÷ 100	39 ÷ 15
2CPm 25/14B	1035145		**2CP 25/14B**	1035146		2	1.1	1.5		20 ÷ 100	52 ÷ 22
2CPm 25/14A	1035147		**2CP 25/14A**	1035148			1.5	2		20 ÷ 100	65 ÷ 32
2CPm 25/16C	1037905		**2CP 25/16C**	1040490			1.1	1.5		20 ÷ 120	46 ÷ 24
2CPm 25/16B	1000161		**2CP 25/16B**	1000166		2	1.5	2		20 ÷ 140	56 ÷ 30
2CPm 25/16A	1081230		**2CP 25/16A**	1035153			2.2	3		20 ÷ 160	67 ÷ 32
2CPm 32/200C	1000190		**2CP 32/200C**	1000191		2	3	4		40 ÷ 250	66.5 ÷ 36
2CPm 32/200B	1000205		**2CP 32/200B**	1000206			4	5.5	IE3	40 ÷ 250	81 ÷ 49
-	-		**2CP 32/210B**	1000208		2	5.5	7.5		40 ÷ 250	94 ÷ 56
-	-		**2CP 32/210A**	1000228			7.5	10		40 ÷ 250	111 ÷ 74
-	-		**2CP 40/180C**	1000240			4	5.5		100 ÷ 350	62 ÷ 35
-	-		**2CP 40/180B**	1000243		2	5.5	7.5		100 ÷ 400	73 ÷ 46
-	-		**2CP 40/180A**	1000244			7.5	10		100 ÷ 400	85 ÷ 60
-	-		**2CP 40/200B**	1035155		2	9.2	12.5		100 ÷ 450	94 ÷ 61
-	-		**2CP 40/200A**	1035156			11	15		100 ÷ 450	102 ÷ 69
SPECIAL ORDER											
2CPm 25/16B (110V)	1017719		-	-			1.5	2		20 ÷ **140**	56 ÷ 30

- Pump body: **cast iron**

* Impeller: **1**=**AISI 304 stainless steel**; **2**=**cast iron**

▲ Three phase motor efficiency class (IEC 60034-30)

2-4CP

Multi-Stage Centrifugal Pumps

MODEL Single-Phase	STOCK CODE		MODEL Three-Phase	STOCK CODE		POWER P2 kW	HP	PERFORMANCE Q L/min	H m
2CPm 80 - C	1035161		**2CP 80 - C**	1035162		0.37	0.50	5 ÷ **70**	26 ÷ 5
3CPm 60 - C	1035163		**3CP 60 - C**	1035164		0.37	0.50	5 ÷ **70**	30 ÷ 7
3CPm 80 - C	1000250		**3CP 80 - C**	1035165		0.45	0.60	5 ÷ **80**	38 ÷ 5
4CPm 80 - C	1000251		**4CP 80 - C**	1035166		0.55	0.75	5 ÷ **80**	50 ÷ 10
3CPm 100 - C	1035167		**3CP 100 - C**	1035168		0.55	0.75	5 ÷ **120**	37 ÷ 5
4CPm 100 - C	1035169		**4CP 100 - C**	1035170		0.75	1	5 ÷ **130**	50 ÷ 5

- Pump body: **cast iron**
- Impeller: **Noryl**
- Registered Community Design n. 002073635-0001

F

PEDROLLO the spring of life

PEDROLLO the spring of life

Monoblock Centrifugal Pumps (High Flow)

MODEL Single-Phase	STOCK CODE	MODEL Three-Phase	STOCK CODE	*	POWER P2 kW	POWER P2 HP	▲	PERFORMANCE Q L/min	PERFORMANCE H m
Fm 32/160C	1012055	F 32/160C	1000501	1	1.5	2	IE3	100 ÷ 350	24 ÷ 14
Fm 32/160B	1000502	F 32/160B	1012056		2.2	3		100 ÷ 400	30 ÷ 17
-	-	F 32/160A	1000505		3	4		100 ÷ 450	37 ÷ 24
-	-	F 32/200C	1000511	1	4	5.5	IE3	100 ÷ 450	44 ÷ 31.5
-	-	F 32/200B	1000521		5.5	7.5		100 ÷ 500	51 ÷ 36
-	-	F 32/200A	1000522		7.5	10		100 ÷ 500	57 ÷ 44
-	-	F 32/200BH	1012057		3	4	IE3	100 ÷ 300	45 ÷ 37
-	-	F 32/200AH	1012058		4	5.5		100 ÷ 320	55 ÷ 44
-	-	F 32/250C	1034960	1	9.2	12.5	IE3	100 ÷ 400	75 ÷ 55
-	-	F 32/250B	1034961		11	15		100 ÷ 450	87 ÷ 62
-	-	F 32/250A	1034962		15	20		100 ÷ 480	97 ÷ 70
Fm 40/125C	1034696	F 40/125C	1034691	1	1.1	1.5	IE2	100 ÷ 550	16 ÷ 6
Fm 40/125B	1034697	F 40/125B	1034692		1.5	2	IE3	100 ÷ 600	20.5 ÷ 9
-	-	F 40/125A	1034693		2.2	3		100 ÷ 700	26 ÷ 10
Fm 40/160C	1000526	F 40/160C	1012059	1	2.2	3	IE3	100 ÷ 600	27 ÷ 14
-	-	F 40/160B	1000528		3	4		100 ÷ 600	32 ÷ 20
-	-	F 40/160A	1000534		4	5.5		100 ÷ 700	38 ÷ 20
-	-	F 40/200B	1000536	1	5.5	7.5	IE3	100 ÷ 700	47 ÷ 28
-	-	F 40/200A	1000541		7.5	10		100 ÷ 700	55 ÷ 41
-	-	F 40/250C	1012060	2	9.2	12.5	IE3	100 ÷ 700	64 ÷ 47
-	-	F 40/250B	1012061		11	15		100 ÷ 700	71 ÷ 55
-	-	F 40/250A	1000546		15	20		100 ÷ 700	88 ÷ 72
Fm 50/125C	1012062	F 50/125C	1012063	1	2.2	3	IE3	300 ÷ 1200	17.5 ÷ 6
-	-	F 50/125B	1000547		3	4		300 ÷ 1200	20.7 ÷ 9
-	-	F 50/125A	1012064		4	5.5		300 ÷ 1200	23.5 ÷ 13
-	-	F 50/160C	1000548	1	4	5.5	IE3	300 ÷ 1000	27 ÷ 16
-	-	F 50/160B	1000549		5.5	7.5		300 ÷ 1100	32 ÷ 21
-	-	F 50/160A	1000550		7.5	10		300 ÷ 1100	37 ÷ 27
-	-	F 50/200C	1012065	2	11	15	IE3	400 ÷ 1700	44 ÷ 30
-	-	F 50/200B	1012066		15	20		400 ÷ 1700	52 ÷ 38
-	-	F 50/200A	1000553		18.5	25		400 ÷ 1800	61 ÷ 45
-	-	F 50/200AR	1012067		22	30		400 ÷ 1800	69 ÷ 53
-	-	F 50/250D	1012068	2	9.2	12.5	IE3	300 ÷ 900	51 ÷ 32
-	-	F 50/250C	1012069		11	15		300 ÷ 900	59 ÷ 42
-	-	F 50/250B	1012070		15	20		300 ÷ 1000	72 ÷ 59
-	-	F 50/250A	1012071		18.5	25		300 ÷ 1000	85 ÷ 73
-	-	F 50/250AR	1012072		22	30		300 ÷ 1000	95 ÷ 83
-	-	F 65/125C	1012073	2	4	5.5	IE3	600 ÷ 1800	16 ÷ 11
-	-	F 65/125B	1000557		5.5	7.5		600 ÷ 2000	18 ÷ 13
-	-	F 65/125A	1012074		7.5	10		600 ÷ 2200	23 ÷ 18
-	-	F 65/160C	1000559	2	9.2	12.5	IE3	600 ÷ 2200	32 ÷ 22
-	-	F 65/160B	1012075		11	15		600 ÷ 2400	36.5 ÷ 23
-	-	F 65/160A	1012076		15	20		600 ÷ 2400	40.5 ÷ 28
-	-	F 65/200B	1012077	2	15	20	IE3	200 ÷ 2400	44 ÷ 30.5
-	-	F 65/200A	1012078		18.5	25		200 ÷ 2500	50 ÷ 36.5
-	-	F 65/200AR	1012079		22	30		200 ÷ 2600	57 ÷ 42
-	-	F 65/250C	1034963	2	30	40	IE3	400 ÷ 2350	76 ÷ 53
-	-	F 65/250B	1034964		37	50		400 ÷ 2500	87 ÷ 62
-	-	F 65/250A	1034965		45	60		400 ÷ 2600	95 ÷ 68
-	-	F 80/160D	1012080	2	11	15	IE3	500 ÷ 4000	25 ÷ 10
-	-	F 80/160C	1012081		15	20		500 ÷ 4000	30 ÷ 15
-	-	F 80/160B	1012082		18.5	25		500 ÷ 4000	35 ÷ 20
-	-	F 80/160A	1012083		22	30		500 ÷ 4000	40 ÷ 25

All prices exclude VAT. E&OE.

F

Monoblock Centrifugal Pumps (High Flow)

MODEL	STOCK CODE			POWER			PERFORMANCE	
				P2			Q	H
Three-Phase			*	kW	HP	▲	L/min	m
F 80/200B	1029793		2	30	40	IE3	500 ÷ 3650	56 ÷ 34.5
F 80/200A	1034967			37	50		500 ÷ 3900	62 ÷ 40
F 80/250B	1034968		2	45	60		600 ÷ 3600	77 ÷ 54
F 80/250A	1034969			55	75		600 ÷ 3900	88.5 ÷ 60
F 100/160C-N	1012084		2	15	20		1000 ÷ 5000	28.5 ÷ 11
F 100/160B-N	1012085			18.5	25		1000 ÷ 5200	32.5 ÷ 11
F 100/160A-N	1012086			22	30		1000 ÷ 6000	37 ÷ 13
F 100/200C	1034970		2	30	40		833 ÷ 4650	51 ÷ 28
F 100/200B	1034971			37	50		833 ÷ 4900	57 ÷ 33
F 100/200A	1034972			45	60		833 ÷ 5250	63 ÷ 38
F 100/250B	1034973		2	55	75		800 ÷ 5150	75 ÷ 48
F 100/250A	1034974			75	100		800 ÷ 5750	89 ÷ 58

- Pump body: **cast iron**
- Counterflanges kit has to be ordered separately including screws, nuts and gaskets
- * Impeller: **1**=**brass**; **2**=**cast iron**
- ▲ Three phase motor efficiency class (IEC 60034-30)
- Protection: IP 55

Counter Flange Kits

MODEL	STOCK CODE	
CFK 32	1034838	
CFK 40	1034839	
CFK 50	1034840	
CFK 65	1034841	
CFK 80	1034842	
CFK 100	1034843	

F-INOX

Monoblock Inox Centrifugal Pumps (High Flow)

MODEL	STOCK CODE		POWER			PERFORMANCE	
			P2			Q	H
Three-Phase			kW	HP	▲	L/min	m
F 50/160C-I	1034979		4	5.5	IE3	300 ÷ 1000	27 ÷ 16
F 50/160B-I	1034980		5.5	7.5		300 ÷ 1100	32 ÷ 21
F 50/160A-I	1034981		7.5	10		300 ÷ 1100	37 ÷ 27
F 65/125C-I	1034982		4	5.5	IE3	600 ÷ 1800	16 ÷ 11
F 65/125B-I	1034983		5.5	7.5		600 ÷ 2000	18 ÷ 13
F 65/125A-I	1034984		7.5	10		600 ÷ 2200	23 ÷ 18

- Pump body: **cast AISI 316 stainless steel (without counter)**
- Counterflanges kit has to be ordered separately including screws, nuts and gaskets
- * Impeller: **Stainless Steel**
- ▲ Three phase motor efficiency class (IEC 60034-30)
- Protection: IP 55

F4

PEDROLLO the spring of life

Monoblock Centrifugal Pumps

MODEL	STOCK CODE			POWER P2			PERFORMANCE	
							Q	H
Three-Phase			*	kW	HP	▲	L/min	m
F4-32/160B	1035172		1	0.37	0.5	IE2	50 ÷ 200	7.5 ÷ 4.5
F4-32/160A	1035173			0.37	0.5		50 ÷ 225	9 ÷ 5
F4-32/200B	1035174		1	0.75	1	IE3	50 ÷ 250	12.5 ÷ 9
F4-32/200A	1035175			1.1	1.5		50 ÷ 250	14 ÷ 10.5
F4-32/200BH	1035176		1	0.75	1		50 ÷ 150	11.3 ÷ 9.2
F4-32/200AH	1035177			0.75	1		50 ÷ 160	13.8 ÷ 11
F4-32/250C	1035178		1	1.1	1.5		50 ÷ 220	18.4 ÷ 15
F4-32/250B	1035184			1.5	2		50 ÷ 250	21.7 ÷ 17.4
F4-32/250A	1035185			2.2	3		50 ÷ 270	23.8 ÷ 18.7
F4-40/160B	1035186		1	0.37	0.5	IE2	50 ÷ 320	7.5 ÷ 3.5
F4-40/160A	1035187			0.55	0.75		50 ÷ 350	9 ÷ 4.5
F4-40/200B	1035188		1	0.75	1	IE3	50 ÷ 350	11.5 ÷ 7
F4-40/200A	1035189			1.1	1.5		50 ÷ 350	13.8 ÷ 10
F4-40/250C	1035190		2	1.1	1.5		50 ÷ 400	15.5 ÷ 10
F4-40/250B	1035191			1.5	2		50 ÷ 400	17.5 ÷ 12
F4-40/250A	1035192			2.2	3		50 ÷ 400	22 ÷ 17
F4-50/125B	1035193		1	0.55	0.75	IE2	150 ÷ 600	5 ÷ 2
F4-50/125A	1035194			0.55	0.75		150 ÷ 600	6 ÷ 3
F4-50/160B	1035195		1	0.75	1	IE3	150 ÷ 650	8 ÷ 3.8
F4-50/160A	1035196			1.1	1.5		150 ÷ 700	9.3 ÷ 4.5
F4-50/200C	1035199		2	1.5	2		200 ÷ 850	11 ÷ 7.5
F4-50/200B	1035201			2.2	3		200 ÷ 850	13 ÷ 9.5
F4-50/200A	1035202			2.2	3		200 ÷ 900	15 ÷ 11.2
F4-50/200AR	1035203			3	4		200 ÷ 900	17 ÷ 13.2
F4-50/250D	1035204		2	1.1	1.5		150 ÷ 650	12.5 ÷ 5
F4-50/250C	1035205			1.5	2		150 ÷ 700	14 ÷ 5
F4-50/250B	1035206			2.2	3		150 ÷ 700	18 ÷ 10.5
F4-50/250A	1035207			2.2	3		150 ÷ 700	20 ÷ 13
F4-50/250AR	1035208			3	4		150 ÷ 700	23.5 ÷ 17
F4-65/125B	1035209		2	0.75	1	IE3	300 ÷ 1100	4.7 ÷ 3
F4-65/125A	1035210			1.1	1.5		300 ÷ 1200	5.7 ÷ 4
F4-65/160C	1035211		3	1.1	1.5		300 ÷ 1100	8 ÷ 5.5
F4-65/160B	1035212			1.5	2		300 ÷ 1200	9.1 ÷ 5.7
F4-65/160A	1035213			2.2	3		300 ÷ 1200	10.1 ÷ 7
F4-65/200A	1035214		2	2.2	3		300 ÷ 1250	12 ÷ 8.5
F4-65/200AR	1035215			3	4		300 ÷ 1300	14 ÷ 10
F4-65/250B	1035216		2	4	5.5		200 ÷ 1250	21.8 ÷ 15.5
F4-65/250A	1035217			5.5	7.5		200 ÷ 1300	23.5 ÷ 17
F4-80/160D	1035218		2	1.5	2	IE3	300 ÷ 2000	6.3 ÷ 2.5
F4-80/160C	1035219			2.2	3		300 ÷ 2000	7.5 ÷ 3.8
F4-80/160B	1035220			2.2	3		300 ÷ 2000	8.8 ÷ 5
F4-80/160A	1035221			3	4		300 ÷ 2000	10 ÷ 6.2
F4-80/200B	1035222		2	4	5.5		300 ÷ 1800	14 ÷ 9
F4-80/200A	1035223			5.5	7.5		300 ÷ 1900	15.5 ÷ 10.5
F4-80/250B	1035224		2	5.5	7.5		300 ÷ 1800	19.5 ÷ 13.5
F4-80/250A	1035225			7.5	10		300 ÷ 1950	22 ÷ 15
F4-100/160B-N	1035226		2	2.2	3	IE3	400 ÷ 2750	8.1 ÷ 2.7
F4-100/160A-N	1035227			3	4		400 ÷ 3000	9.2 ÷ 3.2
F4-100/200C	1035229		3	4	5.5		400 ÷ 2300	12.7 ÷ 7
F4-100/200B	1035230			5.5	7.5		400 ÷ 2400	14.2 ÷ 8.5
F4-100/200A	1035231			5.5	7.5		400 ÷ 2600	15.8 ÷ 9.5
F4-100/250B	1035232		2	7.5	10		400 ÷ 2600	18.5 ÷ 11.5
F4-100/250A	1035233			9.2	12.5		400 ÷ 2900	22 ÷ 13.5

- Pump body: **cast iron**
- Counterflanges kit has to be ordered separately including screws, nuts and gaskets

* Impeller: **1**=**brass; 2**=**cast iron**

▲ Three phase motor efficiency class (IEC 60034-30)

- Protection: IP X5

All prices exclude VAT. E&OE.

FG

Monoblock Centrifugal Pumps

MODEL	STOCK CODE		*	2 POLES n= 2900 min^{-1} POWER P2 kW	HP	PERFORMANCE Q L/min	H m	4 POLES n= 1450 min^{-1} POWER P2 kW	HP	PERFORMANCE Q L/min	H m
FG-32/160C	1035234		1	1.5	2	**6 ÷ 21**	24 ÷ 14	0.25	0.33	**3 ÷ 10.5**	6 ÷ 3.5
FG-32/160B	1035235			2.2	3	**6 ÷ 24**	30 ÷ 17	0.37	0.5	**3 ÷ 12**	7.5 ÷ 4
FG-32/160A	1035236			3	4	**6 ÷ 27**	37 ÷ 24	0.37	0.5	**3 ÷ 13.5**	9 ÷ 6
FG-32/200C	1035237		1	4	5.5	**6 ÷ 27**	44 ÷ 31.5	0.55	0.75	**3 ÷ 13.5**	11 ÷ 8
FG-32/200B	1035238			5.5	7.5	**6 ÷ 30**	51 ÷ 36	0.75	1	**3 ÷ 15**	12.5 ÷ 9
FG-32/200A	1035239			7.5	10	**6 ÷ 30**	57 ÷ 44	1.1	1.5	**3 ÷ 15**	14 ÷ 11
FG-32/200BH	1035240		1	3	4	**6 ÷ 18**	45 ÷ 37	0.55	0.75	**3 ÷ 9**	11 ÷ 9
FG-32/200AH	1035241			4	5.5	**6 ÷ 19.2**	55 ÷ 44	0.55	0.75	**3 ÷ 9.6**	13.8 ÷ 11
FG-32/250C	1035242		2	9.2	12.5	**6 ÷ 24**	75 ÷ 55	1.1	1.5	**3 ÷ 13.2**	18.4 ÷ 15
FG-32/250B	1035243			11	15	**6 ÷ 27**	87 ÷ 62	1.5	2	**3 ÷ 15**	21.7 ÷ 17.4
FG-32/250A	1035244			15	20	**6 ÷ 28.8**	97 ÷ 70	2.2	3	**3 ÷ 16.2**	23.8 ÷18.7
FG-40/125C	1035245		1	1.1	1.5	**6 ÷ 33**	16 ÷ 6	–	–	**–**	–
FG-40/125B	1035246			1.5	2	**6 ÷ 36**	20.5 ÷ 9	–	–	**–**	–
FG-40/125A	1035247			2.2	3	**6 ÷ 42**	26 ÷ 10	–	–	**–**	–
FG-40/160C	1035248		1	2.2	3	**6 ÷ 36**	27 ÷ 14	0.37	0.5	**3 ÷ 18**	6.5 ÷ 3.5
FG-40/160B	1035249			3	4	**6 ÷ 36**	32 ÷ 20	0.37	0.5	**3 ÷ 18**	8 ÷ 5
FG-40/160A	1035250			4	5.5	**6 ÷ 42**	38 ÷ 20	0.55	0.75	**3 ÷ 21**	9.5 ÷ 5
FG-40/200B	1035251		1	5.5	7.5	**6 ÷ 42**	47 ÷ 28	0.75	1	**3 ÷ 21**	11.5 ÷ 7
FG-40/200A	1035252			7.5	10	**6 ÷ 42**	55 ÷ 41	1.1	1.5	**3 ÷ 21**	13.5 ÷ 10
FG-40/250C	1035253		2	9.2	12.5	**6 ÷ 42**	64 ÷ 47	1.1	1.5	**3 ÷ 21**	16 ÷ 11.5
FG-40/250B	1035254			11	15	**6 ÷ 42**	71 ÷ 55	1.5	2	**3 ÷ 21**	17.5 ÷ 13.5
FG-40/250A	1035255			15	20	**6 ÷ 42**	88 ÷ 72	2.2	3	**3 ÷ 21**	22 ÷ 18
FG-50/125C	1035256		1	2.2	3	**18 ÷ 72**	17.5 ÷ 6	0.37	0.5	**9 ÷ 36**	4 ÷ 1.5
FG-50/125B	1035257			3	4	**18 ÷ 72**	20.7 ÷ 9	0.55	0.75	**9 ÷ 36**	5 ÷ 2
FG-50/125A	1035258			4	5.5	**18 ÷ 72**	23.5 ÷ 13	0.55	0.75	**9 ÷ 36**	6 ÷ 3
FG-50/160C	1035259		1	4	5.5	**18 ÷ 60**	27 ÷ 16	0.55	0.75	**9 ÷ 30**	7 ÷ 4
FG-50/160B	1035260			5.5	7.5	**18 ÷ 66**	32 ÷ 21	0.75	1	**9 ÷ 33**	8 ÷ 5
FG-50/160A	1035261			7.5	10	**18 ÷ 66**	37 ÷ 27	1.1	1.5	**9 ÷ 33**	9 ÷ 7
FG-50/200C	1040491		2	11	15	**24 ÷ 102**	44 ÷ 30	1.5	2	**12 ÷ 51**	11 ÷ 7.5
FG-50/200B	1040492			15	20	**24 ÷ 102**	52 ÷ 38	2.2	3	**12 ÷ 51**	13 ÷ 9.5
FG-50/200A	1040493			18.5	25	**24 ÷ 108**	61 ÷ 45	2.2	3	**12 ÷ 54**	15 ÷ 11
FG-50/200AR	1040494			22	30	**24 ÷ 108**	69 ÷ 53	3	4	**12 ÷ 54**	17 ÷ 13
FG-50/250D	1040501		2	9.2	12.5	**18 ÷ 54**	51 ÷ 32	0.75	1	**18 ÷ 60**	4.5 ÷ 3
FG-50/250C	1040502			11	15	**18 ÷ 54**	59 ÷ 42	1.1	1.5	**18 ÷ 66**	5.5 ÷ 4.5
FG-50/250B	1040503			15	20	**18 ÷ 60**	72 ÷ 59	1.1	1.5	**18 ÷ 66**	8 ÷ 5.5
FG-50/250A	1040504			18.5	25	**18 ÷ 60**	85 ÷ 73	1.5	2	**18 ÷ 72**	9 ÷ 5.5
FG-50/250AR	1040505			22	30	**18 ÷ 60**	95 ÷ 83	2.2	3	**18 ÷ 72**	10 ÷ 7
FG-65/125C	1040495		2	4	5.5	**36 ÷ 108**	16 ÷ 11	1.1	1.5	**9 ÷ 27**	12.5 ÷ 8
FG-65/125B	1040496			5.5	7.5	**36 ÷ 108**	18 ÷ 13	1.5	2	**9 ÷ 27**	14.5 ÷10.5
FG-65/125A	1040497			7.5	10	**36 ÷ 132**	23 ÷ 18	2.2	3	**9 ÷ 30**	18 ÷ 14.5
FG-65/160C	1040498		2	9.2	12.5	**36 ÷ 132**	32 ÷ 22	2.2	3	**9 ÷ 30**	21 ÷ 18
FG-65/160B	1040499			11	15	**36 ÷ 144**	36.5 ÷ 23	3	4	**9 ÷ 30**	24 ÷ 21
FG-65/160A	1040500			15	20	**36 ÷ 144**	40.5 ÷ 28	0.55	0.75	**18 ÷ 54**	4 ÷ 2.5

FG

Monoblock Centrifugal Pumps

MODEL	STOCK CODE		*	2 POLES n= 2900 min^{-1} POWER P2 kW	HP	PERFORMANCE Q L/min	H m	4 POLES n= 1450 min^{-1} POWER P2 kW	HP	PERFORMANCE Q L/min	H m
FG-65/200B	1040506			15	20	**12 ÷ 144**	44 ÷ 30.5	2.2	3	**6 ÷ 72**	10.5 ÷ 7.3
FG-65/200A	1040507		**2**	18.5	25	**12 ÷ 150**	50 ÷ 36.5	2.2	3	**6 ÷ 75**	12 ÷ 8.5
FG-65/200AR	1040508			22	30	**12 ÷ 156**	57 ÷ 42	3	4	**6 ÷ 78**	14 ÷ 10
FG-65/250C	1040509			30	40	**24 ÷ 141**	76 ÷ 53	3	4	**12 ÷ 70.5**	19 ÷ 13
FG-65/250B	1040510		**2**	37	50	**24 ÷ 150**	87 ÷ 62	4	5.5	**12 ÷ 75**	21.5 ÷ 15.5
FG-65/250A	1040511			45	60	**24 ÷ 156**	95 ÷ 68	5.5	7.5	**12 ÷ 78**	23.5 ÷ 17
FG-80/160D	1040512			11	15	**30 ÷ 240**	25 ÷ 10	1.5	2	**15 ÷ 120**	6 ÷ 2.5
FG-80/160C	1040513			15	20	**30 ÷ 240**	30 ÷ 15	2.2	3	**15 ÷ 120**	7.5 ÷ 3.5
FG-80/160B	1040514		**2**	18.5	25	**30 ÷ 240**	35 ÷ 20	2.2	3	**15 ÷ 120**	8.5 ÷ 5
FG-80/160A	1040515			22	30	**30 ÷ 240**	40 ÷ 25	3	4	**15 ÷ 120**	10 ÷ 6
FG-80/200B	1040516		**2**	30	40	**30 ÷ 219**	56 ÷ 34.5	4	5.5	**15 ÷ 09.5**	14 ÷ 8.5
FG-80/200A	1040517			37	50	**30 ÷ 234**	62 ÷ 40	5.5	7.5	**15 ÷ 117**	15.5 ÷ 10
FG-80/250B	1040518		**2**	45	60	**36 ÷ 216**	77 ÷ 54	5.5	7.5	**18 ÷ 108**	19 ÷ 13.5
FG-80/250A	1040519			55	75	**36 ÷ 234**	88.5 ÷ 60	7.5	10	**18 ÷ 117**	22 ÷ 15
FG-100/160C-N	1040520			15	20	**60 ÷ 300**	28.5 ÷ 11	–	–	**–**	–
FG-100/160B-N	1040521		**2**	18.5	25	**60 ÷ 330**	32.5 ÷ 11	2.2	3	**24 ÷ 165**	8.1 ÷ 2.7
FG-100/160A-N	1040522			22	30	**60 ÷ 360**	37 ÷ 13	3	4	**24 ÷ 180**	9.2 ÷ 3.2
FG-100/200C	1040523			30	40	**48 ÷ 279**	51 ÷ 28	4	5.5	**24 ÷ 39.5**	12.5 ÷ 7
FG-100/200B	1040524		**2**	37	50	**48 ÷ 294**	57 ÷ 33	5.5	7.5	**24 ÷ 147**	14 ÷ 8
FG-100/200A	1040525			45	60	**48 ÷ 315**	63 ÷ 38	5.5	7.5	**24 ÷ 57.5**	15.5 ÷ 9.5
FG-100/250B	1040526		**2**	55	75	**48 ÷ 309**	75 ÷ 48	7.5	10	**24 ÷154.5**	18.5 ÷ 12
FG-100/250A	1040527			75	100	**48 ÷ 345**	89 ÷ 58	9.2	12.5	**24 ÷172.5**	22 ÷ 14.5

- Pump body: **cast iron**
- Counterflanges kit has to be ordered separately including screws, nuts and gaskets

* Impeller: **cast iron**

Upon request the FG pumps can be tested in accordance with EN 12845 for use in fire fighting applications at an additional cost.

All prices exclude VAT. E&OE.

2-5CR

Multi-Stage Centrifugal Pumps - Noryl

MODEL Single-Phase	STOCK CODE		MODEL Three-Phase	STOCK CODE		POWER P2 kW	POWER P2 HP	PERFORMANCE Q L/min	PERFORMANCE H m
2CRm 80 - N	1020447		**2CR 80 - N**	1034567		0.37	0.50	5 ÷ **70**	26 ÷ 5
3CRm 60 - N	1034565		**3CR 60 - N**	1034568		0.37	0.50	5 ÷ **70**	30 ÷ 7
3CRm 80 - N	1000254		**3CR 80 - N**	1034571		0.45	0.60	5 ÷ **80**	38 ÷ 5
4CRm 80 - N	1000270		**4CR 80 - N**	1000273		0.55	0.75	5 ÷ **80**	50 ÷ 10
5CRm 80 - N	1017492		**5CR 80 - N**	1030770		0.75	1	5 ÷ **80**	66 ÷ 12
3CRm 100 - N	1000275		**3CR 100 - N**	1034572		0.55	0.75	5 ÷ **120**	37 ÷ 5
4CRm 100 - N	1028942		**4CR 100 - N**	1019365		0.75	1	5 ÷ **130**	50 ÷ 5
5CRm 100 - N	1034683		**5CR 100 - N**	1034685		1.1	1.5	5 ÷ **130**	62 ÷ 8

- Pump body: **AISI 304 stainless steel**
- Impeller: **Noryl**
- ▲ Three phase motor efficiency class (IEC 60034-30)

3-6CR

Multi-Stage Centrifugal Pumps - Stainless Steel

MODEL Single-Phase	STOCK CODE		MODEL Three-Phase	STOCK CODE		POWER P2 kW	POWER P2 HP	PERFORMANCE Q L/min	PERFORMANCE H m
5CRm 90 / FCRm 90/5*	1034861		**5CR 90** / FCR 90/5*	1034862		1.1	1.5	5 ÷ **90**	78 ÷ 38
6CRm 90 / FCRm 90/6*	1034863		**6CR 90** / FCR 90/6*	1034864		1.5	2	5 ÷ **90**	94 ÷ 45
7CRm 90 / FCRm 90/7*	1081226		**7CR 90** / FCR 90/7*	1081227		1.8	2.5	5 ÷ **90**	110 ÷ 53
3CRm 130 / FCRm 130/3*	1034865		**3CR 130** / FCR 130/3*	1034866		1.1	1.5	5 ÷ **130**	49 ÷ 24
4CRm 130 / FCRm 130/4*	1034867		**4CR 130** / FCR 130/4*	1034868		1.5	2	5 ÷ **130**	65 ÷ 31
5CRm 130 / FCRm 130/5*	1081228		**5CR 130** / FCR 130/5*	1034869		1.8	2.5	5 ÷ **130**	81 ÷ 39
-	-		**6CR 130** / FCR 130/6*	1034870		2.2	3	5 ÷ **130**	97 ÷ 46
3CRm 200 / FCRm 200/3*	1034871		**3CR 200** / FCR 200/3*	1034872		1.1	1.5	20 ÷ **200**	43 ÷ 13
4CRm 200 / FCRm 200/4*	1034873		**4CR 200** / FCR 200/4*	1034874		1.5	2	20 ÷ **200**	57 ÷ 17
5CRm 200 / FCRm 200/5*	1081229		**5CR 200** / FCR 200/5*	1034875		1.8	2.5	20 ÷ **200**	71 ÷ 22
-	-		**6CR 200** / FCR 200/6*	1034876		2.2	3	20 ÷ **200**	85 ÷ 26

- Pump body: **AISI 304 stainless steel**
- Impeller & Diffusers: **AISI 304**
- ▲ Three phase motor efficiency class (IEC 60034-30)
- Patent n. EP14755156.8
- *New model. Please check technical performance

3-6CR - X

Multi-Stage Centrifugal Pumps - Noryl

MODEL Single-Phase	STOCK CODE		MODEL Three-Phase	STOCK CODE		POWER P2 kW	POWER P2 HP	PERFORMANCE Q L/min	PERFORMANCE H m
5CRm 90X / FCRm 90X/5*	1070698		**5CR 90X** / FCR 90X/5*	1070699		1.1	1.5	5 ÷ **90**	78 ÷ 38
6CRm 90X / FCRm 90X/6*	1070700		**6CR 90X** / FCR 90X/6*	1070701		1.5	2	5 ÷ **90**	94 ÷ 45
3CRm 130X / FCRm 90X/3*	1070702		**3CR 130X** / FCR 130X/3*	1070703		1.1	1.5	5 ÷ **130**	49 ÷ 24
4CRm 130X / FCRm 90X/4*	1070704		**4CR 130X** / FCR 130X/4*	1070705		1.5	2	5 ÷ **130**	65 ÷ 31
-	-		**5CR 130X** / FCR 130X/5*	1070706		1.8	2.5	5 ÷ **130**	81 ÷ 39
-	-		**6CR 130X** / FCR 130X/6*	1070708		2.2	3	5 ÷ **130**	97 ÷ 46
3CRm 200X / FCRm 90X/5*	1070717		**3CR 200X** / FCR 200X/3*	1070719		1.1	1.5	20 ÷ **200**	43 ÷ 13
4CRm 200X / FCRm 200X/4*	1070720		**4CR 200X** / FCR 200X/4*	1070721		1.5	2	20 ÷ **200**	57 ÷ 17
-	-		**5CR 200X** / FCR 200X/5*	1070724		1.8	2.5	20 ÷ **200**	71 ÷ 22
-	-		**6CR 200X** / FCR 200X/6*	1070726		2.2	3	20 ÷ **200**	85 ÷ 26

- Pump body: **AISI 304 stainless steel**
- Impeller & Diffusers: **Noryl**
- ▲ Three phase motor efficiency class (IEC 60034-30)
- Patent n. EP14755156.8
- *New model. Please check technical performance

MK

Vertical Multi-Stage Pump

MODEL Single-Phase	STOCK CODE		MODEL Three-Phase	STOCK CODE		POWER P2 kW	POWER P2 HP	▲	PERFORMANCE Q L/min	PERFORMANCE H m
MKm 3/3-N	1034715		MK 3/3-N	1034716		0.75	1	IE3	10 ÷ **80**	50 ÷ 28
MKm 3/4-N	1034717		MK 3/4-N	1034718		1.1	1.5		10 ÷ **80**	67 ÷ 38
MKm 3/5-N	1034719		MK 3/5-N	1034720		1.1	1.5		10 ÷ **80**	83 ÷ 47
MKm 3/6-N	1034721		MK 3/6-N	1034722		1.5	2		10 ÷ **80**	100 ÷ 56
MKm 5/4-N	1000790		MK 5/4-N	1016792		1.1	1.5		20 ÷ **120**	55 ÷ 20
MKm 5/5-N	1034723		MK 5/5-N	1034724		1.1	1.5		20 ÷ **120**	69 ÷ 25
MKm 5/6-N	1034725		MK 5/6-N	1034726		1.5	2		20 ÷ **120**	83 ÷ 30
MKm 5/7-N	1034727		MK 5/7-N	1034728		1.8	2.5		20 ÷ **120**	96 ÷ 34
MKm 5/8-N	1033363		MK 5/8-N	1034729		2.2	3		20 ÷ **120**	110 ÷ 40
MKm 8/4-N	1034877		MK 8/4-N	1034878		1.5	2		40 ÷ **180**	54 ÷ 15
MKm 8/5-N	1034879		MK 8/5-N	1034880		1.8	2.5		40 ÷ **180**	67.5 ÷ 18
MKm 8/6-N	1001703		MK 8/6-N	1001704		2.2	3		40 ÷ **180**	82 ÷ 20

- Pump body: **cast iron and stainless steel**
- Impeller: **Noryl**

▲ Three phase motor efficiency class (IEC 60034-30)

Inlet & Outlet Threaded Flange Kit

THREAD	STOCK CODE	
1" - 1¼"	1000828	

- The kit consists of two threaded flanges (ISO 228/1) made of cast iron, two gaskets and four screws to connect to the MK pump ports

DPV Name Plate Example Information

Label	DP	VS	F	85	F3	-1	B	Product Label
	DP							
Material/ Construction		VC						Cast Iron pump stool and top bracket, hydraulics 1.4301/ AISI 304
		V						All wetted parts Stainless Steel 1.4301/ AISI 304
		VM						All wetted parts Stainless Steel 1.4301/ AISI 304 with closed coupled motor
		VS						All wetted parts Stainless Steel 1.4401/ AISI 316
Connections			E					Male thread (with non-return valve insert)
								Oval flange with female thread
			F					Round flange
			V					Victaulic connections
			T					Tri-clamp connections
				85				Capacity in m3/h at Q opt
					/3			Number of stages
					/3	-1		Number of stages of which one stage with reduced head
							B	Design version

All prices exclude VAT. E&OE.

dp pumps

DPV2 Pump & Motor

MODEL	STOCK CODE		HEAD	FLOW	POWER		
			M	m3/hr	kW	VOLT	PHASE
DPV2/2	1040533		11	1.9	.37	230/400	3
DPV2/3	1040534		19	1.9	.37	230/400	3
DPV2/4	1040535		23	1.9	.37	230/400	3
DPV2/5	1000829		29	1.9	.37	230/400	3
DPV2/6	1040536		34	1.9	.55	230/400	3
DPV2/7	1040537		40	1.9	.55	230/400	3
DPV2/8	1000830		46	1.9	.55	230/400	3
DPV2/9	1040538		55	1.9	.75	230/400	3
DPV2/10	1000832		61	1.9	.75	230/400	3
DPV2/11	1000835		67	1.9	1.1	230/400	3
DPV2/12	1040539		74	1.9	1.1	230/400	3
DPV2/14	1000838		86	1.9	1.1	230/400	3
DPV2/16	1040540		98	1.9	1.5	230/400	3
DPV2/18	1040541		110	1.9	1.5	230/400	3
DPV2/20	1000841		123	1.9	1.5	230/400	3
DPV2/22	1040542		135	1.9	2.2	230/400	3
DPV2/24	1040543		147	1.9	2.2	230/400	3
DPV2/26	1040544		159	1.9	2.2	230/400	3
DPV2/28	1040545		172	1.9	2.2	230/400	3
DPV2/30	1040546		184	1.9	2.2	230/400	3

dp pumps

DPV4 Pump & Motor

MODEL	STOCK CODE		HEAD	FLOW	POWER		
			M	m3/hr	kW	VOLT	PHASE
DPV4/2	1040547		12	4	0.37	230/400	3
DPV4/3	1040548		19	4	0.55	230/400	3
DPV4/4	1040549		25	4	0.55	230/400	3
DPV4/5	1000888		34	4	7.5	230/400	3
DPV4/6	1040550		41	4	1.1	230/400	3
DPV4/7	1000890		48	4	1.1	230/400	3
DPV4/8	1000891		55	4	1.5	230/400	3
DPV4/9	1000893		63	4	1.5	230/400	3
DPV4/10	1000895		70	4	1.5	230/400	3
DPV4/11	1013519		77	4	2.2	230/400	3
DPV4/12	1040551		84	4	2.2	230/400	3
DPV4/14	1000900		98	4	2.2	230/400	3
DPV4/16	1040552		116	4	3	230/400	3
DPV4/18	1040553		131	4	3	230/400	3
DPV4/20	1040554		145	4	3	230/400	3
DPV4/22	1040555		160	4	4	230/400	3
DPV4/24	1040556		174	4	4	230/400	3
DPV4/26	1040557		189	4	4	230/400	3

dp pumps

DPV6 Pump & Motor

MODEL	STOCK CODE		HEAD	FLOW	POWER		
			M	m3/hr	kW	VOLT	PHASE
DPV6/2	1020689		13	6.3	.37	230/400	3
DPV6/3	1020564		21	6.3	.75	230/400	3
DPV6/4	1040558		28	6.3	1.1	230/400	3
DPV6/5	1000919		35	6.3	1.1	230/400	3
DPV6/6	1040559		42	6.3	1.5	230/400	3
DPV6/7	1000923		49	6.3	1.5	230/400	3
DPV6/8	1021729		57	6.3	2.2	230/400	3
DPV6/9	1040560		64	6.3	2.2	230/400	3
DPV6/10	1000926		71	6.3	2.2	230/400	3
DPV6/11	1040561		81	6.3	3	230/400	3
DPV6/12	1000927		89	6.3	3	230/400	3
DPV6/14	1000929		104	6.3	3	230/400	3
DPV6/16	1040562		119	6.3	4	230/400	3
DPV6/18	1040563		134	6.3	4	230/400	3
DPV6/20	1040564		152	6.3	5.5	230/400	3
DPV6/22	1040565		167	6.3	5.5	230/400	3
DPV6/24	1040566		182	6.3	5.5	230/400	3
DPV6/26	1040567		198	6.3	5.5	230/400	3

dp pumps

DPV10 Pump & Motor

MODEL	STOCK CODE		HEAD	FLOW	POWER		
			M	m3/hr	kW	VOLT	PHASE
DPV10/1 B	1040568		8	10	.75	230/400	3
DPV10/2 B	1040569		16	10	.75	230/400	3
DPV10/3 B	1031127		24	10	1.1	230/400	3
DPV10/4 B	1015803		32	10	1.5	230/400	3
DPV10/5 B	1040570		40	10	2.2	230/400	3
DPV10/6 B	1000959		48	10	2.2	230/400	3
DPV10/7 B	1040571		58	10	3	230/400	3
DPV10/8 B	1000961		66	10	3	230/400	3
DPV10/9 B	1040572		75	10	4	230/400	3
DPV10/10 B	1000962		83	10	4	230/400	3
DPV10/11 B	1040573		92	10	4	230/400	3
DPV10/13 B	1040574		110	10	5.5	230/400	3
DPV10/15 B	1015298		128	10	5.5	230/400	3
DPV10/17 B	1040575		145	10	7.5	400/690	3
DPV10/19 B	1040576		162	10	7.5	400/690	3
DPV10/21 B	1040577		179	10	7.5	400/690	3
*DPV10/6 B (cast iron base)	1081693		48	10	2.2	230	1

* Agricultural version - cast iron base, stainless steel body, impellers & diffusers

All prices exclude VAT. E&OE.

dp pumps

DPV15 Pump & Motor

MODEL	STOCK CODE		HEAD	FLOW	POWER		
			M	m3/hr	kW	VOLT	PHASE
DPV15/1 B	1040580		10	18	1.1	400/690	3
DPV15/2 B	1031629		20	18	2.2	400/690	3
DPV15/3 B	1040581		31	18	3	400/690	3
DPV15/4 B	1040582		42	18	4	400/690	3
DPV15/5 B	1030844		53	18	5.5	400/690	3
DPV15/6 B	1015338		64	18	5.5	400/690	3
DPV15/7 B	1040583		75	18	7.5	400/690	3
DPV15/8 B	1040584		86	18	7.5	400/690	3
DPV15/9 B	1040585		98	18	11	400/690	3
DPV15/10 B	1018455		109	18	11	400/690	3
DPV15/11 B	1015299		120	18	11	230/400	3
DPV15/13 B	1040586		143	18	15	400/690	3
DPV15/15 B	1040587		166	18	15	400/690	3
DPV15/17 B	1040588		189	18	15	400/690	3

dp pumps

DPV25 Pump & Motor

MODEL	STOCK CODE		HEAD	FLOW	POWER		
			M	m3/hr	kW	VOLT	PHASE
DPV25/1	1019367		15	26.8	2.2	400/690	3
DPV25/2	1031142		31	26.8	4	400/690	3
DPV25/3	1001048		47	26.8	5.5	400/690	3
DPV25/4	1031143		63	26.8	7.5	400/690	3
DPV25/5	1040589		79	26.8	11	400/690	3
DPV25/6	1015301		95	26.8	11	400/690	3
DPV25/7	1040590		110	26.8	15	400/690	3
DPV25/8	1040591		126	26.8	15	400/690	3
DPV25/9	1015302		142	26.8	15	400/690	3
DPV25/10	1040592		157	26.8	18.5	400/690	3
DPV25/11	1040593		173	26.8	18.5	400/690	3
DPV25/12	1040594		189	26.8	22	400/690	3

EM9/06 Pump & Motor

MODEL	STOCK CODE		HEAD	FLOW	POWER		
			M	m^3/hr	kW	VOLT	PHASE
EM9/06 (R)	1100989		71	14	2.2	230	1
EM9/06 (R)	1100990		71	14	2.2	230/400	3

AISI 304 Stainless steel body, impellers & diffusers
Suction/delivery threaded 1½"
2 port delivery option as standard

CK

Self-Priming Pumps

MODEL Single-Phase	STOCK CODE		MODEL Three-Phase	STOCK CODE		POWER P2 kW	POWER P2 HP	PERFORMANCE Q L/min	PERFORMANCE H m
CKm 50	1013514		**CK 50**	1034882		0.37	0.50	**5 ÷ 40**	31 ÷ 5
CKm 80-E	1000435		**CK 80-E**	1000436		0.55	0.75	**5 ÷ 50**	46 ÷ 10
CKm 90-E	1034883		**CK 90-E**	1034884		0.75	1	**5 ÷ 50**	49 ÷ 13
Water pump with bypass that limits maximum dynamic head to 20 metres									
CKm 50-BP	1000433		**CK 50-BP**	1015754		0.25	0.33	**5 ÷ 40**	20 ÷ 5
SPECIAL ORDER									
CKm 50 (110V)	1015520		-	-		0.37	0.50	**5 ÷ 40**	31 ÷ 5
CKm 80-E (110V)	1020010		-	-		0.55	0.75	**5 ÷ 50**	46 ÷ 10

- Pump body: **cast iron**
- Impeller: **brass**
- Registered Community Design n. 342159-0008 (CK 80-E/90-E)

CKR

Self-Priming Pumps

MODEL Single-Phase	STOCK CODE		MODEL Three-Phase	STOCK CODE		POWER P2 kW	POWER P2 HP	PERFORMANCE Q L/min	PERFORMANCE H m
CKRm 80-E	1034885		**CKR 80-E**	1034887		0.55	0.75	**5 ÷ 50**	46 ÷ 10
CKRm 90-E	1034889		**CKR 90-E**	1034891		0.75	1	**5 ÷ 50**	49 ÷ 13

- Pump body: **cast iron, with stainless steel insert**
- Impeller: **brass**
- Motor bracket: patented n. IT1243605
- Registered Community Design n. 342159-0008

CKR = special version with double anti-seize inserts

MT 1 - Flow Meter

MODEL	STOCK CODE		MAXIMUM FLOW RATE L/min	MAXIMUM PRESSURE Bar	FITTINGS
MT 1	1005379		120	3.5	1" x 1"

- Mechanical flow meter for private use, suitable for: diesel, kerosene (for heating), solvents, antifreeze, very light oils (kinematic viscosity max. 300 cSt)
  ATTENTION: IT IS NOT SUITABLE for any other fluid, including water, petrol/gasoline and hydrochloric acid.

Recommended for use with "CK" series pumps

Dispensing Nozzle with Hose

MODEL	STOCK CODE		ELBOW CONNECTION
NZ-1	1040595		¾"
NZ-2	1040596		1"

- Aluminium dispensing nozzle complete with 4 metre long hose, reinforced with steel spiral, with threaded fittings

Recommended for use with "CKm 50 BP or CK 50 BP" series pumps

All prices exclude VAT. E&OE.

JSW

Self-Priming 'Jet' Pumps

MODEL Single-Phase	STOCK CODE		MODEL Three-Phase	STOCK CODE		*	POWER P2 kW	POWER P2 HP	PERFORMANCE Q L/min	PERFORMANCE H m
JSWm 1C	1012889		**JSW 1C**	1000287		1	0.37	0.50	**5 ÷ 60**	32 ÷ 10
JSWm 1B	1000299		**JSW 1B**	1034900			0.48	0.65	**5 ÷ 60**	34 ÷ 12
JSWm 1A	1000313		**JSW 1A**	1034901			0.55	0.75	**5 ÷ 60**	43 ÷ 17
JSWm 2C	1000361		**JSW 2C**	1034902			0.75	1	**5 ÷ 70**	47 ÷ 20
JSWm 2B	1000383		**JSW 2B**	1000387			0.90	1.25	**5 ÷ 70**	51 ÷ 24
JSWm 2A	1000393		**JSW 2A**	1034903			1.1	1.5	**5 ÷ 70**	55 ÷ 28
JSWm 3CH	1000340		**JSW 3CH**	1000344		2	1.1	1.5	**10 ÷ 80**	55 ÷ 30
JSWm 3BH	1000355		**JSW 3BH**	1000358			1.5	2	**10 ÷ 80**	68 ÷ 38
JSWm 3AH	1070395		**JSW 3AH**	1040601			2.2	3	**10 ÷ 80**	88 ÷ 52
JSWm 3CM	1040597		**JSW 3CM**	1040602			1.1	1.5	**20 ÷ 120**	46 ÷ 20
JSWm 3BM	1040598		**JSW 3BM**	1040603			1.5	2	**20 ÷ 120**	56 ÷ 30
JSWm 3AM	1070396		**JSW 3AM**	1040604			2.2	3	**20 ÷ 120**	70 ÷ 40
JSWm 3CL	1040599		**JSW 3CL**	1040605			1.1	1.5	**30 ÷ 160**	39 ÷ 14
JSWm 3BL	1040600		**JSW 3BL**	1040606			1.5	2	**30 ÷ 160**	46 ÷ 24
JSWm 3AL	1070397		**JSW 3AL**	1040607			2.2	3	**30 ÷ 160**	58 ÷ 36

- Pump body: **cast iron**
- Impeller: **AISI 304 stainless steel**

JSW - X

JSW with Technopolymer Impeller

MODEL Single-Phase	STOCK CODE		MODEL Three-Phase	STOCK CODE		POWER P2 kW	POWER P2 HP	PERFORMANCE Q L/min	PERFORMANCE H m
JSWm 1CX	1034918		**JSW 1CX**	1034920		0.37	0.50	5 ÷ **60**	32 ÷ 10
JSWm 1BX	1034922		**JSW 1BX**	1034924		0.48	0.65	5 ÷ **60**	34 ÷ 12
JSWm 1AX	1034926		**JSW 1AX**	1034927		0.55	0.75	5 ÷ **60**	43 ÷ 17
JSWm 2CX	1034932		**JSW 2CX**	1034933		0.75	1	5 ÷ **70**	47 ÷ 20
JSWm 2BX	1034934		**JSW 2BX**	1034936		0.90	1.25	5 ÷ **70**	51 ÷ 24
JSWm 2AX	1040608		**JSW 2AX**	1034938		1.1	1.5	5 ÷ **70**	55 ÷ 28

- Pump body: **cast iron**
- Impeller: **Noryl**
- Three phase pumps are equipped with high efficiency motors. IE2 class up to 1.1kW and IE3 class from 1.5 to 2.2 kW (IEC 60034-30)

JDW

PEDROLLO the spring of life

Self-Priming 'Jet' Pumps for 4" Wells

MODEL	STOCK CODE			POWER		PERFORMANCE	
				P2		Q	H
Single-Phase			*	kW	HP	L/min	m
JDWm 1B-N 30-4"	1034939		IE2	0.60	0.85	2 ÷ **24**	41 ÷ 12
JDWm 1A-N 30-4"	1000415		IE3	0.75	1	2 ÷ **24**	50 ÷ 20
JDWm 2 30-4"	1034940			1.1	1.5	2 ÷ **28**	75 ÷ 30

- Pump body and ejector: **cast iron**
- * Impeller: **AISI 304 stainless steel** (brass for JDWm 2)

Versions with technopolymer impeller

JDWm 1CX-N 30-4"	1034941		IE2	0.50	0.70	2 ÷ **20**	37 ÷ 12
JDWm 1BX-N 30-4"	1034942			0.60	0.85	2 ÷ **24**	41 ÷ 12
JDWm 1AX-N 30-4"	1034943		IE3	0.75	1	2 ÷ **24**	50 ÷ 20

- Pump body: **cast iron**
- Impeller: **Noryl**
- Three phase motor efficiency class (IEC 60034-30)
- * Performance with 15 metres suction height

CAB

Pentax WATER PUMPS

Self-Priming 'Jet' Pumps

MODEL	STOCK CODE		MODEL	STOCK CODE		POWER		PERFORMANCE	
						P2		Q	H
Single-Phase			Three-Phase			kW	HP	L/min	m
CAB 150/00	1000582		CAB 150/00	1070729		1.1	1.5	20 ÷ **90**	56.5 ÷ **32**
CAB 200/00	1000613		CAB 200/00	1036443		1.65	2.2	20 ÷ **110**	59.5 ÷ **34**
CAB 300/00	1033758		CAB 300/00	1033867		2.2	3.0	20 ÷ **140**	62 ÷ **32**

- Pump body: **cast iron**
- Impeller: **Noryl**
- Liquid Temperature: 0-50ºC
- Protection Degree: IP44

Plastic Head Pumps

MODEL	STOCK CODE		POWER		
			KW	VOLT	PHASE
ZA210 SX pump	1000657		0.55	230	1
ZA240 pump S/W ZF210	1000658		0.55	400	3
ZA850 pump S/W ZF800	1000675		1.1	400	3

- Pump body: **PP20GF**
- Impeller: **PP 20 GF**
- Motor Shaft: AISI 416
- Mechanical Seal: Carbon/ Ceramic
- Protection: IP 44

JCR

Self-Priming 'Jet' Pumps

MODEL	STOCK CODE		MODEL	STOCK CODE		POWER		PERFORMANCE	
						P2		Q	H
Single-Phase			Three-Phase			kW	HP	L/min	m
JCRm 1C	1000321		JCR 1C	1034944		0.37	0.50	5 ÷ **60**	32 ÷ 10
JCRm 1B	1000324		JCR 1B	1034945		0.48	0.65	5 ÷ **60**	34 ÷ 12
JCRm 1A	1000327		JCR 1A	1034066		0.55	0.75	5 ÷ **60**	43 ÷ 17
JCRm 2C	1000329		JCR 2C	1034946		0.75	1	5 ÷ **70**	47 ÷ 19
JCRm 2B	1000331		JCR 2B	1034947		0.90	1.25	5 ÷ **70**	52 ÷ 23
JCRm 2A	1034948		JCR 2A	1034949		1.1	1.5	5 ÷ **70**	56 ÷ 27
SPECIAL ORDER									
JCRm 1C (110V)	1061802		-	-		0.37	0.50	5 ÷ **60**	32 ÷ 10
JCRm 1B (110V)	1018595		-	-		0.48	0.65	5 ÷ **60**	34 ÷ 12
JCRm 1A (110V)	1015368		-	-		0.55	0.75	5 ÷ **60**	43 ÷ 17
JCRm 2C (110V)	1028637		-	-		0.75	1	5 ÷ **70**	47 ÷ 19
JCRm 2B (110V)	1028641		-	-		0.90	1.25	5 ÷ **70**	52 ÷ 23
JCRm 2A (110V)	1017147		-	-		1.1	1.5	5 ÷ **70**	56 ÷ 27

- Pump body: **AISI 304 stainless steel**
- Impeller: **AISI 304 stainless steel**
- European Patent n. 1 510 696

Fire-fighting Systems

A selection of fire-fighting sets available on request.

NK-GE

Submersible Pumps with Float Switch

For clean water

MODEL	STOCK CODE		POWER		PERFORMANCE	
			P2		Q	H
Single-Phase			kW	HP	L/min	m
NKm 2/2 GE	1034765		0.37	0.5	**10 ÷ 80**	32 ÷ 17
NKm 2/3 GE	1034766		0.55	0.75	**10 ÷ 80**	46 ÷ 23
NKm 2/4 GE	1001539		0.75	1	**10 ÷ 80**	61 ÷ 31
NKm 2/5 GE	1030339		1.1	1.5	**10 ÷ 80**	79 ÷ 40
NKm 2/6 GE	1031619		1.5	2	**10 ÷ 80**	93 ÷ 48
NKm 4/3 GE	1034767		0.55	0.75	**20 ÷ 120**	39 ÷ 12
NKm 4/4 GE	1001544		0.75	1	**20 ÷ 120**	52 ÷ 16
NKm 4/5 GE	1034768		1.1	1.5	**20 ÷ 120**	65 ÷ 20
NKm 4/6 GE	1034769		1.5	2	**20 ÷ 120**	78 ÷ 24
NKm 8/3 GE	1070408		1.1	1.5	**40 ÷ 160**	39 ÷ 16
NKm 8/4 GE	1070409		1.5	2	**40 ÷ 160**	51 ÷ 21

- 20 metre long power cable
- DRINCABLE® type approved for use in drinking water by "WRAS" in compliance with BS 6920, approval n. 7513

NK

Submersible Pumps without Float Switch

For clean water

MODEL	STOCK CODE		MODEL	STOCK CODE		POWER		PERFORMANCE	
						P2		Q	H
Single-Phase			Three-Phase			kW	HP	L/min	m
NKm 2/2	1001537		NK 2/2	1034770		0.37	0.5	**10 ÷ 80**	32 ÷ 17
NKm 2/3	1034771		NK 2/3	1034772		0.55	0.75	**10 ÷ 80**	46 ÷ 23
NKm 2/4	1034781		NK 2/4	1031751		0.75	1	**10 ÷ 80**	61 ÷ 31
NKm 2/5	1034773		NK 2/5	1034774		1.1	1.5	**10 ÷ 80**	79 ÷ 40
NKm 2/6	1040609		NK 2/6	1040611		1.5	2	**10 ÷ 80**	93 ÷ 48
NKm 4/3	1034775		NK 4/3	1034776		0.55	0.75	**20 ÷ 120**	39 ÷ 12
NKm 4/4	1040610		NK 4/4	1040612		0.75	1	**20 ÷ 120**	52 ÷ 16
NKm 4/5	1034777		NK 4/5	1034778		1.1	1.5	**20 ÷ 120**	65 ÷ 20
NKm 4/6	1034779		NK 4/6	1034780		1.5	2	**20 ÷ 120**	78 ÷ 24
NKm 8/3	1070410		NK 8/3	1070412		1.1	1.5	**40 ÷ 160**	39 ÷ 16
NKm 8/4	1070411		NK 8/4	1070413		1.5	2	**40 ÷ 160**	51 ÷ 21

- 20 metre long power cable
- DRINCABLE® type approved for use in drinking water by "WRAS" in compliance with BS 6920, approval n. 7513
- Impellers: **Noryl**
- Two mechanical seals separated by an oil chamber
- Thermal overload protector incorporated into the winding
- Patent Pending n. PCT/IB2014/063126

All prices exclude VAT. E&OE.

UP-GE

Submersible Pumps with Float Switch

For clean water

MODEL	STOCK CODE		POWER		PERFORMANCE	
			P2		Q	H
Single-Phase			kW	HP	L/min	m
UPm 2/2-GE	1034731		0.37	0.5	**10 ÷ 80**	32 ÷ 17
UPm 2/3-GE	1040613		0.55	0.75	**10 ÷ 80**	46 ÷ 23
UPm 2/4-GE	1028714		0.75	1	**10 ÷ 80**	61 ÷ 31
UPm 2/5-GE	1034732		1.1	1.5	**10 ÷ 80**	79 ÷ 40
UPm 2/6-GE	1034734		1.5	2	**10 ÷ 80**	93 ÷ 48
UPm 4/3-GE	1021752		0.55	0.75	**20 ÷ 120**	39 ÷ 12
UPm 4/4-GE	1030346		0.75	1	**20 ÷ 120**	52 ÷ 16
UPm 4/5-GE	1028716		1.1	1.5	**20 ÷ 120**	65 ÷ 20
UPm 4/6-GE	1034735		1.5	2	**20 ÷ 120**	78 ÷ 24
UPm 8/3-GE	1034737		1.1	1.5	**40 ÷ 180**	39 ÷ 9
UPm 8/4-GE	1028715		1.5	2	**40 ÷ 180**	51 ÷ 12

- 20 metre long power cable
- DRINCABLE® type approved for use in drinking water by "WRAS" in compliance with BS 6920, approval n. 7513

UP

Submersible Pumps without Float Switch

For clean water

MODEL	STOCK CODE		MODEL	STOCK CODE		POWER		PERFORMANCE	
						P2		Q	H
Single-Phase			Three-Phase			kW	HP	L/min	m
UPm 2/2	1034738		UP 2/2	1034740		0.37	0.5	**10 ÷ 80**	32 ÷ 17
UPm 2/3	1034741		UP 2/3	1034742		0.55	0.75	**10 ÷ 80**	46 ÷ 23
UPm 2/4	1034743		UP 2/4	1034744		0.75	1	**10 ÷ 80**	61 ÷ 31
UPm 2/5	1034745		UP 2/5	1034746		1.1	1.5	**10 ÷ 80**	79 ÷ 40
UPm 2/6	1034747		UP 2/6	1034748		1.5	2	**10 ÷ 80**	93 ÷ 48
UPm 4/3	1034749		UP 4/3	1034750		0.55	0.75	**20 ÷ 120**	39 ÷ 12
UPm 4/4	1034751		UP 4/4	1034752		0.75	1	**20 ÷ 120**	52 ÷ 16
UPm 4/5	1034753		UP 4/5	1034754		1.1	1.5	**20 ÷ 120**	65 ÷ 20
UPm 4/6	1034756		UP 4/6	1034758		1.5	2	**20 ÷ 120**	78 ÷ 24
UPm 8/3	1034759		UP 8/3	1034760		1.1	1.5	**40 ÷ 180**	38 ÷ 9
UPm 8/4	1034761		UP 8/4	1034762		1.5	2	**40 ÷ 180**	51 ÷ 12

- 20 metre long power cable
- DRINCABLE® type approved for use in drinking water by "WRAS" in compliance with BS 6920, approval n. 7513
- Impellers: **Noryl**
- Two mechanical seals separated by an oil chamber
- Windings with built-in thermal overload protector
- Patent Pending n. PCT/IB2014/063126
- Patent Pending n. BO2015A000116
- Patent Pending n. PCT/EP2009/059855

Support Kit for Horizontal Operation

MODEL	STOCK CODE	
Support Kit	1021753	

3SR

PEDROLLO the spring of life

3″ Submersible Pumps & Motors

MODEL	STOCK CODE		MODEL	STOCK CODE		POWER		PERFORMANCE	
						P2		Q	H
Single-Phase			Three-Phase			kW	HP	L/min	m
3SRm 1/21	1194516		**3SR 1/21**	1194517		0.37	0.5	**5 ÷ 30**	85 ÷ 24
3SRm 1/31	1194518		**3SR 1/31**	1194519		0.55	0.75	**5 ÷ 30**	126 ÷ 35
3SRm 1/42	1194521		**3SR 1/42**	1194528		0.75	1	**5 ÷ 30**	170 ÷ 47.5
3SRm 1/62	1194529		**3SR 1/62**	1194530		1.1	1.5	**5 ÷ 30**	152 ÷ 70
3SRm 2/14	1070612		**3SR 2/15**	1070611		0.37	0.5	**10 ÷ 50**	56 ÷ 15
3SRm 2/21	1070614		**3SR 2/22**	1070613		0.55	0.75	**10 ÷ 50**	83 ÷ 23
3SRm 2/28	1070616		**3SR 2/30**	1070615		0.75	1	**10 ÷ 50**	111 ÷ 31
3SRm 2/41	1081232		**3SR 2/43**	1070617		1.1	1.5	**10 ÷ 50**	162 ÷ 45

APPLICATION LIMITS

- Maximum liquid temperature **+35 °C**
- Maximum sand content **150 g/m^3**
- Maximum immersion depth of **60 m** with a sufficiently long power cable
- Starts/hour: **20** at regular intervals
- Minimum flow rate for motor cooling **8 cm/s**
- Continuous service **S1**

ELECTRIC MOTOR

- Oil filled **rewindable** motors (non-toxic oil for use with food) a 2 pole, 50 Hz (n ~ 2900 min^{-1})
- Voltage:
  - single-phase **230 V**
  - three-phase **400 V**
- Insulation: class F
- Protection: IP 68
- Shaft and jacket: **AISI 304** stainless steel
- Dimensions of the flange connection in compliance with **NEMA** standards
- **1.5 m** long power cable

All prices exclude VAT. E&OE.

ST05-HYD

4″ EPS Submersible Pump End Only

MODEL	STOCK CODE		POWER P2 kW	POWER P2 HP	PERFORMANCE Q L/min	PERFORMANCE H m
ST0513-HYD	1001708		0.37	0.50	**5÷25**	78÷23
ST0519-HYD	1001712		0.55	0.75	**5÷25**	118÷30
ST0526-HYD	1001716		0.75	1	**5÷25**	160÷39
ST0538-HYD	1001720		1.1	1.5	**5÷25**	234÷52

ST10-HYD

4″ EPS Submersible Pump End Only

MODEL	STOCK CODE		POWER P2 kW	POWER P2 HP	PERFORMANCE Q L/min	PERFORMANCE H m
ST1007-HYD	1001722		0.37	0.50	**15÷50**	43÷22
ST1010-HYD	1001724		0.55	0.75	**15÷50**	65÷29
ST1014-HYD	1001728		0.75	1	**15÷50**	86÷42
ST1020-HYD	1001732		1.1	1.5	**15÷50**	131÷60

ST13-HYD

4″ EPS Submersible End Pump Only

MODEL	STOCK CODE		POWER P2 kW	POWER P2 HP	PERFORMANCE Q L/min	PERFORMANCE H m
ST1311-HYD	1001735		0.75	1	**20÷70**	68÷26
ST1316-HYD	1001737		1.1	1.5	**20÷70**	101÷33
ST1321-HYD	1001740		1.5	2	**20÷70**	135÷49
ST1332-HYD	1001742		2.2	3	**20÷70**	200÷62

ST05-FK

4″ EPS Submersible Pump c/w Franklin Motors

MODEL	STOCK CODE		POWER P2 kW	POWER P2 HP	PERFORMANCE Q L/min	PERFORMANCE H m
ST0513-FK	1001709		0.37	0.50	**5÷25**	78÷23
ST0519-FK	1001713		0.55	0.75	**5÷25**	118÷30
ST0526-FK	1001717		0.75	1	**5÷25**	160÷39
ST0538-FK	1001721		1.1	1.5	**5÷25**	234÷52

System complete with 4" water filled Franklin branded motor

ST10-FK

4″ EPS Submersible Pump c/w Franklin Motors

MODEL	STOCK CODE		POWER P2 kW	POWER P2 HP	PERFORMANCE Q L/min	PERFORMANCE H m
ST1007-FK	1001723		0.37	0.50	**15÷50**	43÷22
ST1010-FK	1001725		0.55	0.75	**15÷50**	65÷29
ST1014-FK	1001729		0.75	1	**15÷50**	86÷42
ST1020-FK	1001733		1.1	1.5	**15÷50**	131÷60

System complete with 4" water filled Franklin branded motor

ST13-FK

4″ EPS Submersible Pump c/w Franklin Motors

MODEL	STOCK CODE		POWER P2 kW	POWER P2 HP	PERFORMANCE Q L/min	PERFORMANCE H m
ST1311-FK	1001736		0.75	1	**20÷70**	68÷26
ST1316-FK	1001738		1.1	1.5	**20÷70**	101÷33
ST1321-FK	1001741		1.5	2	**20÷70**	135÷49
ST1332-FK	1012128		2.2	3	**20÷70**	200÷62

System complete with 4" water filled Franklin branded motor

All prices exclude VAT. E&OE.

ST05-PM

4″ EPS Submersible Pump c/w PM Motors

MODEL	STOCK CODE		POWER P2 kW	POWER P2 HP	PERFORMANCE Q L/min	PERFORMANCE H m
ST0513-PM	1001710		0.37	0.50	**5÷25**	78÷23
ST0519-PM	1001714		0.55	0.75	**5÷25**	118÷30
ST0526-PM	1001718		0.75	1	**5÷25**	160÷39
ST0538-PM	1012119		1.1	1.5	**5÷25**	234÷52

System complete with 4" rewindable oil filled PM branded motor

ST10-PM

4″ EPS Submersible Pump c/w PM Motors

MODEL	STOCK CODE		POWER P2 kW	POWER P2 HP	PERFORMANCE Q L/min	PERFORMANCE H m
ST1007-PM	1012121		0.37	0.50	**15÷50**	43÷22
ST1010-PM	1001726		0.55	0.75	**15÷50**	65÷29
ST1014-PM	1012123		0.75	1	**15÷50**	86÷42
ST1020-PM	1012124		1.1	1.5	**15÷50**	131÷60

System complete with 4" rewindable oil filled PM branded motor

ST13-PM

4″ EPS Submersible Pump c/w PM Motors

MODEL	STOCK CODE		POWER P2 kW	POWER P2 HP	PERFORMANCE Q L/min	PERFORMANCE H m
ST1311-PM	1012125		0.75	1	**20÷70**	68÷26
ST1316-PM	1012127		1.1	1.5	**20÷70**	101÷33

System complete with 4" rewindable oil filled PM branded motor

ST05-PM-S

4″ EPS Submersible Pump c/w PM Motors & Starter

MODEL	STOCK CODE		POWER P2 kW	POWER P2 HP	PERFORMANCE Q L/min	PERFORMANCE H m
ST0513-PM-S	1001711		0.37	0.50	**5÷25**	78÷23
ST0519-PM-S	1001715		0.55	0.75	**5÷25**	118÷30
ST0526-PM-S	1001719		0.75	1	**5÷25**	160÷39
ST0538-PM-S	1012120		1.1	1.5	**5÷25**	234÷52

System complete with 4" rewindable oil filled PM branded motor

ST10-PM-S

4″ EPS Submersible Pump c/w PM Motors & Starter

MODEL	STOCK CODE		POWER P2 kW	POWER P2 HP	PERFORMANCE Q L/min	PERFORMANCE H m
ST1007-PM-S	1012122		0.37	0.50	**15÷50**	43÷22
ST1010-PM-S	1001727		0.55	0.75	**15÷50**	65÷29
ST1014-PM-S	1001731		0.75	1	**15÷50**	86÷42
ST1020-PM-S	1001734		1.1	1.5	**15÷50**	131÷60

System complete with 4" rewindable oil filled PM branded motor

ST13-PM-S

4″ EPS Submersible Pump c/w PM Motors & Starter

MODEL	STOCK CODE		POWER P2 kW	POWER P2 HP	PERFORMANCE Q L/min	PERFORMANCE H m
ST1311-PM-S	1012126		0.75	1	**20÷70**	68÷26
ST1316-PM-S	1001739		1.1	1.5	**20÷70**	101÷33

System complete with 4" rewindable oil filled PM branded motor

All prices exclude VAT. E&OE.

SP05-HYD

4″ EPS Submersible Pump Only S/S

MODEL	STOCK CODE		POWER P2 kW	POWER P2 HP	PERFORMANCE Q L/min	PERFORMANCE H m
SP0521-HYD	1001743		0.55	0.75	**5÷25**	112÷30
SP0528-HYD	1001744		0.75	1	**5÷25**	153÷42
SP0542-HYD	1001745		1.1	1.5	**5÷25**	235÷67

4″ EPS Submersible Pump Only S/S

MODEL	STOCK CODE		POWER P2 kW	POWER P2 HP	PERFORMANCE Q L/min	PERFORMANCE H m
SP1013-HYD	1001746		0.55	0.75	**15÷40**	68÷38
SP1018-HYD	1001747		0.75	1	**15÷40**	94÷51
SP1023-HYD	1001748		1.1	1.5	**15÷40**	124÷69
SP1033-HYD	1001749		1.5	2	**15÷40**	183÷102

4″ EPS Submersible Pump Only S/S

MODEL	STOCK CODE		POWER P2 kW	POWER P2 HP	PERFORMANCE Q L/min	PERFORMANCE H m
SP1815-HYD	1001750		1.1	1.5	**25÷70**	85÷40
SP1825-HYD	1001751		1.5	2	**25÷70**	39÷60
SP1829-HYD	1001752		2.2	3	**25÷70**	160÷70

4″ EPS Submersible Pump Only S/S

MODEL	STOCK CODE		POWER P2 kW	POWER P2 HP	PERFORMANCE Q L/min	PERFORMANCE H m
SP2517-HYD	1001753		1.5	2	**30÷100**	96÷55
SP2525-HYD	1001754		2.2	3	**30÷100**	138÷78
SP2533-HYD	1001755		3	4	**30÷100**	184÷105

4″ EPS Submersible Pump Only S/S

MODEL	STOCK CODE		POWER P2 kW	POWER P2 HP	PERFORMANCE Q L/min	PERFORMANCE H m
SP4015-HYD	1016797		2.2	3	**40÷180**	80÷38

4SR-HYD

4″ Submersible Pump Only - F/N Model

PEDROLLO the spring of life

PEDROLLO the spring of life

	MODEL	STOCK CODE		POWER P2 kW	POWER P2 HP	PERFORMANCE Q L/min	PERFORMANCE H m
4SR1-HYD Best efficiency point: **1 m³/h**	4SR1/12 F-HYD	1001757		0.37	0.50	**5 ÷ 30**	71 ÷ 30
	4SR1/17 F-HYD	1001759		0.55	0.75	**5 ÷ 30**	100 ÷ 42.5
	4SR1/22 F-HYD	1001761		0.75	1	**5 ÷ 30**	130 ÷ 55
	4SR1/32 F-HYD	1001764		1.1	1.5	**5 ÷ 30**	188 ÷ 80
	4SR1/42 F-HYD	1001766		1.5	2	**5 ÷ 30**	247 ÷ 105
4SR1.5-HYD Best efficiency point: **1.5 m³/h**	4SR1.5/7 F-HYD	1034600		0.37	0.50	**5 ÷ 45**	50 ÷ 17
	4SR1.5/11 F-HYD	1001769		0.55	0.75	**5 ÷ 45**	78 ÷ 26.5
	4SR1.5/15 F-HYD	1001771		0.75	1	**5 ÷ 45**	106 ÷ 36
	4SR1.5/22 F-HYD	1001773		1.1	1.5	**5 ÷ 45**	154 ÷ 52.5
	4SR1.5/30 F-HYD	1001776		1.5	2	**5 ÷ 45**	206 ÷ 70
	4SR1.5/44 F-HYD	1034599		2.2	3	**5 ÷ 45**	295 ÷ 100
4SR2-HYD Best efficiency point: **2 m³/h**	4SR2/6 F-HYD	1034597		0.37	0.50	**10 ÷ 65**	45÷ 13
	4SR2/9 F-HYD	1034598		0.55	0.75	**10 ÷ 65**	67 ÷ 19.5
	4SR2/12 F-HYD	1001779		0.75	1	**10 ÷ 65**	90 ÷ 25.5
	4SR2/17 F-HYD	1001781		1.1	1.5	**10 ÷ 65**	127 ÷ 36.5
	4SR2/23 F-HYD	1001783		1.5	2	**10 ÷ 65**	172 ÷ 49
	4SR2/33 F-HYD	1001785		2.2	3	**10 ÷ 65**	246 ÷ 71
4SR4-HYD Best efficiency point: **4 m³/h**	4SR4/6 F-HYD	1071519		0.55	0.75	**20 ÷ 100**	45.5 ÷ 17
	4SR4/8 F-HYD	1001787		0.75	1	**20 ÷ 100**	60.5 ÷ 22.5
	4SR4/12 F-HYD	1001788		1.1	1.5	**20 ÷ 100**	91 ÷ 33.5
	4SR4/15 F-HYD	1001790		1.5	2	**20 ÷ 100**	114 ÷ 42
	4SR4/22 F-HYD	1001792		2.2	3	**20 ÷ 100**	167 ÷ 61.5
	4SR4/30 F-HYD	1013534		3	4	**20 ÷ 100**	228 ÷ 84
	4SR4/40 F-HYD	1028874		4	5.5	**20 ÷ 100**	304 ÷ 112
	4SR4/54 F-HYD	1034602		5.5	7.5	**20 ÷ 100**	410 ÷ 151
4SR6-HYD Best efficiency point: **6 m³/h**	4SR6/4 F-HYD	1034603		0.55	0.75	**25 ÷ 150**	25.5 ÷ 9.5
	4SR6/6 F-HYD	1034604		0.75	1	**25 ÷ 150**	38 ÷ 14.5
	4SR6/9 F-HYD	1001796		1.1	1.5	**25 ÷ 150**	57 ÷ 21.5
	4SR6/13 F-HYD	1012131		1.5	2	**25 ÷ 150**	83 ÷ 31.5
	4SR6/17 F-HYD	1001798		2.2	3	**25 ÷ 150**	108 ÷ 41
	4SR6/23 F-HYD	1033035		3	4	**25 ÷ 150**	152 ÷ 58
	4SR6/31 F-HYD	1001800		4	5.5	**25 ÷ 150**	203 ÷ 77
	4SR6/42 F-HYD	1001802		5.5	7.5	**25 ÷ 150**	273 ÷ 104
	4SR6/56 F-HYD	1034605		7.5	10	**25 ÷ 150**	368 ÷ 140
4SR8-HYD Best efficiency point: **8 m³/h**	4SR8/4 F-HYD	1034606		0.75	1	**40 ÷ 200**	27 ÷ 8
	4SR8/7 F-HYD	1034607		1.1	1.5	**40 ÷ 200**	47 ÷ 14.5
	4SR8/9 F-HYD	1001803		1.5	2	**40 ÷ 200**	60.5 ÷ 18.5
	4SR8/13 F-HYD	1001806		2.2	3	**40 ÷ 200**	87 ÷ 26.5
	4SR8/17 F-HYD	1034221		3	4	**40 ÷ 200**	114 ÷ 35
	4SR8/24 F-HYD	1001808		4	5.5	**40 ÷ 200**	161 ÷ 49
	4SR8/32 F-HYD	1001810		5.5	7.5	**40 ÷ 200**	214 ÷ 65.5
	4SR8/43 F-HYD	1034609		7.5	10	**40 ÷ 200**	288 ÷ 88
4SR10-HYD Best efficiency point: **10 m³/h**	4SR10/5-N-HYD	1040614		0.75	1	**50 ÷ 250**	30 ÷ 6
	4SR10/7-N-HYD	1040615		1.1	1.5	**50 ÷ 250**	42 ÷ 8
	4SR10/9-N-HYD	1034610		1.5	2	**50 ÷ 250**	53 ÷ 10
	4SR10/13-N-HYD	1034224		2.2	3	**50 ÷ 250**	77 ÷ 15
	4SR10/18-N-HYD	1034226		3	4	**50 ÷ 250**	106 ÷ 21
	4SR10/24-N-HYD	1034227		4	5.5	**50 ÷ 250**	141 ÷ 28
	4SR10/32-N-HYD	1034228		5.5	7.5	**50 ÷ 250**	189 ÷ 38
	4SR10/43-N-HYD	1194604		7.5	10	**50 ÷ 250**	254 ÷ 51

Comparison performance+ table for N v F models --->

All prices exclude VAT. E&OE.

4SR-HYD

4″ Submersible Pump Only - Comparative Table - N Model versus F Model

PEDROLLO the spring of life

PEDROLLO the spring of life

	MODEL	OLD N PERFORMANCE		NEW MODEL	POWER		PERFORMANCE	
		Q	H		P2		Q	H
	N (Old Model)	L/min	m	F (New Model)	kW	HP	L/min	m
4SR1-HYD Best efficiency point: **1 m³/h**	4SR1/13-HYD	5 ÷ 30	73 ÷ 26	4SR1/12 F-HYD	0.37	0.50	5 ÷ 30	71 ÷ 30
	4SR1/18-HYD	5 ÷ 30	101 ÷ 36	4SR1/17 F-HYD	0.55	0.75	5 ÷ 30	100 ÷ 42.5
	4SR1/25-HYD	5 ÷ 30	140 ÷ 50	4SR1/22 F-HYD	0.75	1	5 ÷ 30	130 ÷ 55
	4SR1/35-HYD	5 ÷ 30	197 ÷ 70	4SR1/32 F-HYD	1.1	1.5	5 ÷ 30	188 ÷ 80
	4SR1/45-HYD	5 ÷ 30	254 ÷ 90	4SR1/42 F-HYD	1.5	2	5 ÷ 30	247 ÷ 105
4SR1.5-HYD Best efficiency point: **1.5 m³/h**	4SR1.5/8-HYD	5 ÷ 45	48 ÷ 14	4SR1.5/7 F-HYD	0.37	0.50	5 ÷ 45	50 ÷ 17
	4SR1.5/13-HYD	5 ÷ 45	78 ÷ 23	4SR1.5/11 F-HYD	0.55	0.75	5 ÷ 45	78 ÷ 26.5
	4SR1.5/17-HYD	5 ÷ 45	102 ÷ 30	4SR1.5/15 F-HYD	0.75	1	5 ÷ 45	106 ÷ 36
	4SR1.5/25-HYD	5 ÷ 45	151 ÷ 45	4SR1.5/22 F-HYD	1.1	1.5	5 ÷ 45	154 ÷ 52.5
	4SR1.5/32-HYD	5 ÷ 45	193 ÷ 58	4SR1.5/30 F-HYD	1.5	2	5 ÷ 45	206 ÷ 70
	4SR1.5/46-HYD	5 ÷ 45	277 ÷ 83	4SR1.5/44 F-HYD	2.2	3	5 ÷ 45	295 ÷ 100
4SR2-HYD Best efficiency point: **2 m³/h**	4SR2/7-HYD	10 ÷ 60	46 ÷ 14	4SR2/6 F-HYD	0.37	0.50	10 ÷ 65	45÷ 13
	4SR2/10-HYD	10 ÷ 60	68 ÷ 20	4SR2/9 F-HYD	0.55	0.75	10 ÷ 65	67 ÷ 19.5
	4SR2/13-HYD	10 ÷ 60	88 ÷ 26	4SR2/12 F-HYD	0.75	1	10 ÷ 65	90 ÷ 25.5
	4SR2/20-HYD	10 ÷ 60	130 ÷ 39	4SR2/17 F-HYD	1.1	1.5	10 ÷ 65	127 ÷ 36.5
	4SR2/27-HYD	10 ÷ 60	173 ÷ 52	4SR2/23 F-HYD	1.5	2	10 ÷ 65	172 ÷ 49
	4SR2/39-HYD	10 ÷ 60	250 ÷ 75	4SR2/33 F-HYD	2.2	3	10 ÷ 65	246 ÷ 71
4SR4-HYD Best efficiency point: **4 m³/h**	4SR4/7-HYD	20 ÷ 100	44 ÷ 17	4SR4/6 F-HYD	0.55	0.75	20 ÷ 100	45.5 ÷ 17
	4SR4/9-HYD	20 ÷ 100	56 ÷ 23	4SR4/8 F-HYD	0.75	1	20 ÷ 100	60.5 ÷ 22.5
	4SR4/14-HYD	20 ÷ 100	88 ÷ 35	4SR4/12 F-HYD	1.1	1.5	20 ÷ 100	91 ÷ 33.5
	4SR4/18-HYD	20 ÷ 100	112 ÷ 45	4SR4/15 F-HYD	1.5	2	20 ÷ 100	114 ÷ 42
	4SR4/26-HYD	20 ÷ 100	162 ÷ 63	4SR4/22 F-HYD	2.2	3	20 ÷ 100	167 ÷ 61.5
	4SR4/35-HYD	20 ÷ 100	220 ÷ 85	4SR4/30 F-HYD	3	4	20 ÷ 100	228 ÷ 84
	4SR4/46-HYD	20 ÷ 100	293 ÷ 117	4SR4/40 F-HYD	4	5.5	20 ÷ 100	304 ÷ 112
	4SR4/60-HYD	20 ÷ 100	385 ÷ 155	4SR4/54 F-HYD	5.5	7.5	20 ÷ 100	410 ÷ 151
4SR6-HYD Best efficiency point: **6 m³/h**	4SR6/4-HYD	25 ÷ 150	26 ÷ 11	4SR6/4 F-HYD	0.55	0.75	25 ÷ 150	25.5 ÷ 9.5
	4SR6/6-HYD	25 ÷ 150	38 ÷ 17	4SR6/6 F-HYD	0.75	1	25 ÷ 150	38 ÷ 14.5
	4SR6/9-HYD	25 ÷ 150	58 ÷ 26	4SR6/9 F-HYD	1.1	1.5	25 ÷ 150	57 ÷ 21.5
	4SR6/13-HYD	25 ÷ 150	83 ÷ 35	4SR6/13 F-HYD	1.5	2	25 ÷ 150	83 ÷ 31.5
	4SR6/17-HYD	25 ÷ 150	107 ÷ 45	4SR6/17 F-HYD	2.2	3	25 ÷ 150	108 ÷ 41
	4SR6/23-HYD	25 ÷ 150	148 ÷ 67	4SR6/23 F-HYD	3	4	25 ÷ 150	152 ÷ 58
	4SR6/31-HYD	25 ÷ 150	200 ÷ 86	4SR6/31 F-HYD	4	5.5	25 ÷ 150	203 ÷ 77
	4SR6/42-HYD	25 ÷ 150	276 ÷ 124	4SR6/42 F-HYD	5.5	7.5	25 ÷ 150	273 ÷ 104
	4SR6/56-HYD	25 ÷ 150	365 ÷ 173	4SR6/56 F-HYD	7.5	10	25 ÷ 150	368 ÷ 140
4SR8-HYD Best efficiency point: **8 m³/h**	4SR8/4-HYD	40 ÷ 200	26 ÷ 10	4SR8/4 F-HYD	0.75	1	40 ÷ 200	27 ÷ 8
	4SR8/7-HYD	40 ÷ 200	46 ÷ 16	4SR8/7 F-HYD	1.1	1.5	40 ÷ 200	47 ÷ 14.5
	4SR8/9-HYD	40 ÷ 200	58 ÷ 21	4SR8/9 F-HYD	1.5	2	40 ÷ 200	60.5 ÷ 18.5
	4SR8/13-HYD	40 ÷ 200	85 ÷ 30	4SR8/13 F-HYD	2.2	3	40 ÷ 200	87 ÷ 26.5
	4SR8/17-HYD	40 ÷ 200	110 ÷ 40	4SR8/17 F-HYD	3	4	40 ÷ 200	114 ÷ 35
	4SR8/23-HYD	40 ÷ 200	150 ÷ 53	4SR8/24 F-HYD	4	5.5	40 ÷ 200	161 ÷ 49
	4SR8/31-HYD	40 ÷ 200	200 ÷ 72	4SR8/32 F-HYD	5.5	7.5	40 ÷ 200	214 ÷ 65.5
	4SR8/42-HYD	40 ÷ 200	272 ÷ 98	4SR8/43 F-HYD	7.5	10	40 ÷ 200	288 ÷ 88

Please note pump performance changes between 4SR N model and 4SR F model

4SR-HYD

4″ Submersible Pump Only - N Model

	MODEL	STOCK CODE		POWER P2 kW	POWER P2 HP	PERFORMANCE Q L/min	PERFORMANCE H m
4SR12-HYD Best efficiency point: **12 m³/h**	4SR12/5-N-HYD	1034230		0.75	1	**50 ÷ 300**	26 ÷ 6
	4SR12/7-N-HYD	1034231		1.1	1.5	**50 ÷ 300**	36 ÷ 9
	4SR12/9-N-HYD	1034232		1.5	2	**50 ÷ 300**	47 ÷ 11
	4SR12/13-N-HYD	1034233		2.2	3	**50 ÷ 300**	68 ÷ 15
	4SR12/18-N-HYD	1034234		3	4	**50 ÷ 300**	94 ÷ 22
	4SR12/24-N-HYD	1034235		4	5.5	**50 ÷ 300**	126 ÷ 29
	4SR12/32-N-HYD	1034236		5.5	7.5	**50 ÷ 300**	168 ÷ 39
	4SR12/40-N-HYD	1070398		7.5	10	**50 ÷ 300**	210÷ 48
4SR15-HYD Best efficiency point: **15 m³/h**	4SR15/6-N-HYD	1034237		1.1	1.5	**50 ÷ 350**	32 ÷ 6
	4SR15/8-N-HYD	1034238		1.5	2	**50 ÷ 350**	42 ÷ 7
	4SR15/12-N-HYD	1034239		2.2	3	**50 ÷ 350**	62 ÷ 11
	4SR15/16-N-HYD	1034240		3	4	**50 ÷ 350**	83 ÷ 15
	4SR15/21-N-HYD	1034241		4	5.5	**50 ÷ 350**	110÷20
	4SR15/29-N-HYD	1034243		5.5	7.5	**50 ÷ 350**	151 ÷ 28
	4SR15/39-N-HYD	1070401		7.5	10	**50 ÷ 350**	203 ÷ 38

4SR-HYD

4″ Submersible Pump Only - O Model

	MODEL	STOCK CODE		POWER P2 kW	POWER P2 HP	PERFORMANCE Q L/min	PERFORMANCE H m
4SR10-HYD Best efficiency point: **10 m³/h**	4SR10/10-0-HYD	1001812		2.2	3	**50 ÷ 250**	62 ÷ 20
	4SR10/15-0-HYD	1001813		3	4	**50 ÷ 250**	92 ÷ 30
	4SR10/20-0-HYD	1001814		4	5.5	**50 ÷ 250**	123 ÷ 40
	4SR10/26-0-HYD	1001815		5.5	7.5	**50 ÷ 250**	160 ÷ 52
	4SR10/35-0-HYD	1001816		7.5	10	**50 ÷ 250**	216 ÷ 70
4SR12-HYD Best efficiency point: **12 m³/h**	4SR12/9-0-HYD	1016438		2.2	3	**50 ÷ 300**	55 ÷ 22
	4SR12/12-0-HYD	1012142		3	4	**50 ÷ 300**	73 ÷ 29
	4SR12/16-0-HYD	1001819		4	5.5	**50 ÷ 300**	97 ÷ 38
	4SR12/22-0-HYD	1001820		5.5	7.5	**50 ÷ 300**	135 ÷ 53
	4SR12/29-0-HYD	1001821		7.5	10	**50 ÷ 300**	176 ÷ 71
4SR15-HYD Best efficiency point: **15 m³/h**	4SR15/5-0-HYD	1030813		1.5	2	**50 ÷ 375**	30 ÷ 7.5
	4SR15/7-0-HYD	1001822		2.2	3	**50 ÷ 375**	42 ÷ 10
	4SR15/13-0-HYD	1001823		4	5.5	**50 ÷ 375**	77 ÷ 19
	4SR15/18-0-HYD	1001825		5.5	7.5	**50 ÷ 375**	108 ÷ 27
	4SR15/24-0-HYD	1001827		7.5	10	**50 ÷ 375**	145 ÷ 36

All prices exclude VAT. E&OE.

4SR-FK

4″ Pumps c/w Franklin Motors - New Version (Encapsulated)

	MODEL	STOCK CODE		MODEL	STOCK CODE		POWER P2		PERFORMANCE Q	PERFORMANCE H
	Single-Phase			Three-Phase			kW	HP	L/min	m
4SR1 Best efficiency point: **1 m³/h**	4SRm1/12- FK	1001758		4SR1/12- FK	1061487		0.37	0.50	**5 ÷ 30**	71 ÷ 30
	4SRm1/17- FK	1001760		4SR1/17- FK	1061488		0.55	0.75	**5 ÷ 30**	100 ÷
	4SRm1/22 - FK	1001762		4SR1/22 - FK	1061489		0.75	1	**5 ÷ 30**	130 ÷ 55
	4SRm1/32- FK	1001765		4SR1/32- FK	1061490		1.1	1.5	**5 ÷ 30**	188 ÷ 80
	4SRm1/42- FK	1001767		4SR1/42- FK	1061491		1.5	2	**5 ÷ 30**	247 ÷ 105
4SR1.5 Best efficiency point: **1.5 m³/h**	4SRm1.5/7-FK	1061472		4SR1.5/7-FK	1061492		0.37	0.50	**5 ÷ 45**	50 ÷ 17
	4SRm1.5/11-FK	1001770		4SR1.5/11-FK	1061493		0.55	0.75	**5 ÷ 45**	78 ÷ 26.5
	4SRm1.5/15-FK	1001772		4SR1.5/15-FK	1061494		0.75	1	**5 ÷ 45**	106 ÷ 36
	4SRm1.5/22-FK	1001774		4SR1.5/22-FK	1061495		1.1	1.5	**5 ÷ 45**	154 ÷
	4SRm1.5/30-FK	1001777		4SR1.5/30-FK	1001778		1.5	2	**5 ÷ 45**	206 ÷ 70
	4SRm1.5/44-FK	1061473		4SR1.5/44-FK	1061496		2.2	3	**5 ÷ 45**	295 ÷ 100
4SR2 Best efficiency point: **2 m³/h**	4SRm2/6-FK	1061474		4SR2/6-FK	1061497		0.37	0.50	**10 ÷ 65**	45÷ 13
	4SRm2/9 -FK	1061475		4SR2/9 -FK	1061498		0.55	0.75	**10 ÷ 65**	67 ÷ 19.5
	4SRm2/12-FK	1001780		4SR2/12-FK	1061499		0.75	1	**10 ÷ 65**	90 ÷ 25.5
	4SRm2/17-FK	1001782		4SR2/17-FK	1035365		1.1	1.5	**10 ÷ 65**	127 ÷
	4SRm2/23-FK	1001784		4SR2/23-FK	1061501		1.5	2	**10 ÷ 65**	172 ÷ 49
	4SRm2/33-FK	1001786		4SR2/33-FK	1013155		2.2	3	**10 ÷ 65**	246 ÷ 71
4SR4 Best efficiency point: **4 m³/h**	4SRm4/6-FK	1061476		4SR4/6-FK	1061502		0.55	0.75	**20 ÷ 100**	45.5 ÷ 17
	4SRm4/8-FK	1012129		4SR4/8-FK	1061503		0.75	1	**20 ÷ 100**	60.5 ÷
	4SRm4/12-FK	1001789		4SR4/12-FK	1061504		1.1	1.5	**20 ÷ 100**	91 ÷ 33.5
	4SRm4/15-FK	1001791		4SR4/15-FK	1013156		1.5	2	**20 ÷ 100**	114 ÷ 42
	4SRm4/22-FK	1012130		4SR4/22-FK	1001793		2.2	3	**20 ÷ 100**	167 ÷
	-	-		4SR4/30-FK	1061505		3	4	**20 ÷ 100**	228 ÷ 84
	-	-		4SR4/40-FK	1061506		4	5.5	**20 ÷ 100**	304 ÷ 112
	-	-		4SR4/54-FK	1061508		5.5	7.5	**20 ÷ 100**	410 ÷ 151
4SR6 Best efficiency point: **6 m³/h**	4SR6m/4-FK	1061477		4SR6/4-FK	1061509		0.55	0.75	**25 ÷ 150**	25.5 ÷ 9.5
	4SR6m/6-FK	1061478		4SR6/6-FK	1061510		0.75	1	**25 ÷ 150**	38 ÷ 14.5
	4SR6m/9-FK	1001797		4SR6/9-FK	1061511		1.1	1.5	**25 ÷ 150**	57 ÷ 21.5
	4SR6m/13-FK	1061479		4SR6/13-FK	1061512		1.5	2	**25 ÷ 150**	83 ÷ 31.5
	4SR6m/17-FK	1012132		4SR6/17-FK	1001799		2.2	3	**25 ÷ 150**	108 ÷ 41
	-	-		4SR6/23-FK	1035366		3	4	**25 ÷ 150**	152 ÷ 58
	-	-		4SR6/31-FK	1001801		4	5.5	**25 ÷ 150**	203 ÷ 77
	-	-		4SR6/42-FK	1012133		5.5	7.5	**25 ÷ 150**	273 ÷ 104
	-	-		4SR6/56-FK	1061513		7.5	10	**25 ÷ 150**	368 ÷ 140
4SR8 Best efficiency point: **8 m³/h**	4SRm8/4-FK	1061480		4SR8/4-FK	1061514		0.75	1	**40 ÷ 200**	27 ÷ 8
	4SRm8/7-FK	1061482		4SR8/7-FK	1061515		1.1	1.5	**40 ÷ 200**	47 ÷ 14.5
	4SRm8/9-FK	1001804		4SR8/9-FK	1061516		1.5	2	**40 ÷ 200**	60.5 ÷
	4SRm8/13-FK	1012134		4SR8/13-FK	1012135		2.2	3	**40 ÷ 200**	87 ÷ 26.5
	-	-		4SR8/17-FK	1061517		3	4	**40 ÷ 200**	114 ÷ 35
	-	-		4SR8/24-FK	1001809		4	5.5	**40 ÷ 200**	161 ÷ 49
	-	-		4SR8/32-FK	1001811		5.5	7.5	**40 ÷ 200**	214 ÷
	-	-		4SR8/43-FK	1061518		7.5	10	**40 ÷ 200**	288 ÷ 88
4SR10 Best efficiency point: **10 m³/h**	4SRm10/5-FK	1061483		4SR10/5-FK	1034985		0.75	1	**50 ÷ 250**	30 ÷ 6
	4SRm10/7-FK	1061484		4SR10/7-FK	1034986		1.1	1.5	**50 ÷ 250**	42 ÷ 8
	4SRm10/9-FK	1061485		4SR10/9-FK	1061519		1.5	2	**50 ÷ 250**	53 ÷ 10
	4SRm10/13-FK	1061486		4SR10/13-FK	1061520		2.2	3	**50 ÷ 250**	77 ÷ 15
	-	-		4SR10/18-FK	1034289		3	4	**50 ÷ 250**	106 ÷ 21
	-	-		4SR10/24-FK	1034290		4	5.5	**50 ÷ 250**	141 ÷ 28
	-	-		4SR10/32-FK	1034291		5.5	7.5	**50 ÷ 250**	189 ÷ 38
	-	-		4SR10/43-FK	1194620		7.5	10	**50 ÷ 250**	254 ÷ 51

4SR-FK

PEDROLLO the spring of life

4″ Pumps with Franklin Motors (Encapsulated)

	MODEL Single-Phase	STOCK CODE		MODEL Three-Phase	STOCK CODE		POWER P2 kW	POWER P2 HP	PERFORMANCE Q L/min	PERFORMANCE H m
4SR12 Best efficiency point: **12 m³/h**	4SR12m/5-N-FK	1034292		4SR12/5-N-FK	1034293		0.75	1	**50 ÷ 300**	26 ÷ 6
	4SR12m/7-N-FK	1034309		4SR12/7-N-FK	1034310		1.1	1.5	**50 ÷ 300**	36 ÷ 8
	4SR12m/9-N-FK	1034312		4SR12/9-N-FK	1034313		1.5	2	**50 ÷ 300**	47 ÷ 11
	4SR12m/13-N-FK	1034315		4SR12/13-N-FK	1034316		2.2	3	**50 ÷ 300**	68 ÷ 15
	-	-		4SR12/18-N-FK	1034317		3	4	**50 ÷ 300**	94 ÷ 22
	-	-		4SR12/24-N-FK	1034319		4	5.5	**50 ÷ 300**	126 ÷ 29
	-	-		4SR12/32-N-FK	1034320		5.5	7.5	**50 ÷ 300**	168 ÷ 38
	-	-		4SR12/40-N-FK	1070400		7.5	10	**50 ÷ 300**	210 ÷ 48
4SR15 Best efficiency point: **15 m³/h**	4SR15m/6-N-FK	1034321		4SR15/6-N-FK	1060668		1.1	1.5	**50 ÷ 340**	30 ÷ 3
	4SR15m/8-N-FK	1060666		4SR15/8-N-FK	1060669		1.5	2	**50 ÷ 340**	40 ÷ 5
	4SR15m/12-N-FK	1060667		4SR15/12-N-FK	1060670		2.2	3	**50 ÷ 340**	60 ÷ 7
	-	-		4SR15/16-N-FK	1060671		3	4	**50 ÷ 340**	80 ÷ 9
	-	-		4SR15/21-N-FK	1060672		4	5.5	**50 ÷ 340**	105 ÷ 12
	-	-		4SR15/29-N-FK	1060673		5.5	7.5	**50 ÷ 340**	145 ÷ 17
	-	-		4SR15/39-N-FK	1070402		7.5	10	**50 ÷ 340**	195 ÷ 23.5

4FK = FRANKLIN water-filled encapsulated submersible motor

- **Capacitor: NOT INCLUDED**
- Power cable: **1.5m** for powers from 0.37 to 3kW, **2.5m** for powers from 4 to 7.5kW
- Patent Pending n. PCT/EP2009/059855

4SR: Suitable for pumping clear water with a maximum sand content of up to 150 g/m³

4″ Pumps with Franklin Motors - Old Version (Encapsulated)

	MODEL Single-Phase	STOCK CODE		MODEL Three-Phase	STOCK CODE		POWER P2 kW	POWER P2 HP	PERFORMANCE Q L/min	PERFORMANCE H m
4SR10 Best efficiency point: **10 m³/h**	4SR10m/10-0-FK	1012136		4SR10/10-0-FK	1012137		2.2	3	**50 ÷ 250**	62 ÷ 20
	-	-		4SR10/15-0-FK	1012138		3	4	**50 ÷ 250**	92 ÷ 30
	-	-		4SR10/20-0-FK	1012139		4	5.5	**50 ÷ 250**	123 ÷ 40
	-	-		4SR10/26-0-FK	1012140		5.5	7.5	**50 ÷ 250**	160 ÷ 52
	-	-		4SR10/35-0-FK	1012141		7.5	10	**50 ÷ 250**	216 ÷ 70
4SR12 Best efficiency point: **12 m³/h**	-	-		4SR12/12-0-FK	1012143		3	4	**50 ÷ 300**	73 ÷ 29
	-	-		4SR12/16-0-FK	1012144		4	5.5	**50 ÷ 300**	97 ÷ 38
	-	-		4SR12/22-0-FK	1012145		5.5	7.5	**50 ÷ 300**	135 ÷ 53
	-	-		4SR12/29-0-FK	1012146		7.5	10	**50 ÷ 300**	176 ÷ 71
4SR15 Best efficiency point: **15 m³/h**	-	-		4SR15/7-0-FK	1012147		2.2	3	**50 ÷ 375**	42 ÷ 10
	-	-		4SR15/13-0-FK	1012148		4	5.5	**50 ÷ 375**	77 ÷ 19
	-	-		4SR15/18-0-FK	1001826		5.5	7.5	**50 ÷ 375**	108 ÷ 27
	-	-		4SR15/24-0-FK	1001828		7.5	10	**50 ÷ 375**	145 ÷ 36

All prices exclude VAT. E&OE.

Cooling Sleeves for 4″ Submersible Pumps

COMPONENTS	MOTOR (P2) 1~	3~	kW	HP	LENGTH mm	STOCK CODE
- Cooling sleeve with filter - Motor spacer - Gasket - N.2 pedestals for horizontal installation - N.3 clamps	•	•	0.37	0.50	535	1028710
	•	•	0.75	1		
	•	–	1.1	1.5	650	1028711
	–	•	2.2	3		
	•	–	2.2	3	820	1028712
	–	•	3	4		
	-	•	4	5.5	1000	1070403
	-	•	5.5	7.5		
	-	•	7.5	10		

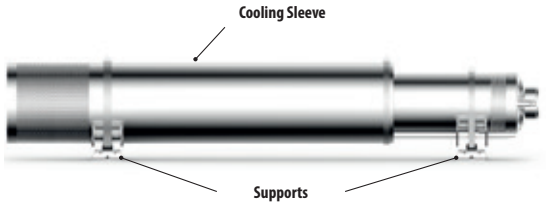

Cooling Sleeves for 6″ Submersible Pumps

COMPONENTS	MOTOR (P2) 1~	3~	kW	HP	LENGTH mm	STOCK CODE
- Cooling sleeve with filter - Motor spacer - Gasket - N.2 pedestals for horizontal installation - N.3 clamps	–	•	4	5.5	995	1070652
	–	•	9.2	12.5		
	–	•	11	15	1155	1070653
	–	•	15	20		
	–	•	18.5	25	1505	1070655
	–	•	30	40		

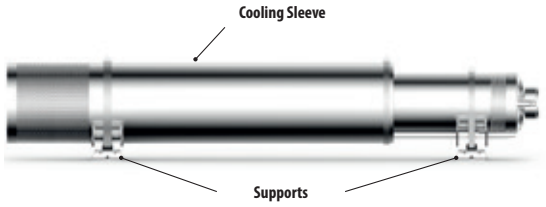

Minimum GPM Required for Motor Cooling in Water up to 86°F (30°C)

CASING OR SLEEVE ID Inch/mm	4" MOTOR (3-10 HP) 0.25 Ft/S GPM (L/M)	6" MOTOR 0.50 Ft/S GPM (L/M)	8" MOTOR 0.50 Ft/S GPM (L/M)
4 (102)	1.2 (4.5)	-	-
5 (127)	7 (26.5)	-	-
6 (152)	13 (49)	9 (34)	-
7 (178)	20 (76)	25 (95)	-
8 (203)	30 (114)	45 (170)	10 (40)
10 (254)	50 (189)	90 (340)	55 (210)
12 (305)	80 (303)	140 (530)	110 (420)
14 (356)	110 (416)	200 (760)	170 (645)
16 (406)	150 (568)	280 (1060)	245 (930)

6SR-HYD

6″ Pedrollo Submersible Pump Only 'HYD'

MODEL	STOCK CODE		POWER P2		PERFORMANCE Q	PERFORMANCE H
Three-Phase			kW	HP	L/min	m
6SR12-HYD Best efficiency point: 12 m³/h						
6SR12/8-HYD	1012100		4	5.5	**50 ÷ 330**	106 ÷ 32
6SR12/11-HYD	1012101		5.5	7.5	**50 ÷ 330**	146 ÷ 44
6SR12/15-HYD	1012102		7.5	10	**50 ÷ 330**	199 ÷ 60
6SR12/18-HYD	1034613		9.2	12.5	**50 ÷ 330**	239 ÷ 72
6SR12/21-HYD	1016987		11	15	**50 ÷ 330**	279 ÷ 84
6SR12/25-HYD	1034614		13	175	**50 ÷ 330**	331 ÷ 100
6SR12/28-HYD	1034615		15	20	**50 ÷ 330**	371 ÷ 112
6SR18-HYD Best efficiency point: 18 m³/h						
6SR18/4-HYD	1012103		4	5.5	**50 ÷ 450**	53.8 ÷ 22
6SR18/6-HYD	1012104		5.5	7.5	**50 ÷ 450**	80.5 ÷ 32
6SR18/9-HYD	1012105		7.5	10	**50 ÷ 450**	121 ÷ 48
6SR18/11-HYD	1034468		9.2	12.5	**50 ÷ 450**	148 ÷ 59
6SR18/13- HYD	1012106		11	15	**50 ÷ 450**	175 ÷ 70
6SR18/15-HYD	1012107		13	17.5	**50 ÷ 450**	202 ÷ 80
6SR18/18-HYD	1034621		15	20	**50 ÷ 450**	242 ÷ 96
6SR18/22-HYD	1012108		18.5	25	**50 ÷ 450**	296 ÷ 118
6SR18/26-HYD	1034623		22	30	**50 ÷ 450**	350 ÷ 139
6SR27-HYD- Best efficiency point: 27 m³/h						
6SR27/4-HYD	1034627		4	5.5	**100 ÷ 600**	53 ÷ 18
6SR27/5-HYD	1001547		5.5	7.5	**100 ÷ 600**	66 ÷ 22
6SR27/7-HYD	1012109		7.5	10	**100 ÷ 600**	92 ÷ 31
6SR27/8-HYD	1034631		9.2	12.5	**100 ÷ 600**	106 ÷ 35
6SR27/10-HYD	1012110		11	15	**100 ÷ 600**	132 ÷ 44
6SR27/12-HYD	1034633		13	17.5	**100 ÷ 600**	159 ÷ 53
6SR27/14-HYD	1021309		15	20	**100 ÷ 600**	185 ÷ 62
6SR27/17-HYD	1033323		18.5	25	**100 ÷ 600**	224 ÷ 75
6SR27/20-HYD	1034634		22	30	**100 ÷ 600**	264 ÷ 88
6SR27/27-HYD	1034635		30	40	**100 ÷ 600**	356 ÷ 119
6SR36-HYD Best efficiency point: 36 m³/h						
6SR36/4-HYD	1034636		4	5.5	**100 ÷ 800**	45 ÷ 14
6SR36/6-HYD	1016988		5.5	7.5	**100 ÷ 800**	67 ÷ 20
6SR36/8-HYD	1016989		7.5	10	**100 ÷ 800**	89 ÷ 27
6SR36/10-HYD	1034637		9.2	12.5	**100 ÷ 800**	111 ÷ 34
6SR36/11-HYD	1012111		11	15	**100 ÷ 800**	123 ÷ 37
6SR36/13-HYD	1034638		13	17.5	**100 ÷ 800**	145 ÷ 44
6SR36/15-HYD	1012098		15	20	**100 ÷ 800**	167 ÷ 51
6SR36/19-HYD	1012112		18.5	25	**100 ÷ 800**	212 ÷ 65
6SR36/23-HYD	1012113		22	30	**100 ÷ 800**	256 ÷ 78
6SR44-HYD Best efficiency point: 44 m³/h						
6SR44/3-HYD	1034647		4	5.5	**200 ÷ 1000**	33 ÷ 13
6SR44/4-HYD	1034649		5.5	7.5	**200 ÷ 1000**	44 ÷ 18
6SR44/5-HYD	1012114		7.5	10	**200 ÷ 1000**	54 ÷ 22
6SR44/6-HYD	1034650		9.2	12.5	**200 ÷ 1000**	65 ÷ 26
6SR44/8-HYD	1012115		11	15	**200 ÷ 1000**	87 ÷ 35
6SR44/9-HYD	1034652		13	17.5	**200 ÷ 1000**	98 ÷ 39
6SR44/11-HYD	1012116		15	20	**200 ÷ 1000**	120 ÷ 48
6SR44/13-HYD	1012117		18.5	25	**200 ÷ 1000**	141 ÷ 57
6SR44/16-HYD	1012118		22	30	**200 ÷ 1000**	174 ÷ 70
6SR44/21-HYD	1034655		30	40	**200 ÷ 1000**	228 ÷ 92

VARIATION AVAILABLE ON REQUEST

- Pumps with double cable cover for coupling with dual voltage 400/690 volts (star/delta) motors from 11 kW to 30 kW. Additional cost applies.

For models 6SR36 and 6SR44 the pump body is made of AISI 304 cast stainless steel

6SR-HYD: Suitable for pumping clear water with a maximum sand content of up to 100 g/m³

All prices exclude VAT. E&OE.

RI 6"- HYD

subteck

RI 6" Subteck Submersible Pump Only 'HYD'

MODEL	STOCK CODE		POWER P2 kW	POWER P2 HP	PERFORMANCE Q L/min	PERFORMANCE H m
RI4 10/8-HYD	1001842		2.2	3.0	30÷270	75÷8
RI4 12/10-HYD	1001843		4.0	5.5	33÷300	102÷37
RI4 12/14-HYD	1001844		5.5	7.5	33÷300	142÷52
RI4 12/9-HYD	1001845		7.5	10.0	33÷300	193÷70
RI4 16/7-HYD	1001846		4.0	5.5	50÷416	75÷18
RI4 16/10-HYD	1001847		5.5	7.5	50÷416	107÷26
RI6 16/13-HYD	1001848		7.5	10.0	50÷416	139÷34
RI6 16/20-HYD	1001849		11.0	15.0	50÷416	215÷52
RI6 16/27-HYD	1001850		15.0	20.0	50÷416	290÷70
RI4 17/7-HYD	1001851		4.0	5.5	40÷480	70÷3
RI4 20/5-HYD	1001852		4.0	5.5	83÷550	54÷11
RI6 20/14-HYD	1001853		11.0	15.0	83÷550	151÷32
RI6 20/19-HYD	1001855		15.0	20.0	83÷550	205÷44
RI6 20/28-HYD	1001856		22.0	30.0	83÷550	303÷64
RI6 21/9-HYD	1001858		11.0	15.0	40÷600	115÷20
RI4 28/3-HYD	1001860		4.0	5.5	100÷800	42÷3
RI6 28/8-HYD	1001861		11.0	15.0	100÷800	113÷8
RI6 28/11-HYD	1001862		15.0	20.0	100÷800	156÷11
RI6 28/13-HYD	1001863		18.5	25.0	100÷800	184÷13
RI6 28/16-HYD	1001864		22.0	30.0	100÷800	227÷19
RI4 32/3-HYD	1001865		5.5	7.5	100÷900	44÷6
RI6 32/4-HYD	1001866		7.5	10.0	100÷900	59÷9
RI6 32/5-HYD	1001868		9.2	12.5	100÷900	74÷11
RI6 32/6-HYD	1001869		11.0	15.0	100÷900	89÷15
RI6 32/9-HYD	1001873		15.0	20.0	100÷900	135÷24
RI6 32/11-HYD	1001874		18.5	25.0	100÷900	165÷30
RI6 40/5-HYD	1001875		9.2	12.5	200÷950	63÷21
RI6 40/7-HYD	1001877		15.0	20.0	200÷950	108÷37
RI6 40/8-HYD	1001878		18.5	25.0	200÷950	123÷43
RI6 40/9-HYD	1001879		18.5	25.0	200÷950	138÷48
RI6 40/10-HYD	1001881		22.0	30.0	200÷950	155÷50
RI6 40/13-HYD	1001882		30.0	40.0	200÷950	200÷74

SX 6" - HYD

subteck

SX 6″ Subteck Submersible Pump Only 'HYD' - Stainless Steel

MODEL	STOCK CODE		POWER P2 kW	POWER P2 HP	PERFORMANCE Q L/min	PERFORMANCE H m	LENGTH mm	OUTLET Inch
SX6-30/6	1037380		7.5	10	250 ÷ 750	38 ÷ 15	876	3
SX6-35/10	1040252		7.5	10	250 ÷ 583	88 ÷ 38	1168	3
SX6-35/17	1040260		15	20	250 ÷ 583	150 ÷ 56	1798	3
SX6-35/30	1040261		22	30	250 ÷ 583	263 ÷ 105	2968	3
SX6-46/5	1040264		7.5	10	416 ÷ 1000	57 ÷ 28	933	3
SX6-46/8	1040265		11	15	416 ÷ 1000	92 ÷ 46	1275	3
SX6-46/11	1040266		15	20	416 ÷ 1000	126 ÷ 63	1617	3
SX6-46/17	1040267		22	30	416 ÷ 1000	195 ÷ 97	2300	3
SX6-46/23	1040268		30	40	416 ÷ 1000	265 ÷ 134	2869	3
SX6-46/28	1040269		37	50	416 ÷ 1000	321 ÷162	3552	3
SX6-46/33	1040276		45	60	416 ÷ 1000	380 ÷ 192	4121	3
SX6-65/4	1040277		7.5	10	583 ÷ 1333	42 ÷ 16	819	3
SX6-65/6	1040278		11	15	583 ÷ 1333	64 ÷ 25	1047	3
SX6-65/11	1040279		18.5	25	583 ÷ 1333	117 ÷ 49	1617	3
SX6-65/13	1040281		22	30	583 ÷ 1333	138 ÷ 58	1844	3
SX6-65/17	1040282		30	40	583 ÷ 1333	183 ÷ 78	2300	3
SX6-65/21	1040283		37	50	583 ÷ 1333	225 ÷ 95	2755	3
SX6-65/20	1040280		45	60	583 ÷ 1333	278 ÷ 115	3324	3

S 6" - HYD

subteck

S 6″ Submersible Pump Only 'HYD'

MODEL	STOCK CODE		POWER kW	FLOW m/hr	HEAD m	OUTLET Inch	OUTLET Type	MOTOR Ø Inch
S6-58-3	1060674		5.5	27-80	32-14	4	Threaded	4
S6-58-4	1060675		7.5	27-80	43-18	4	Threaded	4

All prices exclude VAT. E&OE.

S 6"/8"/10" - HYD

S 6″ & S 8″ Submersible Pump Only 'HYD'

MODEL	STOCK CODE		POWER kW	FLOW m/hr	HEAD m	OUTLET Inch	OUTLET Type	MOTOR Ø Inch
S6-58-3	1070251		5.5	27-80	32-14	4	Threaded	6
S6-58-4	1070252		7.5	27-80	43-18	4	Threaded	6
S6-58-6	1037374		11	27-80	64-27	4	Threaded	6
S6-58-7	1037881		15	27-80	74-32	4	Threaded	6
S6-58-8	1070253		15	27-80	85-36	4	Threaded	6
S6-58-9	1070254		18.5	27-80	96-41	4	Threaded	6
S6-58-10	1070255		18.5	27-80	106-45	4	Threaded	6
S6-58-11	1070256		22	27-80	117-50	4	Threaded	6
S6-58-12	1001556		22	27-80	127-56	4	Threaded	6
S6-58-15	1070259		30	27-80	159-68	4	Threaded	6
S6-58-16	1070260		30	27-80	170-72	4	Threaded	6
S6-58-17	1070261		30	27-80	180-77	4	Threaded	6
S6-58-19	1107023		37	27-80	201-85	4	Threaded	6
S6-58-21	1070374		37	27-80	222-94	4	Threaded	6
S8-70-1	1070262		5.5	15-90	4-10	4	Flanged	6
S8-70-2	1015435		11	15-90	48-20	4	Flanged	6
S8-70-3	1070263		15	15-90	72-30	4	Flanged	6
S8-70-5	1070264		22	15-90	120-50	4	Flanged	6
S8-70-7	1061753		30	15-90	168-70	4	Flanged	6
S8-70-8	1070266		37	15-90	192-80	4	Flanged	6
S8-70-10	1070267		45	15-90	240-100	4	Flanged	6
S8-100-1	1060685		5.5	30-125	22-11	5	Flanged	6
S8-100-2	1060686		11	30-125	43-21	5	Flanged	6
S8-100-3	1060687		18.5	30-125	65-32	5	Flanged	6
S8-100-4	1029411		22	30-125	86-42	5	Flanged	6
S8-100-5	1060688		30	30-125	107-53	5	Flanged	6
S8-100-6	1060689		37	30-125	129-63	5	Flanged	6
S8-100-7	1060690		45	30-125	150-74	5	Flanged	6
S8-100-8	1060691		45	30-125	172-84	5	Flanged	6
S8-100-10	1070275		55	30-125	115-105	5	Flanged	8
S8-100-13	1040319		75	30-125	279-136	5	Flanged	8
S8-150-1	1060693		7.5	60-180	18-6	5	Flanged	6
S8-150-2	1060694		15	60-180	36-11	5	Flanged	6
S8-150-3	1060695		22	60-180	54-17	5	Flanged	6
S8-150-4	1040325		30	60-180	72-22	5	Flanged	6
S8-150-6	1029844		45	60-180	108-33	5	Flanged	8
S8-150-7	1070279		55	60-180	126-39	5	Flanged	8
S8-150-9	1070280		75	60-180	162-50	5	Flanged	8
S8-150-10	1070281		75	60-180	180-55	5	Flanged	8
S8-150-12	1070282		92	60-180	216-66	5	Flanged	8
S8-150-14	1070283		110	60-180	252-77	5	Flanged	8
S10-190-1	1070332		22	100-250	38-18	7	Flanged	6
S10-190-2	1060702		45	100-250	76-36	7	Flanged	6
S10-190-3	1040334		75	100-250	115-53	7	Flanged	8

subteck

- Customised solutions available on request for specific requirements

TOP MULTI®

Multi-Stage Pumps

MODEL	STOCK CODE		POWER		PERFORMANCE	
			P2		Q	H
Single-Phase			kW	HP	L/min	m
Top Multi 1 (c/w Float)	1079709		0.37	0.50	10 ÷ 70	25 ÷ 5
Top Multi 2 (c/w Float)	1001902		0.55	0.75	10 ÷ 80	40 ÷ 5
Top Multi 2 (No Float)	1032994		0.55	0.75	10 ÷ 80	40 ÷ 5
Top Multi 3 (c/w Float)	1034988		0.55	0.75	10 ÷ 120	32 ÷ 4
Top Multi 4 (c/w Float)	1092708		0.75	1	10 ÷ 80	50 ÷6
Top Multi 5 (c/w Float)	1092709		0.75	1	10 ÷ 120	39 ÷5

for clean water

- **Two mechanical seals separated by an oil chamber**
- Impellers: **Noryl**
- Float switch

- **Standard equipment:**
  - Ø 35mm hosetail fitting
  - Pipe coupling threaded 1¼" complete with flap-check valve

- Registered community design n. 000885587
- TOP MULTI® Registered trade mark n. 0001334477

TOP MULTI-EVO

Multi-Stage Pumps

MODEL	STOCK CODE		POWER		PERFORMANCE	
			P2		Q	H
Single-Phase			kW	HP	L/min	m
Top Multi 1-EVO	1081231		0.37	0.50	**10 ÷ 70**	25 ÷ 5
Top Multi 2-EVO	1034989		0.55	0.75	**10 ÷ 80**	40 ÷ 5
Top Multi 3-EVO	1034990		0.55	0.75	**10 ÷ 120**	32 ÷ 4

for clean water

- **Power cable: 10 metres standard equipment**
- **Two mechanical seals separated by an oil chamber**
- Impellers: **Noryl**
- Float switch
- TOP MULTI® Registered trade mark n. 0001334477

KGE - Floating Suction Kit

MODEL	STOCK CODE		FITTING
KGE	1034991		1¼"

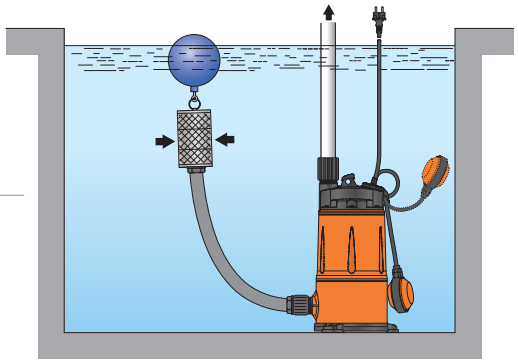

- KGE floating suction kit includes:
  – 1.5 metre long PVC hose (Ø 30 mm)
  – stainless steel suction filter
  – polyethylene spherical float
  – flexible hose fittings Ø 30 mm
- TOP MULTI-EVO with KGE kit for aspiration at about 10 cm below the water surface, preventing the suction of any floating waste or sediment on the bottom of the tank thus avoiding any damage to the pump

TOP **Multi**®: Suitable for use in applications such as clean water supply from reservoirs, tanks or relatively deep wells, for drawing rain water from cisterns, to water gardens by hand or to supply water to irrigation systems etc.

All prices exclude VAT. E&OE.

TOP MULTI-TECH pumps are fitted with **an internal electronic device** which starts the pump when the pressure of the system falls below 1.5 Bar (e.g. when opening a tap) and stops it when the flow falls below 3 litres per minute.

It protects the pump against:
- dry running;
- starting too frequently;
- blockage: after long periods of pump inactivity the electronic device starts the pump every 48 hours for 10 seconds.

TOP MULTI-TECH

Automatic Multi-Stage Pumps

MODEL	STOCK CODE		POWER P2		PERFORMANCE	
					Q	H
Single-Phase			kW	HP	L/min	m
Top Multi-Tech 2	1019169		0.55	0.75	**10 ÷ 80**	40 ÷ 5
Top Multi-Tech 3	1034992		0.55	0.75	**10 ÷ 120**	32 ÷ 4

for clean water

- Power cable: 10 metres standard equipment
- Two mechanical seals separated by an oil chamber
- Impellers: **Noryl**

- **Standard equipment:**
  - Nipple 1¼" (delivery)
  - Ø 35mm hose connection

- Registered community design n. VR2014A000217
- Registered trade mark n. 0001334477 TOP MULTI®

TOP MULTI-EVOTECH

Automatic Multi-Stage Pumps

MODEL	STOCK CODE		POWER P2		PERFORMANCE	
					Q	H
Single-Phase			kW	HP	L/min	m
Top Multi-Evotech 2	1034993		0.55	0.75	**10 ÷ 80**	40 ÷ 5
Top Multi-Evotech 3	1034994		0.55	0.75	**10 ÷ 120**	32 ÷ 4

for clean water

- Power cable: 10 metres standard equipment
- Two mechanical seals separated by an oil chamber
- Impellers: **Noryl**
- Patent n. EP2990653
- TOP MULTI® Registered trade mark n. 0001334477

TYPICAL INSTALLATION

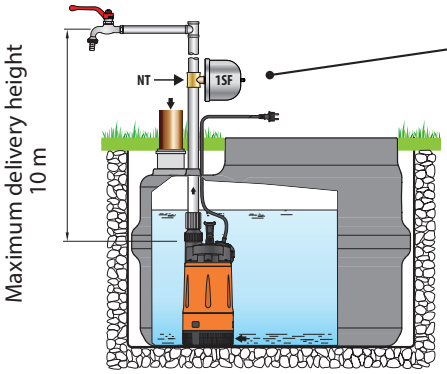

To operate correctly avoiding frequent restarts and for greater energy saving, it is necessary to install the **1 SF** tank (or a similar tank with a minimum capacity of 1 litre) with an initial load of 1.2 Bar

TOP

Submersible Drainage Pumps for Clear Water

MODEL	STOCK CODE		POWER		PERFORMANCE	
			P2		Q	H
Single-Phase			kW	HP	L/min	m
Top 1 (c/w Float)	1001886		0.25	0.33	**20 ÷ 160**	6 ÷ 1
Top 1 (No Float)	1001887		0.25	0.33	**20 ÷ 160**	6 ÷ 1
Top 2 (c/w Float)	1001892		0.37	0.50	**20 ÷ 220**	8 ÷ 1
Top 2 (No Float)	1001893		0.37	0.50	**20 ÷ 220**	8 ÷ 1
Top 3 (c/w Float)	1001919		0.55	0.75	**20 ÷ 260**	10 ÷ 2
Top 3 (No Float)	1001920		0.55	0.75	**20 ÷ 260**	10 ÷ 2
Top 4 N (c/w Float)	1001921		0.75	1	**20 ÷ 320**	12.5 ÷ 3
Top 4 N (No Float)	1001922		0.75	1	**20 ÷ 320**	12.5 ÷ 3
Top 5 N (c/w Float)	1001923		0.92	1.25	**20 ÷ 360**	15 ÷ 2.5
Top 5 N (No Float)	1001924		0.92	1.25	**20 ÷ 360**	15 ÷ 2.5
SPECIAL ORDER						
Top 2 (C/W Float) (110V)	1001894		0.37	0.50	**20 ÷ 220**	8 ÷ 1

- Power cable:
  - 5 metres standard equipment
  - 10 metres standard equipment with Schuko plug for Top 4-5
- Two mechanical seals separated by an oil chamber for Top 4-5
- External float switch: standard issue
- Patent Pending n. BO2015A000116
- Registered Community Design n. 342159-0011

Attention: Standard EN 60335-2-41 requires the use of a 10 metres cable in outdoor applications

TOP

Models with Vertical Magnetic Float Switch*

MODEL	STOCK CODE		POWER		PERFORMANCE	
			P2		Q	H
Single-Phase			kW	HP	L/min	m
Top 1- GM	1001889		0.25	0.33	**20 ÷ 160**	6 ÷ 1
Top 2- GM	1034996		0.37	0.50	**20 ÷ 220**	8 ÷ 1
Top 3 - GM	1018886		0.55	0.75	**20 ÷ 260**	10 ÷ 2
Top 4 N- GM	1034997		0.75	1	**20 ÷ 320**	12.5 ÷ 3
Top 5 N- GM	1034998		0.92	1.25	**20 ÷ 360**	15 ÷ 2.5

- Power cable:
  - 5 metres standard equipment
  - 10 metres standard equipment with Schuko plug for Top 4-5 GM
- Two mechanical seals separated by an oil chamber for Top 4-5 GM
- External float switch: standard issue
- Registered Community Design n. 342159-0011

*** SUITABLE FOR SMALL DRAINAGE TRAPS**

Attention: Standard EN 60335-2-41 requires the use of a 10 metres cable in outdoor applications

All prices exclude VAT. E&OE.

TOP

Versions Suitable for Aggressive Liquids

MODEL	STOCK CODE		POWER		PERFORMANCE	
			P2		Q	H
Single-Phase			kW	HP	L/min	m
Top 2 - LA	1001896		0.37	0.50	**20 ÷ 220**	8 ÷ 1
Top 3 - LA	1034999		0.55	0.75	**20 ÷ 260**	10 ÷ 2

- Power cable:
  10 metres standard equipment
- External float switch: standard issue
- Patent Pending n. BO2015A000116
- Registered Community Design n. 342159-0011

TOP-LA: metallic components in contact with the pumped liquid in AISI 316 stainless steel

TOP-FLOOR

Low Suction Version Submersible Pumps for Clear Water*

MODEL	STOCK CODE		POWER		PERFORMANCE	
			P2		Q	H
Single-Phase			kW	HP	L/min	m
Top 1 - Floor	1035000		0.25	0.33	**20 ÷ 120**	6 ÷ 1
Top 2 - Floor	1001895		0.37	0.50	**20 ÷ 160**	8 ÷ 1
SPECIAL ORDER						
Top 2 - Floor (110V)	1015131		0.37	0.50	**20 ÷ 160**	8 ÷ 1

- Power cable:
  5 metres standard equipment
- Registered Community Design n. 342159-0011

*** The pump is designed to guarantee suction down to 2mm above ground level**

Attention: Standard EN 60335-2-41 requires the use of a 10 metre cable in outdoor applications

TOP-VORTEX

Submersible Vortex Pumps for Dirty Water*

MODEL	STOCK CODE		POWER		PERFORMANCE	
			P2		Q	H
Single-Phase			kW	HP	L/min	m
Top 2 - Vortex	1001897		0.37	0.50	**20 ÷ 180**	6.5 ÷ 1.5
Top 3 - Vortex	1035001		0.55	0.75	**20 ÷ 180**	8 ÷ 2.5

- Power cable:
  5 metres standard equipment
- External float switch: standard issue
- Patent Pending n. BO2015A000116
- Registered Community Design n. 342159-0011

*** Passage of suspended solids up to Ø 20 mm**

Attention: Standard EN 60335-2-41 requires the use of a 10 metre

TOP-VORTEX

Models with Vertical Magnetic Float Switch*

MODEL	STOCK CODE		POWER		PERFORMANCE	
			P2		Q	H
Single-Phase			kW	HP	L/min	m
Top 2 - Vortex/GM	1035002		0.37	0.50	**20 ÷ 180**	6.5 ÷ 1.5
Top 3 - Vortex/GM	1035003		0.55	0.75	**20 ÷ 180**	8 ÷ 2.5

- Power cable:
  5 metres standard equipment
- External float switch: standard issue
- Registered Community Design n. 342159-0011

*** Passage of suspended solids up to Ø 20 mm**
*** SUITABLE FOR SMALL DRAINAGE TRAPS**

Attention: Standard EN 60335-2-41 requires the use of a 10 metres cable in outdoor applications

TEX-VORTEX

Models with Adjustable Magnetic Float Switch*

MODEL	STOCK CODE		POWER		PERFORMANCE	
			P2		Q	H
Single-Phase			kW	HP	L/min	m
Tex 2	1070656		0.37	0.50	**20 ÷ 200**	7.5 ÷ 1.5
Tex 3	1070657		0.55	0.75	**20 ÷ 240**	9.5 ÷ 2.5

- Power cable:
  5 metres standard equipment with Schuko plug
- Adjustable Magnetic Float Switch
- Selector for automatic or manual operations

*** Passage of suspended solids up to Ø 30 mm**

All prices exclude VAT. E&OE.

TOP MULTI-AD submersible multi-stage pumps are designed to pump clean liquids as defined by standard ISO 22241 such as AUS32 (Aqueous Urea Solution 32.5%).

This liquid is the equivalent of other commercial brands such as:

- **AdBlue®** (trademark registered by Verband der Automobilindustrie VDA)
- **DEF** (Diesel Exhaust Fluid)
- **Arla 32** (Automotive Nitrous Oxide Liquid Reducing Agent)

Top Multi-AD Submersible Pump for AdBlue Liquid

MODEL	STOCK CODE		POWER		PERFORMANCE	
			P2		Q	H
Single-Phase			kW	HP	L/min	m
Top Multi 1-AD	1070414		0.37	0.50	10 ÷ 70	25 ÷ 5

PERFORMANCE DATA

50 Hz N=2900 min^{-1}

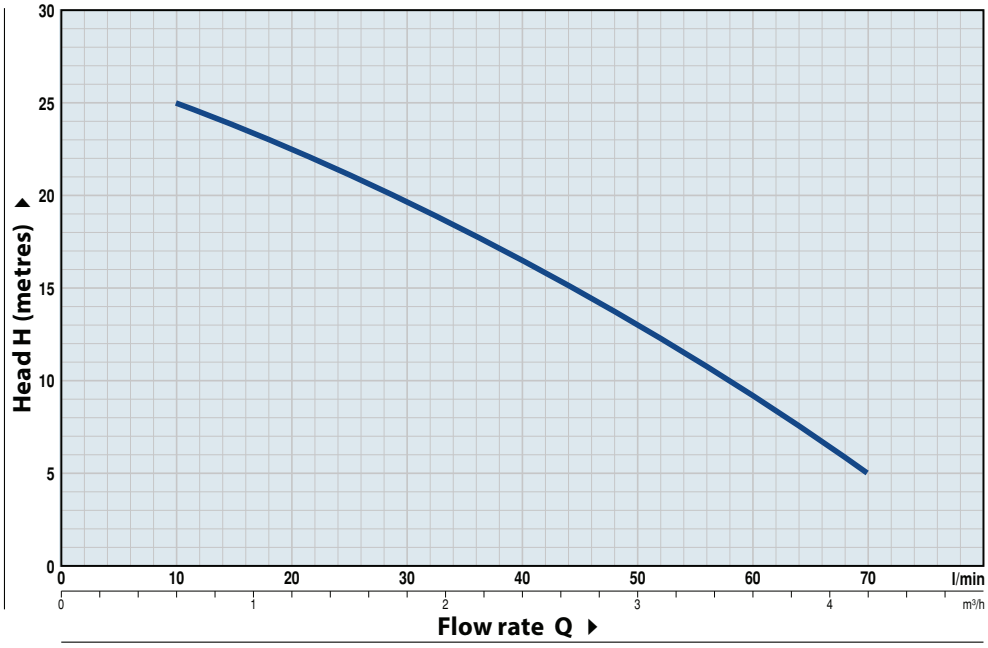

DIMENSION (mm)

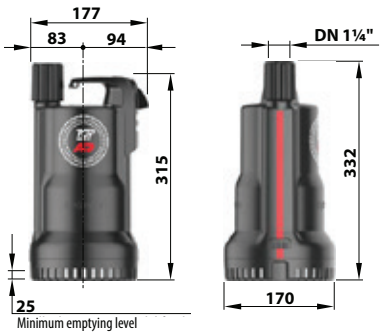

CONSTRUCTION CHARACTERISTICS

OR AND GASKETS	EPDM
MECHANICAL SEAL	Silicon carbide - Graphite - EPDM
POWER CABLE	H07BN4-7 Length 5 metres without plug
HOSE CONNECTOR	with flap-check valve in EPDM

PLUG & DRAIN is the indispensable and practical emergency kit for tackling flooding in garages, cellars and basements with efficacy and speed.

Thanks to the versatile drainage pump and the 15 metre long PVC hose, it is possible to swiftly drain the flooded area, if necessary using the plastic crate as a filter.

With PLUG & DRAIN you can completely drain the area affected by flooding: the pump can in fact suck up water down to a level of only 2 mm from the bottom.

With PLUG & DRAIN you have everything you require ready for use.
- pump with a ready-fitted connector, a 10 metres long power cable with Schuko plug and an external float switch;
- PVC hose with a rapid connector;
- crate-filter to prevent possible bulky residues blocking water drainage.

PLUG & DRAIN

Emergency Kit for Emptying or Preventing Floods

STOCK CODE	
1029937	
COMPONENTS	
SUBMERSIBLE TOP2-FLOOR PUMP • Single-Phase 230 V - 50 Hz • Thermal • 10 metres power cable fitted with Schuko plug • External float switch • 'CAMLOCK' rapid connection • Performance: - H max = 9 m - Q max = 160 L/min • Emptying level down to 2 mm from the bottom	
PVC HOSE • 'CAMLOCK' rapid connection • Length of tube 15 m • Diameter of tube 1¼"	
CRATE-FILTER • Complete with a system for fixing the pump for a stable operation and an easy detachment for use of the pump without the crate-filter • Complete with a lid for easy storage of PLUG & DRAIN	

All prices exclude VAT. E&OE.

RXM

Submersible Pumps for Clear Water

MODEL	STOCK CODE		MODEL	STOCK CODE		POWER P2		PERFORMANCE	
								Q	H
Single-Phase			Three-Phase			kW	HP	L/min	m
RXm 1	1021092		RX 1	1060704		0.25	0.33	20 ÷ 160	6.5 ÷ 1
RXm 2	1001980		RX 2	1029814		0.37	0.50	20 ÷ 220	9.5 ÷ 2
RXm 3	1014618		RX 3	1029020		0.55	0.75	20 ÷ 220	11.5 ÷ 3
RXm 4	1015364		RX 4	1018063		0.75	1	20 ÷ 260	15 ÷ 4
RXm 5	1034829		RX 5	1016439		1.1	1.5	20 ÷ 300	19.5 ÷ 5
SPECIAL ORDER									
RXm 2 (110V)	1001979		-	-		0.37	0.50	20 ÷ 220	9.5 ÷ 2

- Power cable:
  - 5 metres standard equipment
  - 10 metres standard equipment for RX 4-5 with Schuko plug on Single-Phase model
- Two mechanical seals separated by an oil chamber for RX 4-5
- External float switch: standard issue on Single-Phase versions
- Impeller: AISI 304 stainless steel
- Patent n. IT0001390742 (RX 4-5)
- Registered Community Design n. 342159-0013 (RX 1-2-3)

Attention: Standard EN 60335-2-41 requires the use of a 10 metre cable in outdoor applications

RXM-GM

Models with Vertical Magnetic Float Switch*

MODEL	STOCK CODE		POWER P2		PERFORMANCE	
					Q	H
Single-Phase			kW	HP	L/min	m
RXm 1-GM	1034830		0.25	0.33	20 ÷ 160	6.5 ÷ 1
RXm 2 -GM	1034831		0.37	0.50	20 ÷ 220	9.5 ÷ 2
RXm 3 -GM	1018887		0.55	0.75	20 ÷ 220	11.5 ÷ 3
RXm 4 -GM	1034837		0.75	1	20 ÷ 260	15 ÷ 4
RXm 5-GM	1034832		1.1	1.5	20 ÷ 300	19.5 ÷ 5
SPECIAL ORDER						
RXm 2 -GM (110V)	1029152		0.37	0.50	20 ÷ 220	9.5 ÷ 2

- Power cable:
  - 5 metres standard equipment
  - 10 metres standard equipment for RX 4-5 GM with Schuko plug on Single-Phase model
- Two mechanical seals separated by an oil chamber for RX 4-5 GM
- External float switch: standard issue
- Impeller: AISI 304 stainless steel
- Patent n. IT0001390742 (RX 4-5 GM)
- Registered Community Design n. 342159-0013 (RX 1-2-3 GM)

Attention: Standard EN 60335-2-41 requires the use of a 10 metre cable in outdoor applications

RX-VORTEX

Submersible Vortex Pumps for Dirty Water*

MODEL	STOCK CODE		MODEL	STOCK CODE		POWER P2		PERFORMANCE	
								Q	H
Single-Phase			Three-Phase			kW	HP	L/min	m
RXm 2/20	1001984		**RX 2/20**	1034833		0.37	0.50	**20 ÷ 180**	6.5 ÷ 2
RXm 3/20	1001985		**RX 3/20**	1034834		0.55	0.75	**20 ÷ 180**	8 ÷ 3
RXm 4/40	1028632		**RX 4/40**	1034835		0.75	1	**20 ÷ 280**	9.5 ÷ 2
RXm 5/40	1015809		**RX 5/40**	1012546		1.1	1.5	**20 ÷ 380**	12.5 ÷ 2

- Power cable:
  5 metres standard equipment with Schuko plug in Single-Phase
  10 metres standard equipment for RX 4-5/40 with Schuko plug on Single-Phase model
- Two mechanical seals separated by an oil chamber for RX 4-5/40
- External float switch: standard issue on Single-Phase versions
- Impeller: VORTEX AISI 304 stainless steel
- Patent n. IT0001390742 (RX 4-5/40)
- Registered Community Design n. 342159-0014 (RX 2-3/20)

*** Max. passage of suspended solids:**
RX 2/20, RX 3/20 up to Ø 20mm
RX 4/40, RX 5/40 up to Ø 40mm

Attention: Standard EN 60335-2-41 requires the use of a 10 metre cable in outdoor applications

RXM-GM VORTEX

Models w/ Vertical Magnetic Float Switch*

MODEL	STOCK CODE		POWER P2		PERFORMANCE	
					Q	H
Single-Phase			kW	HP	L/min	m
RXm 2/20 - GM	1020446		0.37	0.50	**20 ÷ 180**	6.5 ÷ 2
RXm 3/20 - GM	1034836		0.55	0.75	**20 ÷ 180**	8 ÷ 3
RXm 4/40 - GM	1060705		0.75	1	**20 ÷ 280**	9.5 ÷ 2
RXm 5/40 - GM	1031811		1.1	1.5	**20 ÷ 380**	12.5 ÷ 2
SPECIAL ORDER						
RXm 2/20 - GM (110V)	1021579		0.37	0.50	**20 ÷ 180**	6.5 ÷ 2

- Power cable: 5 metres standard equipment
- 10 metres standard equipment for RX 4-5/40 GM with Schuko plug on Single-Phase model
- Two mechanical seals separated by an oil chamber for RX 4-5/40 GM
- External float switch: standard issue on Single-Phase versions
- Impeller: VORTEX AISI 304 stainless steel
- Patent n. IT0001390742 (RX 4-5/40 GM)
- Registered Community Design n. 342159-0014 (RX 2-3/20 GM)

*** Max. passage of suspended solids:**
RX 2/20 - GM, RX 3/20 - GM up to Ø 20mm
RX 4/40 - GM, RX 5/40 - GM up to Ø 40mm

Attention: Standard EN 60335-2-41 requires the use of a 10 metre cable in outdoor applications

VX-ST

Submersible Vortex Pumps for Dirty Water*

MODEL	STOCK CODE		MODEL	STOCK CODE		POWER		PERFORMANCE	
						P2		Q	H
Single-Phase			Three-Phase			kW	HP	L/min	m
VXm 8/35-ST	1001934		VX 8/35-ST	1035004		0.55	0.75	50 ÷ 350	8.5 ÷ 1
VXm 10/35-ST	1001944		VX 10/35-ST	1035005		0.75	1	50 ÷ 400	10.5 ÷ 2
VXm 15/35-ST	1035006		VX 15/35-ST	1035007		1.1	1.5	50 ÷ 500	14 ÷ 2
VXm 8/50-ST	1035008		VX 8/50-ST	1035009		0.55	0.75	50 ÷ 450	7 ÷ 1.5
VXm 10/50-ST	1035010		VX 10/50-ST	1035011		0.75	1	50 ÷ 550	9.5 ÷ 1.5
VXm 15/50-ST	1033636		VX 15/50-ST	1033637		1.1	1.5	50 ÷ 650	13 ÷ 2

for professional use

- Power cable:
  10 metres standard equipment
- Pump body: stamped stainless steel AISI 304
- Two mechanical seals separated by an oil chamber
- External float switch: standard issue on Single-Phase versions
- Patent n. BO2015A000116

*** Max. passage of suspended solids:**
VX /35-ST up to Ø 40mm
VX /50-ST up to Ø 50mm

Impeller type:
VORTEX AISI 304 stainless steel
VORTEX AISI 304 stainless steel

VX-MF

Submersible Vortex Pumps for Dirty Water*

MODEL	STOCK CODE		MODEL	STOCK CODE		POWER		PERFORMANCE	
						P2		Q	H
Single-Phase			Three-Phase			kW	HP	L/min	m
VXm 8/35-MF	1035015		VX 8/35-MF	1035016		0.55	0.75	50 ÷ 350	8 ÷ 1
VXm 10/35-MF	1035017		VX 10/35-MF	1035018		0.75	1	50 ÷ 400	10 ÷ 2
VXm 15/35-MF	1035019		VX 15/35-MF	1035021		1.1	1.5	50 ÷ 500	13.5 ÷ 2
VXm 8/50-MF	1035022		VX 8/50-MF	1035027		0.55	0.75	50 ÷ 450	6 ÷ 1.5
VXm 10/50-MF	1035029		VX 10/50-MF	1035032		0.75	1	50 ÷ 550	8.5 ÷ 1.5
VXm 15/50-MF	1035035		VX 15/50-MF	1035038		1.1	1.5	50 ÷ 650	11 ÷ 2

for professional use

- Power cable:
  10 metres standard equipment with Schuko plug on Single-Phase versions
- Pump body: cast stamped stainless steel AISI 304
- Shaft: AISI 304 stainless steel
- Two mechanical seals separated by an oil chamber
- External float switch: standard issue on Single-Phase versions
- Patent n. BO2015A000116

*** Max. passage of suspended solids:**
VX /35-MF up to Ø 40mm
VX /50-MF up to Ø 50mm

Impeller type:
VORTEX AISI 304 stainless steel
VORTEX AISI 304 stainless steel

BC-ST

PEDROLLO the spring of life

Submersible Double-Channel Pumps for Dirty Water*

MODEL Single-Phase	STOCK CODE		MODEL Three-Phase	STOCK CODE		POWER P2 kW	POWER P2 HP	PERFORMANCE Q L/min	PERFORMANCE H m
BCm 10/50-ST	1028713		BC 10/50-ST	1035013		0.75	1	50 ÷ 600	11 ÷ 2
BCm 15/50-ST	1031800		BC 15/50-ST	1034467		1.1	1.5	50 ÷ 750	14 ÷ 2

for professional use

- Power cable:
  10 metres standard equipment
- Pump body: stamped stainless steel AISI 304
- Two mechanical seals separated by an oil chamber
- External float switch: standard issue on Single-Phase versions
- Patent n. BO2015A000116

*** Max. passage of suspended solids:**
BC /50-ST up to Ø 50mm

Impeller type:
DOUBLE-CHANNEL AISI 304 stainless steel

BC-MF

PEDROLLO the spring of life

Submersible Double-Channel Pumps for Dirty Water*

MODEL Single-Phase	STOCK CODE		MODEL Three-Phase	STOCK CODE		POWER P2 kW	POWER P2 HP	PERFORMANCE Q L/min	PERFORMANCE H m
BCm 10/50-MF	1035039		BC 10/50-MF	1035040		0.75	1	50 ÷ 600	11 ÷ 2
BCm 15/50-MF	1035041		BC 15/50-MF	1035042		1.1	1.5	50 ÷ 750	14 ÷ 2

for professional use

- Power cable:
  10 metres standard equipment
  Pump body: cast stainless steel AISI 304
- Shaft: AISI 304 stainless steel
- Two mechanical seals separated by an oil chamber
- External float switch: standard issue on Single-Phase versions
- Patent n. BO2015A000116

*** Max. passage of suspended solids:**
BC /50-MF up to Ø 50mm

Impeller type:
DOUBLE-CHANNEL AISI 304 stainless steel

All prices exclude VAT. E&OE.

D

Submersible Pumps for Clear Water

for professional use

MODEL Single-Phase	STOCK CODE		MODEL Three-Phase	STOCK CODE		POWER P2 kW	POWER P2 HP	PERFORMANCE Q L/min	PERFORMANCE H m
Dm 8	1019366		**D 8**	1034782		0.55	0.75	**25 ÷ 250**	12.5 ÷ 3
Dm 10	1028722		**D 10**	1034783		0.75	1	**25 ÷ 300**	15.5 ÷ 3
Dm 20	1028723		**D 20**	1034784		0.75	1	**25 ÷ 250**	19 ÷ 8
Dm 30	1028725		**D 30**	1034785		1.1	1.5	**25 ÷ 275**	26 ÷ 9

- Power cable:
  5 metres standard equipment
  10 metres standard equipment for D30 with Schuko plug on Single-Phase model
- Impeller: **technopolymer**
- Two mechanical seals separated by an oil chamber
  (For D30-N shaft with double mechanical seal with sealing ring)
- External float switch: standard issue on Single-Phase versions
- Patent n. BO2015A000116

Attention: Standard EN 60335-2-41 requires the use of a 10 metre cable in outdoor applications

SUBMERSIBLE VORTEX PUMPS

ZX 1

Submersible Pumps for Clear Water

MODEL Single-Phase	STOCK CODE		POWER P2 kW	POWER P2 HP	PERFORMANCE Q L/min	PERFORMANCE H m
ZXm 1B/40	1035043		0.50	0.70	**25 ÷ 350**	8.5 ÷ 1
ZXm 1A/40	1035044		0.60	0.85	**25 ÷ 400**	10.5 ÷ 1.5

- Power cable:
  5 metres standard equipment
- External float switch: standard issue
- Impeller: **VORTEX in technopolymer**
- Hose fitting supplied as a standard

*** Passage of suspended solids up to Ø 40mm**
Attention: Standard EN 60335-2-41 requires the use of a 10 metre cable in outdoor applications

ZX 2

Submersible Pumps for Clear Water

MODEL Single-Phase	STOCK CODE		POWER P2 kW	POWER P2 HP	PERFORMANCE Q L/min	PERFORMANCE H m
ZXm 2/30 - GM	1081233		0.55	0.75	**25 ÷ 320**	12.5 ÷ 2
ZXm 2/40 - GM	1081234		0.55	0.75	**25 ÷ 400**	11 ÷ 2

VX

PEDROLLO the spring of life

Submersible Vortex Pumps for Dirty Water*

MODEL	STOCK CODE		MODEL	STOCK CODE		POWER		PERFORMANCE	
						P2		Q	H
Single-Phase			Three-Phase			kW	HP	L/min	m
VXm 8/35	1001935		VX 8/35	1029813		0.55	0.75	50 ÷ 350	8 ÷ 1
VXm 10/35	1001943		VX 10/35	1001946		0.75	1	50 ÷ 400	10 ÷ 2
VXm 15/35	1001947		VX 15/35	1035045		1.1	1.5	50 ÷ 500	13.5 ÷ 2
VXm 8/50	1031184		VX 8/50	1035046		0.55	0.75	50 ÷ 450	6 ÷ 1.5
VXm 10/50	1060706		VX 10/50	1033248		0.75	1	50 ÷ 550	8.5 ÷ 1.5
VXm 15/50	1035047		VX 15/50	1035048		1.1	1.5	50 ÷ 650	11 ÷ 2
SPECIAL ORDER									
VXm 8/35 (110V)	1001937		-	-		0.55	0.75	50 ÷ 350	8 ÷ 1
VXm 10/35 (110V)	1033527		-	-		0.75	1	50 ÷ 400	10 ÷ 2

- Power cable:
  5 metres standard equipment
  10 metres standard equipment for VX15/35-N, VX15/50-N with Schuko plug on Single-Phase
- Two mechanical seals separated by an oil chamber
- External float switch: standard issue on Single-Phase versions
- Patent n. BO2015A000116

*** Max. passage of suspended solids:**
VX /35-N up to Ø 40mm
VX /50-N up to Ø 50mm

Impeller type:
VORTEX AISI 304 stainless steel
VORTEX AISI 304 stainless steel

Attention: Standard EN 60335-2-41 requires the use of a 10 metre cable in outdoor applications

SUBMERSIBLE DOUBLE-CHANNEL PUMPS

BC

PEDROLLO the spring of life

Submersible Double-Channel Pumps for Dirty Water*

MODEL	STOCK CODE		MODEL	STOCK CODE		POWER		PERFORMANCE	
						P2		Q	H
Single-Phase			Three-Phase			kW	HP	L/min	m
BCm 10/50	1035049		BC 10/50	1035050		0.75	1	50 ÷ 600	11 ÷ 2
BCm 15/50	1035051		BC 15/50	1035052		1.1	1.5	50 ÷ 750	14 ÷ 2

- Power cable:
  5 metres standard equipment
  10 metres standard equipment for VX15/35-N, VX15/50-N with Schuko plug on Single-Phase
- Two mechanical seals separated by an oil chamber
- External float switch: standard issue on Single-Phase versions
- Patent n. BO2015A000116

*** Max. passage of suspended solids:**
BC/50-N up to Ø 50mm

Impeller type:
Double-Channel AISI 304 stainless steel

Attention: Standard EN 60335-2-41 requires the use of a 10 metre cable in outdoor applications

All prices exclude VAT. E&OE.

VXC

Submersible Vortex Pumps for Dirty Water*

MODEL Single-Phase	STOCK CODE		MODEL Three-Phase	STOCK CODE		POWER P2 kW	POWER P2 HP	PERFORMANCE Q L/min	PERFORMANCE H m
VXCm8/35	1034792		VXC8/35	1034793		0.55	0.75	50 ÷ 350	8 ÷ 1
VXCm10/35	1034796		VXC10/35	1034794		0.75	1	50 ÷ 400	10 ÷ 2
VXCm15/35	1034795		VXC15/35	1034797		1.1	1.5	50 ÷ 500	13.5 ÷ 2
VXCm8/45	1034798		VXC8/45	1034800		0.55	0.75	50 ÷ 450	6 ÷ 1.5
VXCm10/45	1034803		VXC10/45	1034805		0.75	1	50 ÷ 550	8.5 ÷ 1.5
VXCm15/45	1034806		VXC15/45	1034807		1.1	1.5	50 ÷ 650	11 ÷ 2

for professional use

- Power cable:
  10 metres standard equipment
- Two mechanical seals separated by an oil chamber
- External float switch: standard issue on Single-Phase versions
- Patent n. BO2015A000116
- Registered Community Design n.002501486-0003

*** Max. passage of suspended solids:**
VXC /35-N up to Ø 40mm
VXC 45-N up to Ø 50mm

Impeller type:
VORTEX AISI 304 stainless steel
VORTEX AISI 304 stainless steel

MC

Submersible Double-Channel Pumps for Dirty Water*

MODEL Single-Phase	STOCK CODE		MODEL Three-Phase	STOCK CODE		POWER P2 kW	POWER P2 HP	PERFORMANCE Q L/min	PERFORMANCE H m
MCm10/45	1034813		MC 10/45	1034815		0.75	1	50 ÷ 600	11 ÷ 2
MCm15/45	1034817		MC 15/45	1034818		1.1	1.5	50 ÷ 750	14 ÷ 2.7

for professional use

- Power cable:
  10 metres standard equipment
- Two mechanical seals separated by an oil chamber
- External float switch: standard issue on Single-Phase versions
- Patent n. BO2015A000116
- Registered Community Design n.002501486-0003

*** Max. passage of suspended solids:**
MC /45 up to Ø 40mm

Impeller type:
Double-channel AISI 304 stainless steel

DC

Cast Iron Submersible Drainage Pumps for Clear Water

MODEL	STOCK CODE		MODEL	STOCK CODE		POWER		PERFORMANCE	
						P2		Q	H
Single-Phase			Three-Phase			kW	HP	L/min	m
DCm 8	1034786		**DC 8**	1034787		0.55	0.75	**25 ÷ 250**	12.5 ÷ 3
DCm 10	1030686		**DC 10**	1034788		0.75	1	**25 ÷ 300**	15.5 ÷ 3
DCm 20	1030687		**DC 20**	1034789		0.75	1	**25 ÷ 250**	19 ÷ 8
DCm 30	1030688		**DC 30**	1034790		1.1	1.5	**25 ÷ 275**	26 ÷ 9

for professional use

- Power cable:
  10 metres standard equipment
- Impeller: **technopolymer**
- Two mechanical seals separated by an oil chamber
  (for DC30-N shaft with double mechanical seal with sealing ring)
- External float switch: standard issue on Single-Phase versions
- Patent n. BO2015A000116
- Registered Community Design n.002501486-0001

VXC

Submersible Vortex Pumps for Dirty Water*

MODEL	STOCK CODE		MODEL	STOCK CODE		POWER		PERFORMANCE	
						P2		Q	H
Single-Phase			Three-Phase			kW	HP	L/min	m
VXCm 15/50	1001948		**VXC 15/50**	1035053		1.1	1.5	**100 ÷ 600**	10.5 ÷ 2
VXCm 20/50	1035054		**VXC 20/50**	1001951		1.5	2	**100 ÷ 700**	12 ÷ 2
VXCm 30/50	1001952		**VXC 30/50**	1012154		2.2	3	**100 ÷ 850**	15 ÷ 2
VXCm 15/70	1035055		**VXC 15/70**	1035056		1.1	1.5	**200 ÷ 850**	5.5 ÷ 1
VXCm 20/70	1035057		**VXC 20/70**	1035058		1.5	2	**200 ÷ 1000**	7.4 ÷ 1
VXCm 30/70	1035059		**VXC 30/70**	1035060		2.2	3	**200 ÷ 1200**	9.7 ÷ 1.5

- Power cable: 10 metres standard equipment

*** Max. passage of suspended solids:**
VXC 15-20-30/50 up to Ø 50mm
VXC 15-20-30/70 up to Ø 70mm

Impeller type:
Cast iron VORTEX
Cast iron VORTEX

- Power cable: 10 metres standard equipment
- Standard supply Single-Phase version:
  - external float switch
  - control panel
  - capacitor (inside the control panel)
  - protector build into the motor winding

2.2 kW Single-Phase pumps, the thermal overload protector must be connected to the external control panel

- Standard supply Single-Phase version:

For three-phase water pumps three thermal overload protection are built-in to the winding, in series, and must be connected to the control box

All prices exclude VAT. E&OE.

MC

Submersible Double-Channel Pumps for Dirty Water*

MODEL Single-Phase	STOCK CODE		MODEL Three-Phase	STOCK CODE		POWER P2 kW	POWER P2 HP	PERFORMANCE Q L/min	PERFORMANCE H m
MCm 15/50	1035063		MC 15/50	1035064		1.1	1.5	100 ÷ 800	14 ÷ 1
MCm 20/50	1035066		MC 20/50	1035067		1.5	2	100 ÷ 900	16 ÷ 1
MCm 30/50	1019628		MC 30/50	1035069		2.2	3	100 ÷ 1100	22 ÷ 2
-	-		MC 40/50	1035070		3	4	100 ÷ 1100	24 ÷ 4
MCm 30/70	1035071		MC 30/70	1035072		2.2	3	200 ÷ 1500	12 ÷ 2
-	-		MC 40/70	1035073		3	4	200 ÷ 1600	15 ÷ 4

- Power cable: 10 metres standard equipment
- Standard supply Single-Phase version:
  - external float switch
  - control panel
  - capacitor (inside the control panel)
  - protector build into the motor winding

2.2 kW Single-Phase pumps, the thermal overload protector must be connected to the external control panel

- Standard supply Single-Phase version:

For three-phase water pumps three thermal overload protection are built-in to the winding, in series, and must be connected to the control box

- Registered Community Design n.342159-0017

*** Max. passage of suspended solids:**
MC 15-20-30-40/50 up to Ø 50mm
MC 30-40/70 up to Ø 70mm

Impeller type:
Double-channel AISI 304 stainless steel
Double-channel AISI 304 stainless steel

VXC-F

Submersible Vortex Pumps for Dirty Water*

MODEL Single-Phase	STOCK CODE		MODEL Three-Phase	STOCK CODE		POWER P2 kW	POWER P2 HP	PERFORMANCE Q L/min	PERFORMANCE H m
VXCm 15/50-F	1035074		VXC 15/50-F	1035075		1.1	1.5	100 ÷ 600	10.5 ÷ 2
VXCm 20/50-F	1035076		VXC 20/50-F	1035077		1.5	2	100 ÷ 700	12 ÷ 2
VXCm 30/50-F	1035078		VXC 30/50-F	1035079		2.2	3	100 ÷ 850	15 ÷ 2
VXCm 15/70-F	1035080		VXC 15/70-F	1035081		1.1	1.5	200 ÷ 850	5.5 ÷ 1
VXCm 20/70-F	1035082		VXC 20/70-F	1035083		1.5	2	200 ÷ 1000	7.4 ÷ 1
VXCm 30/70-F	1035084		VXC 30/70-F	1035085		2.2	3	200 ÷ 1200	9.7 ÷ 1.5

- Power cable: 10 metres standard equipment
- Impeller: **cast iron VORTEX**

MC-F

Submersible Double-Channel Pumps for Dirty Water*

MODEL	STOCK CODE		MODEL	STOCK CODE		POWER P2		PERFORMANCE	
Single-Phase			Three-Phase			kW	HP	Q L/min	H m
MCm 15/50-F	1035086		MC 15/50-F	1035087		1.1	1.5	100 ÷ 800	14 ÷ 1
MCm 20/50-F	1035088		MC 20/50-F	1035089		1.5	2	100 ÷ 900	16 ÷ 1
MCm 30/50-F	1035090		MC 30/50-F	1035091		2.2	3	100 ÷ 1100	22 ÷ 2
-	-		MC 40/50-F	1035092		3	4	100 ÷ 1100	24 ÷ 4
MCm 30/70-F	1035093		MC 30/70-F	1035094		2.2	3	200 ÷ 1500	12 ÷ 2
-	-		MC 40/70-F	1035095		3	4	200 ÷ 1600	15 ÷ 4

- Power cable: 10 metres standard equipment
- Impeller: **DOUBLE-CHANNEL precision cast stainless steel AISI 304**

SUBMERSIBLE PUMPS WITH GRINDER

TR

Submersible Pumps c/w Grinder

MODEL	STOCK CODE		MODEL	STOCK CODE		POWER P2		PERFORMANCE	
Single-Phase			Three-Phase			kW	HP	Q L/min	H m
TRm 0.75	1034808		TR 0.75	1034809		0.75	1	20 ÷ 125	15 ÷ 2
TRm 1.1	1033079		TR 1.1	1033080		1.1	1.5	20 ÷ 140	21.5 ÷ 2
TRm 1.3	1034810		TR 1.3	1034811		1.3	1.75	20 ÷ 220	21.5 ÷ 2

for professional use

- Grinder: high resistance tempered stainless steel
- Power cable: 10 metres standard equipment
- Impeller: - **technopolymer** for TR 0.75, TR 1.1
  - **precision cast stainless steel** AISI 304 for TR 1.5, TR 2.2
- Two mechanical seals separated by an oil chamber
- Standard supply Single-Phase version:
  - external float switch
  - protector build into the motor winding
  - control panel
- Registered trade mark n. 013017181 TRITUS
- Patent n. BO2015A000116
- Registered Community Design n.002501486-0002

All prices exclude VAT. E&OE.

DGO

DGO

MODEL	STOCK CODE		MODEL	STOCK CODE		POWER		PERFORMANCE	
						P2		Q	H
Single-Phase			Three-Phase			kW	HP	L/min	m
DGO 50/2/G50 *Vert*	1012159		**DGO 50/2/G50** *VERT*	1002023		0.37	0.5	300	6
DGO 75/2/G50 *Vert*	1002030		**DGO 75/2/G50** *VERT*	1002033		0.55	0.75	400	9
DGO 100/2/G50 *Vert*	1012162		**DGO 100/2/G50** *VERT*	1002042		0.88	1.2	600	12
DGO 150/ 2/G50 *Vert*	1002051		**DGO 150/ 2/G50** *VERT*	1002054		1.1	1.5	650	14
DGO 200/2/G50 *Vert*	1002083		**DGO 200/2/G50** *VERT*	1002084		1.5	2	680	15
DGO 150/4/80 *Flan*	1002062		**DGO 150/4/80** *FLAN*	1002064		1.1	1.5	1150	5.4
DGO 200/2/65 *Flan*	1002104		**DGO 200/2/65** *FLAN*	1002106		1.5	2	660	9
DGO 200/2/80 *Flan*	1002088		**DGO 200/2/80** *FLAN*	1002091		1.5	2	960	8.4

*** Horizontal and Vertical options available**

DGO suitable for heavy duty applications with soiled biological wastewater sewage, rainwater and seepage.

DGN

DGN Flanged

MODEL	STOCK CODE		POWER		PERFORMANCE	
			P2		Q	H
Three-Phase			kW	HP	L/min	m
DGN 200/4/80	1002093		1.5	2	1200	10
DGN 250/2/80	1012163		2.2	3	1080	8
DGN 300/2/80	1002108		2.8	3.7	1200	11
DGN 300/4/80	1002109		2.2	3	1500	12
DGN 400/2/80	1002117		3	4	1200	15
DGN 400/4/80	1002118		3	4	1800	11
DGN 400/4/100	1002120		3	4	1980	9.5
DGN 550/2/80	1002126		4.1	5.5	1500	19

DGN is used with unstrained soiled biological wastewaters and sewage.
It is ideal for use in wastewater treatment plants, sewer systems, livestock farms, industry and agriculture.

DGP

DGP Flanged

MODEL	STOCK CODE		POWER		PERFORMANCE	
			P2		Q	H
Three-Phase			kW	HP	L/min	m
DGP 550/4/80	1002127		4.6	6	2460	12
DGP 750/4/80	1012165		6.5	9	2700	15
DGP 750/4/100	1002139		7.94	10.5	3300	11
DGP 1000/4/80	1002145		8.9	12	3000	17
DGP 1000/4/100	1002147		8.9	12	3600	14
DGP 1500/4/100	1002150		15.8	21	4200	17

DGP can be used with unstrained soiled biological wastewaters and sewage and for civil lifting applications.
It is thus ideal for heavy-duty applications in wastewater treatment plants, sewer systems, livestock farms, industry and agriculture.

DRO

DRO

MODEL Single-Phase	STOCK CODE		MODEL Three-Phase	STOCK CODE		POWER P2 kW	POWER P2 HP	PERFORMANCE Q L/min	PERFORMANCE H m
DRO 50/2/G32 *Vert*	1002283		**DRO 50/2/G32***VERT*	1002287		0.37	0.5	260	9
DRO 100/2/G50 *Vert*	1002300		**DRO 100/2/G50***VERT*	1002302		0.75	1	600	12
DRO 200/2/G50 *Vert*	1002313		**DRO 200/2/G50***VERT*	1002315		1.5	2	800	18

DRO can be used with clear or sightly soiled wastewaters containing small solids, strained water, rainwater, seepage and water pumped from underground.
Suitable for heavy-duty domestic and professional applications.

DRN

DRN Flanged

MODEL Single-Phase	STOCK CODE		MODEL Three-Phase	STOCK CODE		POWER P2 kW	POWER P2 HP	PERFORMANCE Q L/min	PERFORMANCE H m
DRN 250/2/80	1002328		-	-		1.8	2.5	1260	18
DRN 300/2/65	1002330		**DRN 300/2/65**	1002331		3.4	4.5	1500	20
DRN 300/4/80	1012169		**DRN 300/4/80**	1002337		3.2	4.4	2100	10
-	-		**DRN 300/2/80**	1002335		4.5	4.7	1500	20
-	-		**DRN 400/2/80**	1002350		3.6	4.9	1980	23
-	-		**DRN 400/4/100**	1012170		4.1	5.5	2280	11.5
-	-		**DRN 550/2/80**	1002351		4.1	5.5	2280	23

DRN can be used with clear or slightly soiled wastewaters containing small solids, strained water, rainwater, seepage and water pumped from undergrowth.
Suitable for heavy duty domestic and professional applications.

DRP

DRP Flanged

MODEL Three-Phase	STOCK CODE		POWER P2 kW	POWER P2 HP	PERFORMANCE Q L/min	PERFORMANCE H m
DRP 550/4/80	1002352		5.8	8	2460	15
DRP 750/2/80	1012171		8.7	11.5	2400	24
DRP 750/4/80	1002363		6.5	8	3360	19
DRP 750/4/100	1012173		7.9	10.5	4200	16
DRP 1000/2/80	1012174		10	14	2760	30
DRP 1000/4/80	1002368		10.8	15	3240	23
DRP 1500/2/80	1012175		15	20	2640	40
DRP 1500/4/80	1012176		15.8	21	3000	30
DRP 1500/2/100	1002371		17.3	24	4320	34
DRP 1500/4/100	1012177		15.8	21	4800	21

DRP is designed to transport heavily soiled wastewater, activated sludges and solids.
Particularly suitable for applications in wastewater treatment plants, sewer systems, civil lifting systems and the paper, tanning and leather industries.

All prices exclude VAT. E&OE.

ZUG

Dry Well

Wet Well

Uniqua - ZUG

MODEL	STOCK CODE		HYDRAULIC Type	VERSION	OUTLET mm	IMPELLER mm	ATEX
CP100F 4/4AD	1061754		Chopper	Dry	100	170	EX
CP100F 4/4AW	1061755		Chopper	Wet	100	210	-
CP100F 7.5/4AW	1061756		Chopper	Wet	100	260	EX
CP150G 7.5/6AD	1061757		Chopper	Dry	150	290	-
CP150G 7.5/6AD	1061758		Chopper	Dry	150	305	-
CP150G 9/6AW	1061759		Chopper	Wet	150	305	-
CP250H 7.5/6AD	1061781		Chopper	Dry	250	300	EX
OC080H 3/4AW	1061782		Channel	Wet	80	200	-
OC100A 7.5/4AW	1061783		Channel	Wet	100	230	-
OC100B 30/4AW	1061784		Channel	Wet	100	334	EX
OC100F 4/4AD	1061785		Channel	Dry	100	190	-
OC100F 45/2AW	1061786		Channel	Wet	100	220	-
OC100H 7.5/4AD	1061787		Channel	Dry	100	255	-
OC100H 7.5/4AW	1061788		Channel	Wet	100	255	-
OC100H 9/4AW	1061789		Channel	Wet	100	260	-
OC150A 15/4AD	1061805		Channel	Dry	150	270	EX
OC150A 15/4AW	1061806		Channel	Wet	150	270	EX
OC150F 22/4AW	1061807		Channel	Wet	150	290	-
OC200A 7.5/6AD	1061811		Channel	Dry	200	125	-
V080A 4/2AW	1061812		Vortex	Wet	80	145	-
V080A 5.5/2AW	1061813		Vortex	Wet	80	145	EX
V080A 5.5/2AW	1061815		Vortex	Wet	80	170	-
V080B 11/2AW	1061816		Vortex	Wet	80	185	-
V080B 11/2AW	1061817		Vortex	Wet	80	185	-
V080B 15/2AD	1061818		Vortex	Dry	80	185	EX
V080B 15/2AD	1061820		Vortex	Dry	80	185	EX
V080B 15/2AW	1061821		Vortex	Wet	80	185	-
V080B 15/2AW	1061822		Vortex	Wet	80	194	-
V080B 18.5/2AW	1061823		Vortex	Wet	80	194	-
V080B 7.5/2AW	1061824		Vortex	Wet	80	155	EX
V080B 7.5/2AW	1061826		Vortex	Wet	80	155	EX
V080C 3/4AW	1061827		Vortex	Wet	80	165	-
V080C 4/4AW	1061828		Vortex	Wet	80	150	-
V100A 30/2AW	1061829		Vortex	Wet	100	240	EX
V100A 37/2HD	1061830		Vortex	Dry	100	200	-
V100B 11/4AW	1061831		Vortex	Wet	100	255	EX
V100B 15/4AW	1061832		Vortex	Wet	100	266	EX
V100B 3/4AW	1061833		Vortex	Wet	100	165	EX
V100B 3/4AW	1061834		Vortex	Wet	100	190	EX
V100B 3/4AW	1061835		Vortex	Wet	100	190	EX
V100B 4/4AW	1061836		Vortex	Wet	100	190	EX
V100B 4/4AW	1061837		Vortex	Wet	100	190	-
V100B 5.5/4AW	1061838		Vortex	Wet	100	210	EX
V100B 5.5/4AW	1061839		Vortex	Wet	100	210	-
V100B 5.5/4AW	1061840		Vortex	Wet	100	220	-
V100B 5.5/4AW	1061841		Vortex	Wet	100	220	-
V100B 5.5/4AW	1061842		Vortex	Wet	100	235	EX
V100B 5.5/4AW	1061843		Vortex	Wet	100	235	EX
V100B 7.5/4AW	1061844		Vortex	Wet	100	220	EX
V100B 7.5/4AW	1061845		Vortex	Wet	100	235	-
V100B 9/4AW	1061846		Vortex	Wet	100	245	EX
V100B 9/4AW	1061847		Vortex	Wet	100	266	EX
V100B 9/4AW	1061848		Vortex	Wet	100	266	-
V100B 9/4AW	1061849		Vortex	Wet	100	266	-
V150A 11/4AW	1061850		Vortex	Wet	150	255	EX
V150A 15/4AW	1061851		Vortex	Wet	150	255	-
V150A 15/4AW	1061852		Vortex	Wet	150	266	EX

MAN

MAN Flanged

MODEL	STOCK CODE		POWER P2		PERFORMANCE	
					Q	H
Three-Phase			kW	HP	L/min	m
MAN 200/4/80	1002153		1.5	2	130	10
MAN 300/4/80	1002156		2.2	3	140	13.5
MAN 400/4/80	1002159		3	4	150	15.5
MAN 200/4/100	1033449		1.5	2	95	9.5
MAN 300/4/100	1060707		2.2	3	135	13.5
MAN 400/4/100	1029199		3	4	145	14.5

MAN range is used with unstrained soiled biological wastewaters and sewage and for civil lifting applications. It is thus ideal for wastewater treatment plant, sewer systems, livestock farms, industry and agriculture.

GRINDER

Grinder Pumps

MODEL	STOCK CODE		MODEL	STOCK CODE		POWER P2		PERFORMANCE	
								Q	H
Single-Phase			Three-Phase			kW	HP	L/min	m
GRS 100/2/G40 *Hor*	1002232		GRS 100/2/G40 *Hor*	1002234		0.75	1	250	20
GRE 200/2/G50 *Hor*	1002242		GRE 200/2/G50 *Hor*	1002244		1.7	2.2	380	27
GRI 200/2/G50 *Hor*	1002246		GRI 200/2/G50 *Hor*	1002247		1.7	2.2	400	23
GRN 250/2/G40 *Hor*	1002257		GRN 250/2/G40 *Hor*	-		1.8	2.3	240	28
-	-		GRN 300/2/G50 *Hor*	1002259		2.2	3	390	32
-	-		GRN 300/4/80 *Flanged*	1002261		2.2	3	1560	9
-	-		GRN 400/2/G50 *Hor*	1012167		4	5.5	420	36
-	-		GRN 550/2/G50 *Hor*	1002278		4.1	5.5	440	48

Grinder pumps can be used for lifting soiled wastewaters containing filaments or fibres and heavy duty applications with unstrained civil waste waters in general.

AP

AP Pumps

MODEL	STOCK CODE		MODEL	STOCK CODE		POWER P2		PERFORMANCE	
								Q	H
Single-Phase			Three-Phase			kW	HP	L/min	m
APS100/2/G40 *Hor*	1002372		-	-		0.9	1.2	300	20
APN250/2/G40 *Hor*	1002388		-	-		1.8	2.5	480	26
-	-		APE 200/2/G50 *Hor*	1002374		1.7	2.2	560	25
-	-		APN 300/2/G50 *Hor*	1002383		2.8	3.5	600	28
-	-		APN 400/2/G50 *Hor*	1002397		3	4	510	34
-	-		APN 550/2/G50 *Hor*	1002399		4.1	5.5	5.15	38
-	-		APP 750/2/G50 *Hor*	1002402		7.2	10	600	52

Suitable for clear wastewater, rainwater and seepage. The considerable manometric 1 head guarantees excellent results for water features. It is also suitable for agriculture, irrigation and fish sector.

All prices exclude VAT. E&OE.

Zenit Grey series

Key to product code: DGG 250/2/G65V B0AT

❶ ❷ ❸ (A) (B) ❹ (C) ❺ ❻ ❼ ❽

❶ Family

DG =	DRAGA Vortex impeller with full free passage	GR =	GRINDER Impeller with grinder system
DR =	DRENO Multi-channel open impeller	AP =	ALTA PREVALENZA High head impeller

❷ Series

G = Cast iron structure, 2 (two) mechanical seals in oil bath. Dry motor.

❸ Power

(HPx100)/ motor poles

❹ Delivery rate

	TYPE		POSITION
(A)	G = GAS thread (if no letter appears, the pump is flanged)	(C)	V = vertical H = horizontal

	DIAMETER	
(B)	32 = 1¼"	40 = 1½"
	50 = 2"	65 = 2½

❺ Hydraulic model

Basic hydraulic unit "A". Other versions may be available identified by different letters representing alternative duty curves

❻ Version number

Basic value "0". Different values indicate modifications not compatible with the previous version

❼ Motor size

Identifies the diameter of the motor assembly. Needed to distinguish between products with the same power but with motors of different sizes

❽ Motor phases

T = Three-phase

DGG

DGG - Set-Back Vortex Impeller

MODEL Three-Phase	STOCK CODE		Q (l/sec) min	Q (l/sec) max	H (m) min	H (m) max	P2 kW	POLES rpm	DELIVERY PORT	FREE PASSAGE mm	BASE TYPE	VOLT v
VERTICAL DISCHARGE												
DGG 250/2/G65V B0AT	1070583		0.6	12.9	1.2	12.6	1.8	2 2900	G 2 ½"	65	A	400
DGG 300/2/G65V A0ET	1070584		1.0	14.7	1.4	14.1	2.2	2 2900	G 2 ½"	65	B	400
HORIZONTAL DISCHARGE												
DGG 250/2/65 B0AT	1070585		0.6	14.5	1.3	12.6	1.8	2 2900	DN65	65	A	400
DGG 300/2/65 C0ET	1070586		1.3	15.7	1.5	14.2	2.2	2 2900	DN65	65	A	400
DGG 400/2/65 D0ET	1070587		0.8	17.7	2.0	17.3	3.0	2 2900	DN65	65	A	400
DGG 550/2/65 A0FT	1070588		1.3	20.8	2.3	18.8	4.0	2 2900	DN65	65	C	400
DGG 750/2/65 A0FT	1070589		1.4	23.8	3.4	21.5	5.5	2 2900	DN65	65	C	400
DGG 1000/2/65 A0FT	1070590		1.8	26.9	5.8	24.5	7.5	2 2900	DN65	65	C	400
DGG 250/2/80 F0AT	1070591		1.2	17.2	1.6	7.3	1.8	2 2900	DN80	80	A	400
DGG 300/2/80 G0ET	1070592		1.1	16.5	2.5	8.5	2.2	2 2900	DN80	80	A	400
DGG 400/2/80 H0ET	1070593		1.0	16.8	2.8	12.3	3.0	2 2900	DN80	80	A	400
DGG 550/2/80 N0FT	1070594		1.5	23.1	2.7	16.3	4.0	2 2900	DN80	80	C	400
DGG 750/2/80 A0FT	1070595		1.8	28.0	1.6	16.1	5.5	2 2900	DN80	80	C	400
DGG 1000/2/80 A0FT	1070596		2.1	36.5	1.7	20.8	7.5	2 2900	DN80	80	C	400
DGG 200/4/65 F0ET5	1070658		1.5	16.5	1.6	9.9	1.5	4 1450	DN65	65	B	400

- 400 Volt = Direct connection
- 10m cable length

DGG

DGG - Set-Back Vortex Impeller

MODEL Three-Phase	STOCK CODE		Q (l/sec) min	Q (l/sec) max	H (m) min	H (m) max	P2 kW	POLES rpm	DELIVERY PORT	FREE PASSAGE mm	BASE TYPE	VOLT v
DGG 250/4/65 F0ET5	1070084		1.5	18.0	1.8	10.9	1.8	4 1450	DN65	65	B	400
DGG 300/4/65 F0ET5	1070085		2.1	19.3	3.1	12.3	3.0	4 1450	DN65	65	B	400
DGG 400/4/65 G0ET5	1070086		1.7	23.1	3.1	12.3	3.0	4 1450	DN65	65	B	400
DGG 200/4/80 E0ET5	1070087		1.0	23.3	0.9	9.5	1.5	4 1450	DN80	80	B	400
DGG 250/4/80 E0ET5	1070088		1.2	17.2	1.6	7.3	1.8	4 1450	DN80	80	B	400
DGG 300/4/80 E0ET5	1070089		1.6	23.1	2.7	11.0	2.2	4 1450	DN80	80	B	400
DGG 400/4/80 M0ET5	1070090		1.9	27.6	2.1	10.9	3.0	4 1450	DN80	80	B	400
DGG 550/4/80 D0FT5	1070091		2.3	30.6	3.4	13.8	4.0	4 1450	DN80	80	C	400
DGG 750/4/80 D0FT5	1070135		2.7	40.5	0.2	16.6	5.5	4 1450	DN80	80	C	400
DGG 200/4/100 E0ET5	1070136		2.0	21.7	1.6	7.7	1.5	4 1450	DN100	100	B	400
DGG 250/4/100 E0ET5	1070137		2	26.4	1.3	8.5	1.8	4 1450	DN100	100	B	400
DGG 300/4/100 E0ET5	1070138		2.1	24.8	2.7	9.5	2.2	4 1450	DN100	100	B	400
DGG 400/4/100 D0ET5	1070139		2.6	37.1	1.1	10.1	3.0	4 1450	DN100	100	B	400
DGG 550/4/100 G0FT5	1070140		2.6	44.2	1.3	11.5	4.0	4 1450	DN100	100	B	400
DGG 750/4/100 G0FT5	1070141		3.3	52.1	1.1	13.0	5.5	4 1450	DN100	100	B	400
DGG 1200/4/80 D0HT	1070142		3.4	42.2	6.2	22.1	9.0	4 1450	DN80	60	C	400/700
DGG 1200/4/100 B0HT	1070143		2.5	61.3	1.8	19.8	9.0	4 1450	DN100	100	B	400/700
DGG 1500/4/100 B0HT	1070144		2.9	66.2	2.7	22.1	11.0	4 1450	DN100	100	B	400/700
DGG 2000/4/100 B0HT	1070145		3	70.9	3.2	23.3	15.0	4 1450	DN100	100	B	400/700
DGG 1200/4/150 A0HT	1070146		4.5	91.6	0.7	10.9	9.0	4 1450	DN150	125	D	400/700
DGG 1500/4/150 A0HT	1070147		5	95.8	1.2	12.7	11.0	4 1450	DN150	125	D	400/700
DGG 2000/4/150 A0HT	1070148		5.6	105.6	2.1	15.5	15.0	4 1450	DN150	125	D	400/700

- 400/700 V = Star/delta connection
- 400 V = Direct connection
- 10m cable length

A

9024.006

For free installation
BASE required
Stock Code: 1002392

B

9024.007

For free installation
BASE required
Stock Code: 1002102

C

9024.114

For free installation
BASE required
Stock Code: 1070668

D

9024.031

For free installation
BASE required
Stock Code: 1070670

Note: Please note installation base, if required, is an additional cost to the pump.

All prices exclude VAT. E&OE.

DRG

DRG - Multi-Channel Open Impeller

MODEL Three-Phase	STOCK CODE		Q (l/sec) min	Q (l/sec) max	H (m) min	H (m) max	P2 kW	POLES rpm	DELIVERY PORT	FREE PASSAGE mm	BASE TYPE	VOLT v
DRG 250/2/65 B0AT	1070149		1.2	22.1	2.8	15.7	1.8	2 2900	DN65	35x30	C	400
DRG 300/2/65 A0ET	1070150		2.0	24.1	3.3	16.8	2.2	2 2900	DN65	40x35	C	400
DRG 400/2/65 A0ET	1070151		2.9	27.0	4.1	20.7	3.0	2 2900	DN65	40x35	C	400
DRG 250/2/80 L0AT	1070152		1.2	25.1	0.3	15.6	1.8	2 2900	DN80	35x30	C	400
DRG 300/2/80 E0ET	1070153		2.0	25.5	4.0	17.1	2.2	2 2900	DN80	40x35	C	400
DRG 400/2/80 E0ET	1070154		2.9	28.6	3.5	21.2	3.0	2 2900	DN80	40x35	C	400
DRG 550/2/80 A0FT	1070155		3.4	36.0	1.6	19.1	4.0	2 2900	DN80	40	A	400
DRG 550/2/80 B0FT	1070156		3.3	36.8	3.7	16.7	4.0	2 2900	DN80	55X50	A	400
DRG 750/2/80 A0FT	1070157		3.4	41.2	1.4	25.1	5.5	2 2900	DN80	40	A	400
DRG 750/2/80 B0FT	1070158		2.9	40.6	3.9	21.9	5.5	2 2900	DN80	55X50	A	400
DRG 1000/2/80 A0FT	1070159		3.2	45.1	3.5	34.9	7.5	2 2900	DN80	40	A	400
DRG 1000/2/80 B0FT	1070160		3.5	48.7	3.3	28.8	7.5	2 2900	DN80	55X50	A	400
DRG 1200/2/80 A0GT	1070161		3.4	46.3	4.9	39.2	9.5	2 2900	DN80	40	A	400/700
DRG 1200/2/80 B0GT	1070162		3.5	50.7	4.0	32.1	9.5	2 2900	DN80	55X50	A	400/700
DRG 1500/2/80 A0GT	1070163		3.8	44.4	9.2	41.7	11.0	2 2900	DN80	40	A	400/700
DRG 1500/2/80 B0GT	1070164		3.7	47.6	9.9	36.4	11.0	2 2900	DN80	55x50	A	400/700
DRG 2000/2/80 G0HT	1070165		6.6	45.8	13.6	39.3	15.0	2 2900	DN80	75	B	400/700
DRG 2500/2/80 G0HT	1070166		6.6	50.0	13.2	43.9	18.5	2 2900	DN80	75	B	400/700
DRG 200/4/80 M0ET	1070167		2.0	25.8	0.5	8.2	1.5	4 1450	DN80	45	B	400
DRG 300/4/80 G0ET	1070168		2.3	32.3	1.5	12.1	2.2	4 1450	DN80	75	B	400
DRG 400/4/80 H0ET	1070169		2.5	34.8	1.6	13.9	3.0	4 1450	DN80	75	B	400
DRG 550/4/80 D0FT	1070170		4.1	52.4	0.4	12.6	4.0	4 1450	DN80	65x60	D	400
DRG 750/4/80 D0FT	1070171		4.4	59.2	0.5	16.9	5.5	4 1450	DN80	65x60	D	400
DRG 1000/4/80 D0GT	1070172		4.7	53.8	6.2	20.8	7.5	4 1450	DN80	65x60	D	400/700
DRG 1200/4/80 D0HT	1070173		5.1	55.9	8.0	22.9	9.0	4 1450	DN80	65x60	D	400/700

- 400/700 V = Star/delta connection
- 400 V = Direct connection
- 10m cable length

DRG

DRG - Multi-Channel Open Impeller

MODEL	STOCK CODE		Q (l/sec)		H (m)		P2	POLES	DELIVERY PORT	FREE PASSAGE	BASE TYPE	VOLT
Three-Phase			min	max	min	max	kW	rpm		mm		v
DRG 200/4/100 T0ET	1070174		2.3	30.3	0.4	8.3	1.5	4 1450	DN100	45	B	400
DRG 300/4/100 U0ET	1070175		2.5	38.1	0.4	9.5	2.2	4 1450	DN100	60	B	400
DRG 400/4/100 Y0ET	1070176		2.7	38.2	0.4	13.5	3.0	4 1450	DN100	75	B	400
DRG 400/4/100 U0ET	1070177		2.8	41.3	1.0	11.3	3.0	4 1450	DN100	60	B	400
DRG 550/4/100 R0FT	1070178		5.4	63.1	2.5	13.1	4.0	4 1450	DN100	65	B	400
DRG 1200/4/100 H0HT	1070179		10.9	80.1	1.3	19.2	9.0	4 1450	DN100	80	D	400/700
DRG 1500/4/100 A0HT	1070180		8.5	85.9	2.0	17.5	11.0	4 1450	DN100	80	D	400/700
DRG 2000/4/100 A0HT	1070181		8.4	90.3	4.9	25.4	15.0	4 1450	DN100	80	D	400/700
DRG 2000/4/100 B0HT	1070182		12.3	101.1	2.8	19.8	15.0	4 1450	DN100	80	D	400/700
DRG 1200/4/150 A0HT	1070183		13.7	121.6	1.1	12.5	9.0	4 1450	DN150	80	D	400/700
DRG 1500/4/150 A0HT	1070184		14.6	122.7	2.1	16.2	11.0	4 1450	DN150	80	D	400/700
DRG 2000/4/150 A0HT	1070185		15.1	142.5	1.4	22.9	15.0	4 1450	DN150	80	D	400/700
DRG 1200/4/200 B0HT	1070186		19.7	164.8	0.7	11.0	9.0	4 1450	DN200	80	E	400/700
DRG 1500/4/200 B0HT	1070187		20.6	168.9	1.7	13.0	11.0	4 1450	DN200	80	E	400/700
DRG 2000/4/200 B0HT	1070188		21.7	173.7	3.0	17.2	15.0	4 1450	DN200	80	E	400/700
DRG 1200/4/250 H0HT	1070189		22.2	181.1	1.1	10.5	9.0	4 1450	DN250	80	E	400/700
DRG 1500/4/250 H0HT	1070190		22.9	186.4	1.4	12.3	11.0	4 1450	DN250	80	E	400/700
DRG 2000/4/250 H0HT	1070191		25.0	205.3	1.3	16.2	15.0	4 1450	DN250	80	E	400/700
DRG 1000/6/150 F0HT	1070192		14.5	130.4	0.9	13.0	7.5	6 960	DN150	80	E	400/700
DRG 1000/6/200 A0HT	1070193		13.4	143.4	1.1	11.0	7.5	6 960	DN200	100x70	F	400/700
DRG 1000/6/200 B0HT	1070194		12.0	139.8	1.3	12.9	7.5	6 960	200	80	E	400/700
DRG 1750/6/200 A0HT	1070195		21.0	176.3	1.5	15.7	13.0	6 960	200	100x70	F	400/700
DRG 1000/6/250 C0HT	1070196		15.3	144.0	2.1	10.5	7.5	6 960	250	100x70	F	400/700
DRG 1000/6/250 H0HT	1070197		13.8	149.7	1.3	11.9	7.5	6 960	250	80	E	400/700
DRG 1750/6/250 C0HT	1070198		24.3	192.1	1.4	14.9	13.0	6 960	250	100x70	F	400/700

- 400/700 V = Star/delta connection
- 400 V = Direct connection
- 10m cable length

A

For free installation
BASE required
Stock Code: 1002392

B

For free installation
BASE required
Stock Code: 1002102

C

For free installation
BASE required
Stock Code: 1002101

D

For free installation
BASE required
Stock Code: 1070669

E

For free installation
BASE required
Stock Code: 1070730

F

For free installation
BASE required
Stock Code: 1070672

Note: Please note installation base, if required, is an additional cost to the pump.

All prices exclude VAT. E&OE.

GRG

GRG - Impeller with Grinder System

MODEL Three-Phase	STOCK CODE		Q (l/sec) min	Q (l/sec) max	H (m) min	H (m) max	P2 kW	POLES rpm	DELIVERY PORT	FREE PASSAGE mm	BASE TYPE	VOLT v
GRG 250/2/G40H A0AT	1070199		0.5	5.3	13.2	28.2	1.8	2 2900	G 1½" DN32	-	A	400
GRG 300/2/G50H C0ET	1070200		0.5	5.4	20.7	29.9	2.2	2 2900	G 2" DN32	-	A	400
GRG 400/2/G50H D0ET	1070201		0.5	6.3	20.6	35.5	3.0	2 2900	G 2" DN32	-	A	400
GRG 550/2/G50H D0FT	1070202		0.5	5.3	34.3	44.9	4.0	2 2900	G 2" DN32	-	A	400
GRG 750/2/G50H A0FT	1070203		0.5	8.4	25.8	46.4	5.5	2 2900	G 2" DN32	-	A	400
GRG 1000/2/G50H A0FT	1070204		0.6	8.4	32.8	53.3	7.5	2 2900	G 2" DN32	-	A	400

- 400 V = Direct connection
- 10m cable length

A

9024.006

For free installation
BASE required
Stock Code: 1002392

Note: Please note installation base, if required, is an additional cost to the pump.

APG

APG - High-Head Impeller

MODEL Three-Phase	STOCK CODE		Q (l/sec) min	Q (l/sec) max	H (m) min	H (m) max	P2 kW	POLES rpm	DELIVERY PORT	FREE PASSAGE mm	BASE TYPE	VOLT v
APG 250/2/G40H A0AT	1070205		0.3	7.3	10.9	26.1	1.8	2 2900	G 1½" DN32	10	A	400
APG 300/2/G50H C0ET	1070206		0.6	6.9	18.0	28.7	2.2	2 2900	G 2" DN32	8	A	400
APG 400/2/G50H D0ET	1070207		0.8	6.4	23.8	31.7	3.0	2 2900	G 2" DN32	8	A	400
APG 550/2/G50H D0FT	1070208		0.8	8.2	24.9	37.9	4.0	2 2900	G 2" DN32	8	A	400
APG 750/2/G50H A0FT	1070209		0.9	10.3	22.7	44.7	5.5	2 2900	G 2" DN32	10	A	400
APG 1000/2/G50H A0FT	1070210		1.0	10.5	28.6	51.9	7.5	2 2900	G 2" DN32	10	A	400

- 400 V = Direct connection
- 10m cable length

A

9024.006

For free installation
BASE required
Stock Code: 1002392

Note: Please note installation base, if required, is an additional cost to the pump.

DAC-E

DAC-E Auto Coupling

MODEL	STOCK CODE		SIZE mm	PART NO
DAC-E G50/50H EN *External*	1002166		50	9001.016L

DAC-V

DAC-V Auto Coupling

MODEL	STOCK CODE		SIZE mm	PART NO
DAC-32-50/G50V	1002165		50	9028.002
DAC-50/G50H *C/W Elbow*	1002168		50	9001.022

DAC-N

DAC-N Auto Coupling

MODEL	STOCK CODE		SIZE mm	PART NO
DAC-N 65/65V	1002169		65	9001.005
DAC-N 80/80V	1002170		80	9001.006
DAC-N 100/100V	1002172		100	9001.033
DAC-N 125/125V	1002173		125	
DAC-N 150/150V	1002175		150	SMN Heavy
DAC-N 150/200V	1002174		150	150x200
DAC-N 200/200V *External*	1002166		200	9001.016 L
DAC-N 200mm V	1012166		200	

VAP

CI Non-Return Valves

MODEL	STOCK CODE		PART NO
40mm Ball Type	1011328		
50mm Ball Type	1011329		
80mm Ball Type	1011330		
100mm Ball Type	1011331		
150mm Ball Type	1011332		
80mm Ball Type VAP Zenit	1002163		9002.017

All prices exclude VAT. E&OE.

Grinder

MODEL	STOCK CODE		MODEL	STOCK CODE		POWER		PERFORMANCE	
						P2		Q	H
Single-Phase			Three-Phase			kW	HP	L/min	m
GRIX 100 MG	1002680		-	-		0.9	1.2	**15÷165**	21 ÷ 2
GRIX 200 MG	1002681		**GRIX 200**	1002682		1.5	2	**15÷180**	28.5 ÷ 2
GM50/2/110 C.150	1013997		**GT50/2/110 C.150**	1013996		1.1	1.5	**15÷270**	21 ÷ 45
-	-		**GT50/2/125 C.155**	1013995		1.7	2.5	**30 ÷ 240**	24 ÷ 12
-	-		**GT50/2/125 C.160**	1021001		2.2	3	**30 ÷ 240**	29 ÷ 17.5
-	-		**GT50/2/125 C.165**	1013566		3.2	4.5	**30 ÷ 300**	34 ÷ 20
-	-		**GT50/2/152 C.170**	1013567		4.2	6	**30 ÷ 360**	39.5 ÷ 3
-	-		**GT50/2/173 C.175**	1060708		6.2	8.5	**30 ÷ 480**	45 ÷ 10
-	-		**GT50/2/173 C.180**	1060709		7.8	10.5	**30 ÷ 480**	45 ÷ 20
-	-		**GT50/2/173 C.185**	1013568		9.5	13	**30 ÷ 480**	55 ÷ 30

The G2 poles series have an inbuilt macerator in the inlet. This breaks down solids in waste water which permits transport along relatively narrow, often pre-existing, pipes. Applications: domestic sewage, liquids with suspended solids, whenever high pressure (Hm) is needed.

Alpha Vortex

MODEL	STOCK CODE		POWER		PERFORMANCE	
			P2		Q	H
Single-Phase			kW	HP	L/min	m
ALPHA V22 MG	1002679		0.55	0.75	**60 ÷ 420**	7.5 ÷ 1.5
ALPHA V4 MG	1002675		1.1	1.5	**60 ÷ 420**	10 ÷ 3
ALPHA V55 MG	1002677		1.5	2	**60 ÷ 540**	12.8 ÷ 2.2

The Alpha V series is ideal to pump residential sewage thanks to its small size and mechanical characteristics.

Alpha Drainage

MODEL	STOCK CODE		POWER		PERFORMANCE	
			P2		Q	H
Single-Phase			kW	HP	L/min	m
ALPHA 4 MG	1002676		1.1	1.5	**60 ÷ 480**	12 ÷ 2
ALPHA 55 MG	1002678		1.5	2	**60 ÷ 600**	15 ÷ 2

The series is used to pump clear water or light sewage. High hydraulic performance renders this series particularly suited to pumping rainwater, surface water, groundwater, lakes and rivers.

AT Sewage Pumps c/w Open Channel Impeller

MODEL	STOCK CODE		POWER		PERFORMANCE	
			P2		Q	H
Three-Phase			kW	HP	L/min	m
AT 80/2/152 C.246	1034129		3	4	**240 ÷1440**	18÷2
AT 80/2/152 C.247	1060710		4	5.5	**240 ÷1680**	22÷4
AT 80/2/173 C.254	1060711		5.5	7.5	**240 ÷1920**	26÷6

The AT 2 poles series is used in pumping and draining clear liquids and sewage. High performance renders it useful in a variety of applications: water treatment plants, industrial plants, farms and sewers.

AT 80/4/152 C.244	1060712		2.2	3	**150 ÷1800**	12÷2.5
AT 80/4/152 C.245	1060713		3	4	**150÷2400**	14.5÷2.5
AT 100/4/152 C245	1033535		3	4	**120÷2160**	14÷2
AT 100/4/173 C.255	1017950		4	5.5	**120÷2400**	16÷2.5
AT 100/4/173 C.256	1033535		5.5	7.5	**120÷2760**	19÷3
AT 150/4/173 C.258	1036685		7.5	10	**300÷4680**	17÷2.2
AT 150/4/200 C.260	1060714		10	13.5	**300÷3600**	26.5÷6
AT 150/4/200C.263	1060715		16.5	22.5	**300÷4200**	32.5÷7.5

The AT 4 poles series is used to pump clear liquids and sewage. The wide range and high hydraulic efficiency renders this series particularly suited to water treatment plants, sewers, farming and industrial plants including in airports, underground public transport, hospitals and hotels.

VT Sewage Pumps c/w Vortex Impeller

MODEL	STOCK CODE		POWER		PERFORMANCE	
			P2		Q	H
Three-Phase			kW	HP	L/min	m
VT 80/2/152 C.346	1060716		3	4	**120÷1200**	17÷2.5
VT 80/2/152 C.347	1034202		4	5.5	**120÷1440**	22.5÷2
VT 80/2/152 C.357	1018763		7.5	10	**120÷2160**	24.5÷3

The VTH 2 poles series is used for pumping sewage with suspended solids. High performance renders it useful in a variety of applications including water treatment plants, industrial plants, farming and sewage.

VT 80/4/152 C342	1037144		1.25	1.7	**120÷1200**	7.5÷1.5
VT 80/4/152 C.344	1060717		2.2	3	**120÷1680**	9.5÷2
VT 80/4/152 C.345	1060718		3	4	**120÷1920**	12÷2
VT 100/4/173 C.355	1060719		4	5.5	**240÷2160**	11÷2
VT 100/4/173 C.356	1060720		6	8	**240÷2400**	15÷2
VT 100/4/173 C.358	1060721		7.5	10	**240÷2760**	18÷2

The VT 4 poles series is used for transport of water with heavy suspended solids. High performance and a wide channel permits its use in industry, including tanneries and farms and for the movement of water contaminated with soil, or containing large solid pieces.

All prices exclude VAT. E&OE.

Auto Couplings

MODEL	STOCK CODE	
DN 50 Single	1029712	
DN 50 Twin	1029713	

Automatic coupling foot duty (guide rails, coupling support included)

Auto Couplings

MODEL	STOCK CODE	
DN 80	1060722	
DN 100	1029075	

Automatic coupling foot duty (guide rails, coupling support included)

Flanged Hose Connection

MODEL	STOCK CODE	
DN 50	1060723	
DN 80	1060724	
DN 100	1037143	
DN 150	1060725	

Main specifications
- Body made of GG25
- Stainless steel screw / bolt included

Ama-Porter Waste Water Pumps

MODEL	STOCK CODE		MODEL	STOCK CODE		POWER		PERFORMANCE		SOLIDS HANDLING
						P2		Q	H	Dia
Single-Phase			Three-Phase			kW	HP	L/min	m	mm
501 SE	1061853		501 ND	1061861		0.75	1	20 - 385	11.8 - 2.6	45
502 SE	1061854		502 ND	1061864		1.1	1.5	20 - 425	13.8 - 3.2	43
503 SE	1061855		503 ND	1061865		1.5	2.05	20 - 475	16.2 - 4	41
601 SE	1061856		601 ND	1061866		0.75	1	20 - 500	8.3 - 1	60
602 SE	1061857		602 ND	1061867		1.1	1.5	20 - 600	10.3 - 1.5	58
603 SE	1070244		603 ND	1070245		1.5	2.05	20 - 665	12.5 - 2.2	56
545 SE Cutter	1061859		545 ND CUTTER	1061860		1.1	1.5	20 - 142	19.5 - 10	7

Ama-Porter Auto Coupling

MODEL	STOCK CODE		SIZE
			mm
DN50 501	1070609		50
DN65 601	1070610		65

CK Pumping Stations

MODEL	STOCK CODE		POWER		PERFORMANCE		SOLIDS HANDLING
			P2		Q	H	Dia
Single-Phase			kW	HP	L/min	m	mm
501 SE Single	1061869		0.75	1	20 - 385	11.8 - 2.6	45
501 NE Twin	1061870		0.75	1	20 - 385	11.8 - 2.6	45

Amarex Sewerage Pumps

MODEL	STOCK CODE		POWER		PERFORMANCE		SOLIDS HANDLING
			P2		Q	H	Dia
Three-Phase			kW	HP	L/min	m	mm
NF50-170/002 ULG-90	1061871		1.3	1.77	20 - 500	9.3 - 2.6	40
NF50-170/002 ULG-107	1061872		1.3	1.77	20 - 566	12.7 - 3.49	40
NF50-170/012 ULG-120	1061873		1.9	2.58	20 - 649	15.4 - 5	40

Amarex Sewerage Pumps

MODEL	STOCK CODE		POWER		PERFORMANCE		SOLIDS HANDLING
			P2		Q	H	Dia
Three-Phase			kW	HP	L/min	m	mm
NF50-170/022 ULG-130	1061876		2.3	3.13	20 - 695	20.3 - 5.9	40
NF50-170/022 ULG-140	1061877		2.3	3.13	20- 140	20.1 - 14.4	40
NF50-220/032 ULG-130	1061878		3.1	4.22	20 - 764	20.9 - 8.2	40
NF50-220/032 ULG-140	1061879		3.1	4.22	20 - 770	23.8 - 10.5	40
NF50-220/042 ULG-150	1061880		4.2	6.85	20 - 788	27.3 - 13.6	40
NF50-220/042 ULG-160	1061881		4.2	6.85	20 - 670	30.5 - 19.7	40
NF50-220/042 ULG-170	1061882		4.2	6.85	20 - 454	34.2 - 26.3	40
NF50-220/042 ULG-180	1061883		4.2	6.85	20 - 340	38.2 - 31.4	40

All prices exclude VAT. E&OE.

Amarex Sewerage Pumps

MODEL	STOCK CODE		POWER		PERFORMANCE		SOLIDS HANDLING
			P2		Q	H	Dia
Three-Phase			kW	HP	L/min	m	mm
NF65-220/004 ULG-112	1061885		0.8	1.09	20 - 534	3.3 - 0.9	65
NF65-220/004 ULG-125	1061886		0.8	1.09	20 - 583	4.2 - 1.4	65
NF65-220/004 ULG-135	1061887		0.8	1.09	20 - 665	4.8 - 1.1	65
NF65-220/004 ULG-145	-		0.8	1.09	20 - 780	5.7 - 1.4	65
NF65-220/004 ULG-155	-		0.8	1.09	20 - 847	6.5 - 1.7	65
NF65-220/014 ULG-165	1061889		1.3	1.77	20 - 928	7.3 - 1.95	65
NF65-220/014 ULG-175	-		1.3	1.77	20 - 1010	7.94 - 2.24	65
NF65-220/024 ULG-185	1061890		1.8	2.45	20 - 1090	8.75 - 2.5	65
NF65-220/024 ULG-195	1061891		1.8	2.45	20 - 1160	9.8 - 3	65
NF65-170/032 ULG-120	1061892		3.1	4.22	20 - 1100	11.8 - 3	65
NF65-170/032 ULG-128	1061893		3.1	4.22	20 - 1150	14.4 - 3.75	65
NF65-170/032 ULG-136	1061894		3.1	4.22	20 - 1190	16.6 - 4.65	65
NF65-170/042 ULG-146	1061895		4.2	6.85	20 - 1200	18.9 - 5.4	65
NF65-170/042 ULG-152	1061896		4.2	6.85	20 - 1280	20.8 - 6.6	65
NF65-170/042 ULG-158	1061897		4.2	6.85	20 - 730	23 - 16.8	65
NF80-220/034 ULG-120	1061899		1.9	2.59	20 - 1200	4.2 - 1.05	76
NF80-220/034 ULG-135	1061900		1.9	2.59	20 - 1430	5.7 - 1.9	76
NF80-220/034 ULG-150	1061901		1.9	2.59	20 - 1620	7.5 - 2.7	76
NF80-220/034 ULG-165	-		2.6	3.54	20 - 1810	9.2 - 3.35	76
NF80-220/044 ULG-180	1061902		3.7	5.04	20 - 1990	11.0 - 4	76
NF80-220/044 ULG-195	-		3.7	5.04	20 -2170	12.3 - 4.5	76
NF80-220/044 ULG-210	1061903		3.7	5.04	20 - 1640	13 - 8.6	76
NF100-220/034 ULG 120	1061904		1.9	2.59	20 - 1530	3.35 - 1	100
NF100-220/034 ULG 135	-		1.9	2.59	20 - 1740	4.5 - 1.4	100
NF100-220/034 ULG 150	1061905		2.6	3.54	20 - 1990	6.35 - 2	100
NF100-220/044 ULG 165	-		3.7	5.04	20 - 2200	7.8 - 2.35	100
NF100-220/044 ULG 180	1061906		3.7	5.04	20 - 2400	9.35 - 2.75	100
NF100-220/044 ULG 195	1061907		3.7	5.04	20 - 2600	10.5 - 3.15	100
NF100-220/044 ULG 210	1061908		3.7	5.04	20 - 1570	11.8 - 8.1	100
Amarex N Inclined Claw DN50*	1070605		-	-	-	-	-
Amarex N Claw DN65*	1070606		-	-	-	-	-
Amarex N Claw DN65 - 80*	1070598		-	-	-	-	-
Amarex N Claw DN80*	1070607		-	-	-	-	-
Amarex N Claw DN80 -100*	1070602		-	-	-	-	-
Amarex N Claw DN100*	1070608		-	-	-	-	-

- * Note: Consisting of flanged duckfoot bend, stainless steel anchor bolts, mounting bracket, claw with stainless steel screws/bolts (guide rail not included in scope of supply).
- ATEX rated pumps available on request

Amarex Auto Coupling

MODEL	STOCK CODE		SIZE
			mm
DN 50/2"	1070597		50
DN 50/2" (Transportable)	1070599		50
DN 65/2½"	1070600		65
DN 65/2½" (Transportable)	1070604		65
DN 80 3"	1070601		80
DN 100 4"	1070603		100

Positive Displacement Pumps

MODEL	STOCK CODE		POWER		
			Volt	kW	PH
MS Pump MCCA011J6MY	1001287		230	0.18	1
1RNA041R3 Pump c/w motor	1001303		230	2.2	1
1RNA041R3 Pump only	1001302		-	-	-

Mono Spares (MRO 60)

MODEL	STOCK CODE		TYPE
Stator IP 50	1001245		CD60
Stator IP50 SR	1001246		CD60
Coupling Rod 420	1001248		CD60
Coupling Rod Bush TS	1001250		CD60
Coupling Rod Oring Seal	1001249		CD60
Coupling Rod Pin TS	1001251		CD60
Pin Cap MS	1001252		CD60
Pin Cap Washer	1001253		CD60
Rotor AISI 410 HCP	1001247		CD60
Shaft Imperial MSHCP	1001255		CD60
Shaft Metric MSHCP	1001254		CD60
Bearing Lock Nut	1001258		CD60

Seepex Spares

MODEL	STOCK CODE	
2/6LBN Rotor	1001328	
2/6LBN Stator	1011327	
5/6LBN Rotor	1001337	
5/6LBN Stator	1001336	
10/12 BN Stator	1001356	
10/12 Rotor	1001357	
17/6L Rotor	1001368	
17/6 LBN Stator	1001367	

All prices exclude VAT. E&OE.

Nitto Sewage Treatment Air Compressors - Piston

MODEL	STOCK CODE		POWER W	AIR FLOW L/min
LA/45B	1010449		47	45
LA/80	1010466		86	80
LA/100	1011638		100	100
LA/120	1010450		130	120
LA/200	1011639		215	200

ET Sewage Treatment Air Compressors - Diaphragm

MODEL	STOCK CODE		POWER W	AIR FLOW L/min
ET60	1070433		45	60
ET100	1010451		80	100
ET120	1010452		90	120
ET150	1010453		170	150
ET200	1010454		186	200

Side Channel Blowers

MODEL	STOCK CODE		POWER kW	VOLT V
SCL R20 MD 1P 2 Stage	1010460		.75	230
SCL R30 MD 1P 2 Stage	1015133		1.5	230
SCL R30 MD 3P 2 Stage	1015132		1.5	380
SCL R40 MD 1P 2 Stage	1010462		2.2	230
SCL R40 MD 3P 2 Stage	1012454		2.2	380

ES Robuschi Air Blowers

MODEL	STOCK CODE		POWER kW	VOLT V
ES 15 - 50 Nm3/hr*	1081252		3	400
ES 25 - 250 Nm3/hr*	1081251		7.5	400
ES 35 - 400 Nm3/hr*	1036653		11	400

* Note: Spare parts available on request

Pump Chamber c/w cover and seal

MODEL	STOCK CODE	
Pump sump 600L	1005115	

Emec Dosing Pumps & Accessories

MODEL	STOCK CODE		FLOW RATE L/hr	PRESSURE Bar
KMSA MF 1801 FP	1010395		1	18
KMS MF 2001 EP	1010396		1	20
KMS Mf 0510 EP	1010398		10	5
VPM 1802 FP	1030426		2	18
MS MF 1502 EP	1010397		2	15

Aldos Dosing Pumps

MODEL	STOCK CODE		FLOW RATE L/hr	PRESSURE Bar
DDA 7.5-16 Chlorine	1010371		7.5	16
DDI 60-10 Chlorine	1014388		60	10
DDA 7.5-16 Fluorine	1015357		7.5	16

Polypropylene Pumps

MODEL	STOCK CODE		DEPTH mm	PIPE mm	POWER Watt	VOLT V
B2 Vario PP-SL 32	1015763		700	32	200	230

Prominent Dosing Pumps

MODEL	STOCK CODE		FLOW RATE L/min	PRESSURE Bar
Beta 4B 1602NP	1010283		2	16
Gamma 1602NP	1010284		2	16

Prominent Accessories

MODEL	STOCK CODE		SIZE mm
Foot Valve	1010293		6
Foot Valve	1010294		8
Injection Fitting	1010295		6
Injection Fitting	1010298		8
PTFE Hose per M	1003235		6
PTFE Hose per M	1003236		8

All prices exclude VAT. E&OE.

Aldos: Service Kits

MODEL	STOCK CODE		SIZE M	FLOW L/hr
Cable Socket	1010376		5	-
Exchange Kit	1010386		-	0.4
Extension Pipe	1010374		-	0.4
Injection Fitting Long	1010388		-	-
Injection Fitting Viton	1010387		-	-
Installation Kit	1010377		-	7.5
Installation Kit (level)	1010378		-	7.5
Plug Cable Socket	1010379		5	7.5
Repair Kit	1010383		-	0.4
Service Kit	1010382		-	0.4
Service Kit	1010384		-	2.5
Wall Bracket	1010375		-	7.5
Multi Function Valve PVT	1015325		-	7.5
Multi Function Valve PVC	1010373		-	7.5
Foot Valve (no level indication)	1031427		-	7.5

Emec Acessories

MODEL	STOCK CODE		SIZE Inch
Water Meter c/w pulse cable	1016262		¾"
Water Meter c/w pulse cable	1030427		1"
Injection Fitting	1010403		-
Multifunction Valve	1010402		-
Flow Sensor	1018772		-
Pump Wall Bracket	1010405		-
Maintenance Kit	1031650		-
Multi Function Wall Mount	1010402		-

Dosing Hoses

MODEL	STOCK CODE		ID mm	OD mm	TYPE
EMEC H1	1010407		4	6	LDPE
EMEC H2	1020481		4	6	PVDF
EMEC H3	1010406		6	8	LDPE
EMEC H4	1020482		6	8	PVDF
LMI H1	1010359		-	12.7	-
LMI H2	1010361		-	6.37	-
LMI H3	1010360		-	9.53	-

Self Priming Pumps for Swimming Pools

MODEL	STOCK CODE		MODEL	STOCK CODE		POWER		PERFORMANCE		SOLIDS HANDLING	
						P2		Q	H	PORTS	
Single-Phase			Three-Phase			kW	HP	L/min	m	DN1	DN2
Magnifica 1m	1194654		**Magnifica 1**	1194659		0.55	0.75	100-350	13.5-4	2"	2"
Magnifica 2m	1194655		**Magnifica 2**	1194660		0.75	1	100-400	16-4.5		
Magnifica 3m	1194656		**Magnifica 3**	1194661		1.1	1.5	100-525	14.9-6		
Magnifica 4m	1194657		**Magnifica 4**	1194662		1.5	2	100-600	17.3-7		
Magnifica 5m	1194658		**Magnifica 5**	1194663		2.2	3	100-700	22.2-8		

- High efficiency self priming electric pumps with built-in filter for circulating water in small and medium sized swimming pools up to 180m^3
- Pre-filter complete with transparent lid to facilitiate visual inspection, wing nuts for quick opening without additional tools, extra-large filter basket to reduce the frequency of cleaning oprations
- Special anti-corrosion plastic base that provides stable support for the pump and piping
- Double insulation between hydraulic parts and the electric motor
- Robust, glass fibre reinforced hydraulic part
- MAGNIFICA registered trade mark

All prices exclude VAT. E&OE.

Submersible Motors

4″ Franklin Motors	86
6″ & 8″ Franklin Motors	87
Franklin Motor Cables	88
4″ SS Motor Upgrade	89
4″ PM Motors	90
4″ PM Motor Accessories	90

4" FK

4″ FK Submersible Motors 230V/1PH

MODEL	STOCK CODE		POWER P2		AMP	DIAMETER	CAPACITOR
Single-Phase			kW	HP	A	mm	UF
Sub Motor 0.37kW	1005898		0.37	0.5	3.3	100	16
Sub Motor 0.55kW	1005900		0.55	0.75	4.3	100	20
Sub Motor 0.75kW	1005902		0.75	1.0	5.8	100	35
Sub Motor 1.1kW	1005904		1.1	1.5	8.4	100	40
Sub Motor 1.5kW	1005906		1.5	2.0	10.7	100	50
Sub Motor 2.2kW	1005908		2.2	3.0	14.7	100	70
Sub Motor 3.7kW	1005912		3.7	5.0	22.7	100	-

4″ FK Submersible Motors 400V/3PH

MODEL	STOCK CODE		POWER P2		AMP	DIAMETER
Three-Phase			kW	HP	A	mm
Sub Motor 0.55kW	1014247		0.55	0.75	1.7	100
Sub Motor 0.75kW	1005924		0.75	1.0	2.1	100
Sub Motor 1.1kW	1005927		1.1	1.5	2.9	100
Sub Motor 1.5kW	1005930		1.5	2.0	4.0	100
Sub Motor 2.2kW	1005933		2.2	3.0	5.6	100
Sub Motor 3kW	1012557		3.0	4.0	7.5	100
Sub Motor 4.0kW	1005937		4.0	5.5	10.6	100
Sub Motor 5.5kW	1005941		5.5	7.5	12.8	100
Sub Motor 7.5kW	1005942		7.5	10	17.6	100

4″ FK Submersible Motors 230V/3PH

MODEL	STOCK CODE		POWER P2		AMP	DIAMETER
Three-Phase			kW	HP	A	mm
Sub Motor 0.55kW	1005921		0.55	0.75	2.8	100
Sub Motor 0.75kW	1005925		0.75	1.0	3.5	100
Sub Motor 1.1kW	1005928		1.1	1.5	4.9	100
Sub Motor 1.5kW	1005931		1.5	2.0	6.7	100
Sub Motor 2.2kW	1005934		2.2	3.0	9.5	100
Sub Motor 3kW	1033037		3.0	4.0	13.0	100
Sub Motor 4.0kW	1005938		4.0	5.5	17.2	100
Sub Motor 5.5kW	1005940		5.5	7.5	21.8	100

All prices exclude VAT. E&OE.

6" FK

6″ FK Submersible Motors 400V/3PH Direct On Line (DOL)

MODEL	STOCK CODE		POWER P2		AMP	DIAMETER
Three-Phase			kW	HP	A	mm
Sub Motor 5.5kW	1005950		5.5	7.5	12.8	150
Sub Motor 7.5kW	1005955		7.5	10.0	16.3	150
Sub Motor 11kW	1005960		11.0	15.0	24.0	150
Sub Motor 15kW	1005965		15.0	20.0	32.0	150
Sub Motor 18.5kW	1005970		18.5	25.0	40.0	150
Sub Motor 22kW	1005975		22.0	30.0	47.0	150
Sub Motor 30kW	1005979		30.0	40	64.1	150
Sub Motor 37kW	1005983		37.0	50	80.1	150
Sub Motor 45kW	1005985		45.0	60	95.5	150

6″ FK Submersible Motors 400V/3PH Star Delta (SD)

MODEL	STOCK CODE		POWER P2		AMP	DIAMETER
Three-Phase			kW	HP	A	mm
Sub Motor 5.5kW	1005952		5.5	7.5	12.8	150
Sub Motor 7.5kW	1005956		7.5	10.0	16.3	150
Sub Motor 11kW	1005963		11.0	15.0	24.0	150
Sub Motor 15kW	1005968		15.0	20.0	32.0	150
Sub Motor 18.5kW	1005973		18.5	25.0	40.0	150
Sub Motor 22kW	1005978		22.0	30.0	47.0	150
Sub Motor 30kW	1005980		30.0	40	64.1	150
Sub Motor 37kW	1040487		37.0	50	80.1	150
Sub Motor 45kW	1005986		45.0	60	95.5	150

8" FK

8″ FK Submersible Motors 400V/3PH Direct On Line (DOL)

MODEL	STOCK CODE	PRICE	POWER P2		AMP	DIAMETER
Three-Phase		€	kW	HP	A	mm
Sub Motor 37kW	1031421	**7,687.00**	37.0	50	74.0	200
Sub Motor 75kW	1012203	**10,417.00**	75.0	100	151.0	200
Sub Motor 110kW	1012205	**20,696.00**	110.0	150	222.0	200

8″ FK Submersible Motors 400V/3PH Star Delta (SD)

MODEL	STOCK CODE		POWER P2		AMP	DIAMETER
Three-Phase			kW	HP	A	mm
Sub Motor 37kW	1006011		37.0	50	74.0	200
Sub Motor 45kW	1012202		45.0	60	89.0	200
Sub Motor 75kW	1006012		75.0	100	151.0	200
Sub Motor 93kW	1012204		93.0	125	190.0	200
Sub Motor 110kW	1012206		110.0	150	222.0	200

4" FK - CABLES

4″ FK Submersible Motor Cables

MODEL	STOCK CODE		LENGTH M	DIAMETER mm	SIZE mm^2	TYPE
Sub Motor Cable 1.5M	1005943		1.5	100	1.5	New Gen
Sub Motor Cable 2.5M	1005944		2.5	100	1.5	New Gen
Sub Motor Cable 5.0M	1005945		5.0	100	1.5	New Gen
Sub Motor Cable 1.5M	1017714		1.5	100	1.5	SS Round
Sub Motor Cable 2.5M	1017715		2.5	100	1.5	SS Round
Sub Motor Cable 5.0M	1017716		5.0	100	1.5	SS Round

6" FK - CABLES

6″ FK Submersible Motor Cables

MODEL	STOCK CODE		LENGTH M	DIAMETER mm	SIZE mm^2
Sub Motor Cable 4.0M	1005987		4.0	150	4.0
Sub Motor Cable 4.0M	1005988		4.0	150	8.3

8" FK - CABLES

8″ FK Submersible Motor Cables

MODEL	STOCK CODE		LENGTH M	DIAMETER mm	SIZE mm^2
Sub Motor Cable 8.0M	1006015		8.0	200	35

Assembly of new generation Franklin motor cable:

1. Connect the lead to the motor prior to mounting the pump.
2. Check for any apparent damage on the lead insulation, the connector as well as the motor socket. Do not use damaged parts such as defective insulation or bent contacts. The electrical connection parts of lead, motor and sealing surface of the lead must be clean and dry.
3. Lubricate the rubber part of the connector with food-grade silicone oil for easy assembly.
4. Align the lead connector to the motor socket. Make sure the weight of the lead does not apply any side force to the connector (risk of misalignment).
5. Having positioned the lead into the motor cable housing, gently insert the lead by moving it slightly from side to side and push down to hard stop.
6. Make sure the connector has been pushed all the way down in the motor cable housing, before attempting to fix the securing clamp.
7. Insert the lead screw and then turning it right, tighten hand tight.
8. Tighten the screw to 4,5-5 Nm. (Torc attachment required).
9. Measure cable clamp height position to upper motor cable housing, height max. ≤ 0,7 mm.
10. **See tutorial on Franklin Electric EMENA Water YouTube Channel: Video called "4" motor cable mounting procedure**".
11. Check the insulation resistance according to installation manual.
12. When assembling pump and motor, please ensure to use spring washers and tighten nuts no more than 20Nm (Torc attachment required).
13. Do not lift pump and motor by motor lead.

Attention: Incorrect lead assembly can endanger life or cause material damage due to electric shock.

All prices exclude VAT. E&OE.

4" Super Stainless Motor Upgrade - Information

The 4" Franklin Super Stainless motor has undergone an upgrade to further improve it and adapt it to market conditions.

Cable with round plug with jam nut in conventional proven designs

Cable cable compression with jam nut with extended screw for better handling

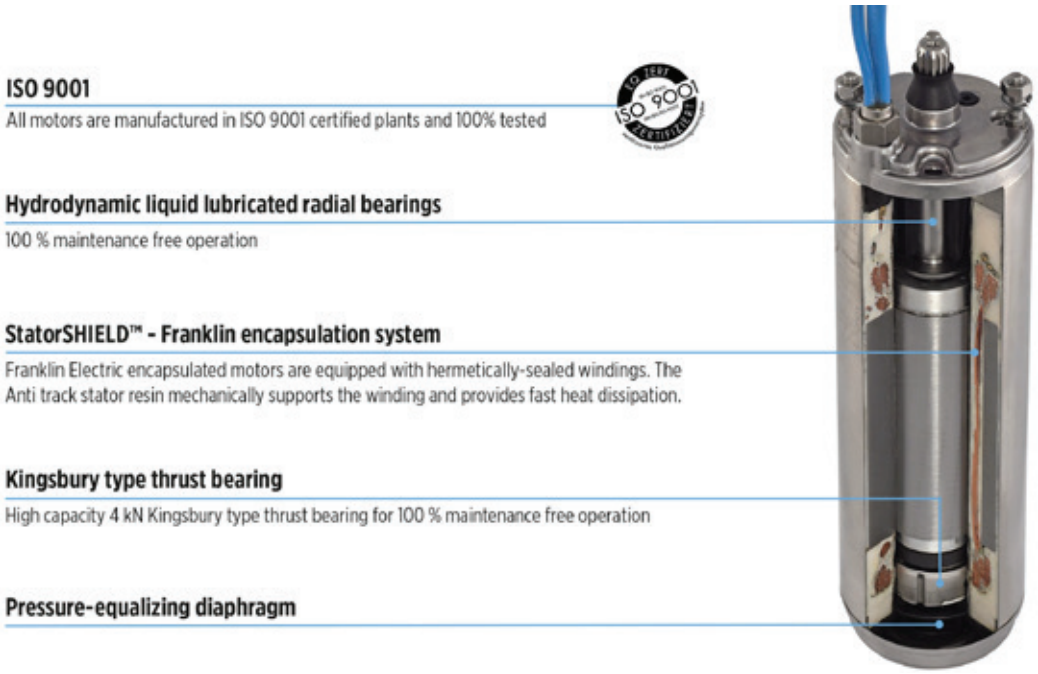

Features & Benefits

- 4" NEMA mounting design with metric studs
- Stainless steel splined shaft
- Stator shell in 316SS
- Liquid lubricated radial bearings and high capacity Kingsbury type thrust bearing for 100% maintenance free operation
- High efficiency electrical design for low operation costs
- Drinking water approvals
- Suitable for use in water with increased salinity

Specification

- Ratings: 0.25 - 3.0kW
- Frequency: 50Hz (P SC, 2-wire, 3-wire & 3 ~)
- Thrust load: 4kN
- Nominal ambient temperature: 30° C with 0.08 m/s cooling flow
- Voltage tolerance: -10% / +6% (50hZ), +/- 10% (60Hz)
- Protection IP68, insulation class B
- Frequency of starts: 20 starts/hr (with min. 3 minutes resting time)
- Rotation counter clockwise facing shaft end (1 phase motors CW upon request, 3 phase motors rotation reversible

4" PM

4″ PM Submersible Motors 230V/1PH (Oil Filled) c/w Lead

MODEL	STOCK CODE		POWER P2		AMP	DIAMETER	CAPACITOR
Single-Phase			kW	HP	A	mm	UF
Sub Motor 0.37kW	1006025		0.37	0.5	3.5	100	20
Sub Motor 0.55kW	1006026		0.55	0.75	4.6	100	25
Sub Motor 0.75kW	1006027		0.75	1.0	5.9	100	35
Sub Motor 1.1kW	1006028		1.1	1.5	8.3	100	40

4″ PM Submersible Motors 230V/1PH (Water Filled) c/w Lead

MODEL	STOCK CODE		POWER P2		AMP	DIAMETER	CAPACITOR
Single-Phase			kW	HP	A	mm	UF
Sub Motor 0.55kW	1015668		0.55	0.75	4.4	100	25

Technical Specification

Motor Flange	4" Nema Standard
Degree of Protection	IP 68
Insulation Class	F
Voltage Tolerance	-10% / +10%
Pumped Liquid Temperature	0°C to 35°C
Min Cooling Flow	0.1 m/s
Max Starts Per Hour	20
Mounting Position	Vertical and/or Horizontal
Max Immersion Depth	300 M
Thrust load	2000 N

4″ PM MOTOR ACCESSORIES

4" PM ACCESSORIES

4″ PM Submersible Motor Accessories

MODEL	STOCK CODE		LENGTH	DIAMETER	SIZE
			M	mm	mm^2
Sub Motor Cable 1.5M	1005947		1.5	100	1.5
Sub Motor Spanner	1006029		-	-	-

All prices exclude VAT. E&OE.

Starter Boxes

Submersible Starter Boxes 92

Sub Starter Franklin 230V

MODEL	STOCK CODE		POWER P2 kW	POWER P2 HP	VOLT V	OVERLOAD A	CAPACITOR UF
FK 0.37kW	1006573		0.37	0.5	230	4.5	16
FK 0.55kW	1006575		0.55	0.75	230	6	20
FK 0.75kW	1006577		0.75	1	230	7	35
FK 1.1kW	1006579		1.1	1.5	230	10	40
FK 1.5kW	1006580		1.5	2	230	12	50
FK 2.2kW	1006581		2.2	3	230	16	70
EPS-SS 01	1070897		Starter box c/w rotary switch (no overload & capacitor)				

Sub Starter Franklin c/w Probe Control 230V

MODEL	STOCK CODE		POWER P2 kW	POWER P2 HP	VOLT V	OVERLOAD A	CAPACITOR UF
FK 0.37kW	1006587		0.37	0.5	230	4.5	16
FK 0.55kW	1006588		0.55	0.75	230	6	20
FK 0.75kW	1006589		0.75	1	230	7	35
FK 1.1kW	1006590		1.1	1.5	230	10	40
FK 1.5kW	1006591		1.5	2	230	12	50
FK 2.2kW	1006592		2.2	3	230	16	70

Sub Starter Franklin 400V

MODEL	STOCK CODE		POWER P2 kW	POWER P2 HP	VOLT V	OVERLOAD A
FK 1.1 kW	1006624		1.1	1.5	400	2.5/4
FK 2.2kW	1006626		2.2	3	400	4/6.3
FK 4.0kW	1006627		4.0	5.5	400	9/14
FK 5.5kW	1006628		5.5	7.5	400	13/18
FK 7.5kW	1006629		7.5	10	400	15/20

Sub Starter Franklin c/w Probe Control 400V

MODEL	STOCK CODE		POWER P2 kW	POWER P2 HP	VOLT V	OVERLOAD A
FK 1.1kW	1006630		1.1	1.5	400	2.5/4
FK 2.2kW	1006632		2.2	3	400	4/6.3
FK 4.0kW	1006633		4.0	5.5	400	9/14
FK 5.5kW	1006634		5.5	7.5	400	13/18
FK 7.5kW	1006635		7.5	10	400	15/20

All prices exclude VAT. E&OE.

Sub Starter PM 230V

MODEL	STOCK CODE		POWER P2 kW	POWER P2 HP	VOLT V	OVERLOAD A	CAPACITOR UF
PM 0.37kW	1006574		0.37	0.5	230	4A	20
PM 0.55kW	1006576		0.55	0.75	230	6A	25
PM 0.75kW	1006578		0.75	1	230	7A	30

Sub Starter 1 Pump Controllers

MODEL	STOCK CODE		POWER P2 kW	POWER P2 HP	VOLT V	OVERLOAD A
2.2kW smart drena evo 1	1030771		2.2	3	230	18
7.5kW smart drena evo 1	1030773		7.5	10	400	15
0.37kW -2.2kW drytek 1	1006597		2.2	3	230	16
0.55kW -7.5kW drytek	1006601		7.5	10	400	15

Sub Starter 2 Pump Controllers

MODEL	STOCK CODE		POWER P2 kW	POWER P2 HP	VOLT V	OVERLOAD A
Smart drena evo 2	1030774		2.2	3	230	18
Smart drena evo 2	1030775		7.5	10	400	15

Flashing Beacon & Alarm Panel

MODEL	STOCK CODE		VOLT V
FBA 12	1018004		12
FBA 24	1018005		24
FBA 230	1018006		230

Sub Starter Panel Cards Only

MODEL	STOCK CODE		POWER P2 kW	POWER P2 HP	VOLT V	OVERLOAD A
Smart 1 control card 0.37 - 2.2 kW	1018012		2.2	3	230	16
Smart 1 control card 0.55 - 7.5 kW	1018013		7.5	10	400	15
Smart drena evo 1 control card 0.37 - 2.2 kW	1030777		2.2	3	400	18
Smart 2 control card 2.2 kW	1016899		2.2	3	230	18
Drena 2 control card 0.37 - 2.2 kW	1018014		2.2	3	230	16
Smart drena evo 1 control card only 0.37 - 2.2 kW	1092079		2.2	3	230	18
Smart drena evo control card 0.37 - 2.2 kW	1030776		2.2	3	230	18
Drena 2 control card 0.55 - 7.5 kW	1018015		7.5	10	400	15
Smart drena evo control card 2 0.55 - 7.5 kW	1030781		7.5	10	400	15
Drytek control card 0.37 - 2.2 kW	1006598		2.2	3	230	16
Drytek control card 0.55 - 7.5 kW	1018017		7.5	10	230	15

Lifting Stations

Accumulation and Lifting Stations for Waste Water 95

Pedrollo Accumulation and Lifting Stations 96

Homa Sewage Pumps and Lifting Stations 98

SAR 40

SAR 40 Clear Waste Water - Rainwater

MODEL (TANK + ELECTRIC PUMP)	STOCK CODE		POWER P2 kW	POWER P2 HP	TANK CAPACITY L	MAXIMUM FLOW RATE L/min	MAXIMUM HEAD M
SAR 40-TOP 1	1060728		0.25	0.33	40	160	6
SAR 40-TOP 2	1060729		0.37	0.50	40	220	8
SAR 40-TOP 3	1060730		0.55	0.75	40	260	10
SAR 40-RXm 1	1060731		0.25	0.33	40	160	6.5
SAR 40-RXm 2	1060732		0.37	0.50	40	220	9.5
SAR 40-RXm 3	1060733		0.55	0.75	40	220	11.5

SAR 100

SAR 100 Clear Waste Water - Rainwater

MODEL (TANK + ELECTRIC PUMP)	STOCK CODE		POWER P2 kW	POWER P2 HP	TANK CAPACITY L	MAXIMUM FLOW RATE L/min	MAXIMUM HEAD M
SAR 100-TOP 2	1060734		0.37	0.50	100	220	8
SAR 100-TOP 3	1060735		0.55	0.75	100	260	10
SAR 100-TOP 4 N	1060736		0.75	1	100	320	12.5
SAR 100-TOP Multi 2	1060737		0.55	0.75	100	80	40
SAR 100-TOP Multi 3	1060738		0.55	0.75	100	120	32
SAR 100-RXm 2	1060739		0.37	0.50	100	220	9.5
SAR 100-RXm 3	1060740		0.55	0.75	100	220	11.5
SAR 100-Dm 10-N	1060741		0.75	1	100	300	15.5
SAR 100-Dm 20-N	1060742		0.75	1	100	250	19
SAR 100-Dm 30-N	1060743		1.1	1.5	100	275	26

SAR 100

SAR 100 Dirty Waste Water

MODEL (TANK + ELECTRIC PUMP)	STOCK CODE		POWER P2 kW	POWER P2 HP	TANK CAPACITY L	MAXIMUM FLOW RATE L/min	MAXIMUM HEAD M
SAR 100-TOP 2-Vortex	1060744		0.37	0.50	100	180	6.5
SAR 100-TOP 3-Vortex	1060745		0.55	0.75	100	180	8
SAR 100-RXm 2/20	1060746		0.37	0.50	100	180	6.5
SAR 100-RXm 3/20	1060747		0.55	0.75	100	180	8
SAR 100-ZXm 1A/40	1060748		0.60	0.85	100	400	10.5
SAR 100-VXm 8/35-N	1060749		0.55	0.75	100	350	8
SAR 100-VXm 10/35-N	1060750		0.75	1	100	400	10
SAR 100-VXm 8/50-N	1060751		0.55	0.75	100	450	6
SAR 100-VXm 10/50-N	1060752		0.75	1	100	550	8.5
SAR 100-BCm 10/50-N	1060753		0.75	1	100	600	11

COMPONENTS

- **100-litre** polyethylene tank with cover plate
- Pump with float switch
- Power cable: 10 metres standard equipment with Schuko plug
- Lifting stations with **inlet pipe** Ø 100mm, **discharge pipe** 1¼" to 1½" gas and vent pipe Ø 50mm

SAR 250

SAR 250 Clear Waste Water - Rainwater

MODEL (TANK + ELECTRIC PUMP)	STOCK CODE		POWER P2 kW	POWER P2 HP	TANK CAPACITY L	MAXIMUM FLOW RATE L/min	MAXIMUM HEAD M
SAR 250-TOP 3	1060754		0.55	0.75	250	260	10
SAR 250-TOP 4 N	1060755		0.75	1	250	320	12.5
SAR 250-TOP 5 N	1060756		0.92	1.25	250	360	15
SAR 250-RXm 3	1060757		0.55	0.75	250	220	11.5
SAR 250-RXm 4	1060758		0.75	1	250	260	15
SAR 250-RXm 5	1060759		1.1	1.5	250	300	19.5
SAR 250-Dm 10-N	1060760		0.75	1	250	300	15.5
SAR 250-Dm 20-N	1060761		0.75	1	250	250	19
SAR 250-Dm 30-N	1060762		1.1	1.5	250	275	26

SAR 250

SAR 250 Dirty Waste Water

MODEL (TANK + ELECTRIC PUMP)	STOCK CODE		POWER P2 kW	POWER P2 HP	TANK CAPACITY L	MAXIMUM FLOW RATE L/min	MAXIMUM HEAD M
SAR 250-TOP 2-Vortex	1060763		0.37	0.50	250	180	6.5
SAR 250-TOP 3-Vortex	1060764		0.55	0.75	250	180	8
SAR 250-RXm 3/20	1060765		0.55	0.75	250	180	8
SAR 250-RXm 4/40	1060766		0.75	1	250	280	9.5
SAR 250-RXm 5/40	1060767		1.1	1.5	250	380	12.5
SAR 250-VXm10/35-ST	1060768		0.75	1	250	400	10.5
SAR 250-VXm10/50-ST	1060769		0.75	1	250	550	9.5
SAR 250-BCm10/50-ST	1060770		0.75	1	250	600	11
SAR 250-VXm 10/35-N	1060771		0.75	1	250	400	10
SAR 250-VXm 15/35-N	1060772		1.1	1.5	250	500	13.5
SAR 250-VXm 10/50-N	1060773		0.75	1	250	550	8.5
SAR 250-VXm 15/50-N	1060774		1.1	1.5	250	650	11
SAR 250-BCm 10/50-N	1060775		0.75	1	250	600	11
SAR 250-BCm 15/50-N	1060776		1.1	1.5	250	750	14

COMPONENTS

- **250-litre** polyethylene tank with cover plate
- Pump with float switch
- Power cable: 10 metres standard equipment with Schuko plug
- Lifting stations with **inlet pipe** Ø 100mm, **discharge pipe** 1¼" to 1½" gas and vent pipe Ø 50mm
- Lowering device (only for VX-ST and MC-ST versions)

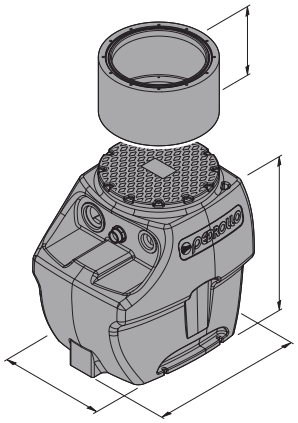

Optional extras available on request

Alarm Kit

Includes:

- Float switch, self-powered siren, control box

300 mm extension kit

Includes:

- Extension kit for the installation of the polyethylene 'SAR' tank at greater depths

300 mm extension kit for VX-I and MC-I versions

Includes:

- Extension kit for the installation of the polyethylene 'SAR' tank at greater depths
- Longer lowering device

All prices exclude VAT. E&OE.

SAR 550

SAR 550 Clear Waste Water - Rainwater

MODEL (TANK + ELECTRIC PUMP)	STOCK CODE		POWER P2 kW	POWER P2 HP	TANK CAPACITY L	MAXIMUM FLOW RATE L/min	MAXIMUM HEAD m
SAR 550-TOP 4 N	1060777		0.75	1	550	320	12.5
SAR 550-TOP 5 N	1060778		0.92	1.25	550	360	15
SAR 550-RXm 4	1060779		0.75	1	550	260	15
SAR 550-RXm 5	1060780		1.1	1.5	550	300	19.5
SAR 550-Dm 10-N	1060781		0.75	1	550	300	15.5
SAR 550-Dm 20-N	1060782		0.75	1	550	250	20
SAR 550-Dm 30-N	1060783		1.1	1.5	550	275	26

SAR 550

SAR 550 Dirty Waste Water

MODEL (TANK + ELECTRIC PUMP)	STOCK CODE		POWER P2 kW	POWER P2 HP	TANK CAPACITY L	MAXIMUM FLOW RATE L/min	MAXIMUM HEAD M
SAR 550-RXm 4/40	1060784		0.75	1	550	280	9.5
SAR 550-RXm 5/40	1060785		1.1	1.5	550	380	12.5
SAR 550-VXm 10/35-ST	1060786		0.75	1	550	400	10.5
SAR 550-VXm 10/50-ST	1060787		0.75	1	550	550	9.5
SAR 550-BCm10/50-ST	1060788		0.75	1	550	600	11
SAR 550-VXm 10/35-N	1034263		0.75	1	550	400	10
SAR 550-VXm 15/35-N	1060789		1.1	1.5	550	500	13.5
SAR 550-VXm 10/50-N	1060790		0.75	1	550	550	8.5
SAR 550-VXm 15/50-N	1060791		1.1	1.5	550	650	11
SAR 550-BCm 10/50-N	1060792		0.75	1	550	600	11
SAR 550-BCm 15/50-N	1060793		1.1	1.5	550	750	14

COMPONENTS

- **350-litre** polyethylene tank with two cover plates
- Two Single-Phase pumps
- Power cable: 10 metres standard equipment with Schuko plug
- Control panel
- Three float switches for: 1) the alternate start-up of one of the two pumps, 2) maximum level for starting-up the second pump, 3) minimum level for switching the pumps off
- Lifting stations with **inlet pipe** Ø 110mm, **discharge pipe** 1½" to 2" gas and vent pipe Ø 50mm
- Lowering device (only for VX-ST and MC-ST versions)

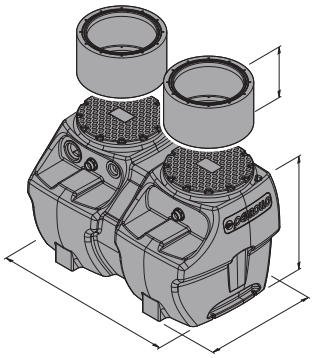

Optional extras available on request

Alarm Kit

Includes:

- Float switch, self-powered siren, control box

300 mm extension kit

Includes:

- Extension kit for the installation of the polyethylene 'SAR' tank at greater depths

Attention: the tank is supplied with two covers. Two extension kits are needed.

300 mm extension kit for VX-I and MC-I versions

Includes:

- Extension kit for the installation of the polyethylene 'SAR' tank at greater depths
- Longer lowering device

Attention: the tank is supplied with two covers. Two extension kits are needed.

GRP Pumps

MODEL Single-Phase	STOCK CODE		MODEL Three-Phase	STOCK CODE		POWER P2 kW	POWER P2 HP	PERFORMANCE Q L/min	PERFORMANCE H m
GRP16WAB*	1002412		-	-		1.1	1.5	360	20.4
GRP16W**	1002413		GRP16D	1002414		1.1	1.5	360	20.4
GRP26WAB*	1002418		GRP26D	1002420		1.8	2.5	324	32.0
GRP26W**	1002419		-	-		1.8	2.5	324	32.0

* WAB models complete with control panel and float
** W models complete with pump only

Control Panels

MODEL	STOCK CODE		VOLT V
SKB6-45/1	1020257		230
SKB6-45/2	1020250		230
SKB9-45/1	1037780		230
SKB9-45/2	1020256		230
SKB6-45/1	1037779		400
SKB6-45/2	1020251		400

Auto Coupling Stations

MODEL	STOCK CODE	
SKB6-45/1	1020254	
SKB6-45/2	1020249	
SKB9-45/2	1020255	

Accessories

MODEL	STOCK CODE	
SKB6-45/2 Pit Cover DN700	1013564	
SKB6-45/2 Auto Coupling Flange	1002628	

Homa Sani Units

MODEL	STOCK CODE		H MAX m	Q MAX m³/h	POWER W	VOLT V
SaniQ Cut	1029200		6.5	6.4	650	230
Saniflux V	1019264		6.5	4.3	650	230

All prices exclude VAT. E&OE.

Tanks & Fittings

Global Pressure Tanks	100
Global Heating Tanks	101
Global Superflow Tanks	102
Aqua System Pressure Tanks	103
Galvanised / Composite Pressure Tanks	104
Pressure Tank Fittings	105

Steel Pressure Tanks

MODEL	STOCK CODE		DIMENSIONS CM H	DIMENSIONS CM W	CONNECTION Inch	WEIGHT KG
2 L PWB Sphere *Pressurewave*	1033556		20.90	12.60	¾"	1.2
2 L PWB Sphere *Pressurewave*	1004917		20.90	12.60	1"	1.2
3 L PWB Sphere *Pressurewave*	1029106		20.90	12.60	¾"	1.3
8 L PWB Sphere *Pressurewave*	1004918		31.56	20.20	1"	2.4
8 L MXB Sphere (16 Bar)*	1021585		31.3	20.20	1"	3.0
12 L PWB Sphere *Pressurewave*	1031393		36.7	23	1"	3.2
12 Horizontal Tank	1004919		36.7	23	1"	3.2
18 L PWB Sphere *Pressurewave*	1060794		36.7	27.9	1"	4.1
24 L PEW Sphere *Econowave*	1004920		44.70	29.20	1"	5.5
24 L MIB 24LX *Stainless Steel*	1035656		44.70	29.20	1"	5.5

20 L PWB Horizontal *Pressurewave*	1004923		29.20	44.70	1"	6.0
60 L PWB Horizontal *Pressurewave*	1004926		42.40	53.00	1"	11.5
60 L PWB Vertical *Pressurewave*	1004928		62.00	38.90	1"	11.5
80 L PWB Horizontal *Pressurewave*	1004930		42.40	72.60	1"	16.2
80 L PWB Vertical *Pressurewave*	1004932		81.50	38.90	1"	16.2
100 L PWB Horizontal *Pressurewave*	1004936		47.50	72.00	1"	19.8
100 L PWB Vertical *Pressurewave*	1004934		80.40	43.00	1"	19.7
130 L GC Vertical *Challenger*	1004940		110.94	40.75	1"	26.6
150 L PWB Vertical *Pressurewave*	1004937		93.80	53.00	1"	34.6
200 L GC Vertical *Challenger*	1004942		105.56	53.29	1¼"	34.2
250 L GC Vertical *Challenger*	1004944		122.75	53.37	1¼"	39.2
325 L GC Vertical *Challenger*	1012270		116.68	66.21	1¼"	48.4
450 L GC Vertical *Challenger*	1004948		155.07	66.06	1¼"	69.8

10 Bar pressure relief valve recommended to be fitted
Maximum Working Pressure: **10 Bar / 150 PSI** Maximum Working Temperature: **90°C / 194°F**
*Available in **16 and 25 Bar** as Max™ and ULaMax™ Series#
**Replacement tank for Presflo Multi

CE ACS Approved WRAS APPROVED PRODUCT NSF Certified to ANSI/NSF 61 KC 수도용 위생안전기준

Fibreglass Pressure Tanks

MODEL	STOCK CODE		DIMENSIONS CM H	DIMENSIONS CM W	CONNECTION Inch	WEIGHT KG
60 L Fibreglass *C2B60*	1005037		65.01	42.13	1"	8.6
80 L Fibreglass *C2B80*	1005039		86.50	42.13	1"	10.9
100 L Fibreglass *C2B100*	1005041		98.03	42.13	1"	12.7
130 L Fibreglass *C2B130*	1005042		124.15	42.13	1"	15.4
200 L Fibreglass *C2B200*	1005044		109.91	54.60	1¼"	20.2
300 L Fibreglass *C2B300*	1005045		164.43	54.60	1¼"	28.1
450 L Fibreglass *C2B450*	1005046		183.16	61.77	1¼"	36.3

8 Bar pressure relief valve recommended to be fitted on fibreglass tanks

Air to Water Fibreglass Tanks

MODEL	STOCK CODE		DIMENSIONS Inch H	DIMENSIONS Inch W	CONNECTION Inch	WEIGHT KG
300 L *C2UTB* **Tank c/w AVC Kit**	1005030		164.43	54.60	1 ¼"	25.8
450 L *C2UTB* **Tank c/w AVC Kit**	1005031		164.43	54.60	1 ¼"	38.2

8 Bar pressure relief valve recommended to be fitted on fibreglass tanks
NOTE: Weights and dimensions on all vessels are for guide purposes only and are subject to change.

All prices exclude VAT. E&OE.

Scan Me!

Flow-Thru Tank

MODEL	STOCK CODE		DIMENSIONS CM		CONNECTION	WEIGHT
			H	W	Inch	KG
80 L GFU Flow-Thru Steel Vertical	1012191		73.56	40.69	1"	15.2

8 Bar pressure relief valve recommended to be fitted.
60°C rated.

globalwater solutions ltd.

Heatwave Pressure Tanks

MODEL	STOCK CODE		DIMENSIONS CM		CONNECTION	WEIGHT
			H	W	Inch	KG
8L Hydrosphere *Heatwave*	1004990		30.95	20.20	¾"	2.0
12 L Hydrosphere *Heatwave*	1004991		36.40	23.00	¾"	2.7
18 L Hydrosphere *Heatwave*	1004992		36.40	27.90	¾"	3.4
24 L Hydrosphere *Heatwave*	1004993		44.40	29.00	¾"	4.3
35 L Hydrosphere *Heatwave*	1004994		47.80	31.80	¾"	6.6
60 L Vertical *Heatwave*	1004995		38.90	57.60	1"	10.3

Maximum Working Temperature: **99°C / 210°F**
Maximum Working Pressure: **6 Bar / 87 PSI**

Heatwave™ tanks are restricted for use in closed loop non potable hot water systems only.
Corrosion inhibitors such as propylene glycol can be used in mixture concentrations up to 50%.
Ethylene glycols should be avoided at all cost.

globalwater solutions ltd.

Solarwave Pressure Tanks

MODEL	STOCK CODE		DIMENSIONS Inches		CONNECTION	WEIGHT
			H	W	Inch	KG
8L Hydrosphere *Solarwave*	1004996		30.95	20.20	¾"	2.2
12 L Hydrosphere *Solarwave*	1004997		36.40	23.00	¾"	2.9
18 L Hydrosphere *Solarwave*	1004998		36.40	27.90	¾"	3.8
24 L Hydrosphere *Solarwave*	1004999		44.40	29.00	¾"	5.0
35 L Hydrosphere *Solarwave*	1005000		47.80	31.80	¾"	6.6
35 L Hydrosphere *Solarwave*	1012188		47.80	31.80	1"	6.6

Maximum system temperature: **130°C / 266°F**
Maximum working pressure: **10 Bar / 150 PSI**

If the temperature of the solar system has the potential to rise above the evaporation point of the solar liquid a condenser chamber or coil is required between the solar collector and SolarWave™ Series expansion tank in order to control the maximum fluid temperature at the SolarWave™ tank.

SolarWave™ tanks are restricted for use in closed loop indirect solar hot water systems only.
Corrosion inhibitors such as propylene glycol can be used in mixture concentrations up to 50%.
Ethylene glycols should be avoided at all cost.

NOTE: Weights and dimensions on all vessels are for guide purposes only and are subject to change.

SuperFlow

SuperFlow™ tanks range from 8 to 10,000 litres and are available in 10, 16 and 25 Bar pressure ratings which makes our range of Global Water Solutions water tanks one of the most comprehensive globally. The interchangeable membrane design of the tank allows you to replace the membrane whenever required, and the built-in pressure gauge, starting at 100 litre size tanks, makes the system-pressure control as easy as possible.

SuperFlow SFB 10 Bar

MODEL	STOCK CODE		DIMENSIONS CM		CONNECTION	WEIGHT
			H	W	Inch	KG
750 L SFB Vertical	1060795		195	75	2"	110
850 L SFB Vertical	1070404		195	80	2"	145
1000 L SFB Vertical	1060796		218	80	2"	165
1500 L SFB Vertical	1029183		238	96	2"	250
2000 L SFB Vertical	1060797		252	110	2"	370
3000 L SFB Vertical	1060798		280	120	2 ½"	550
4000 L SFB Vertical	1060799		310	145	3"	730
5000 L SFB Vertical	1060800		372	145	3"	840
10000 L SFB Vertical	1061809		575	160	4"	1920

SuperFlow MXB/SMB 16 Bar

MODEL	STOCK CODE		DIMENSIONS CM		CONNECTION	WEIGHT
			H	W	Inch	KG
100 L MXB Vertical	1092229		80.4	43.1	1	26
200 L SMB Vertical	1092226					
300 L SMB Vertical	1092227					
500 L SMB Vertical	1092228					
750 L SMB Vertical	1060801		195	75	2"	220
850 L SMB Vertical	1061810		195	80	2"	235
1000 L SMB Vertical	1060802		218	80	2"	250
1500 L SMB Vertical	1060803		238	96	2"	375
2000 L SMB Vertical	1060804		252	110	2"	520
3000 L SMB Vertical	1060805		280	120	2 ½"	780
4000 L SMB Vertical	1060806		310	145	3"	980
5000 L SMB Vertical	1060807		372	145	3"	1140
10000 L SMB Vertical	1061814		575	160	4"	2500

SuperFlow SUB 25 Bar

MODEL	STOCK CODE		DIMENSIONS CM		CONNECTION	WEIGHT
			H	W	Inch	KG
750 L SUB Vertical	1060808		195	75	2"	328
850 L SUB Vertical	1070405		195	80	2"	344
1000 L SUB Vertical	1060809		218	80	2"	368
1500 L SUB Vertical	1060810		238	96	2"	495
2000 L SUB Vertical	1060811		252	110	2"	745
3000 L SUB Vertical	1060812		280	120	2 ½"	910
4000 L SUB Vertical	1060813		310	145	3"	1290
5000 L SUB Vertical	1060814		372	145	3"	1472
10000 L SUB Vertical	1061825		575	160	4"	2980

Interchangable membranes - EPDM for SF12-SF2000, Butyl for SF3000 - SF10000, working temperature **-5°C / 23°F to 90°C / 194°F** - Tank precharge: **4.0 Bar / 58 PSI**

ISO 9001 CE

All prices exclude VAT. E&OE.

Pressure Tanks - 16 Bar

MODEL	STOCK CODE		DIMENSIONS CM H	DIMENSIONS CM W	CONNECTION Inch
24 L VB Vertical	1013602		48.3	28	1"
50 L VBV Vertical	1033702		69.7	36.5	1"
100 L VBV Vertical	1005011		84.90	49.50	1"
200 L VBV Vertical	1005012		108.50	60	1¼"
300 L VBV Vertical	1005013		124.00	65	1¼"
500 L VBV Vertical	1005014		149.00	75	1¼"

16 Bar pressure relief valve recommended to be fitted
High pressure tank with replaceable membrane for pressurised system of sanitary water
Maximum working temperature: **99°C / 210°F**
Maximum working pressure **16 Bar**

Heating Tanks - 8 & 10 Bar

MODEL	STOCK CODE		DIMENSIONS CM H	DIMENSIONS CM W	CONNECTION Inch
100 L VRV Vertical *	1005001		66.30	49.50	1"
200 L VRV Vertical *	1005002		108.50	60.00	1"
300 L VRV Vertical *	1019435		121.2	65.00	1¼"
500 L VRV Vertical *	1005003		143.80	75.00	1¼"
1000 L VRV Vertical **	1012189		216.00	80.00	2"

Pressure relief valve recommended to be fitted in accordance to building regulations
Expansion vessels with replaceable membranes for closed heating systems
Maximum working temperature: **99°C / 210°F**
Maximum working pressure = ***8 Bar up to 500 L**
= ****10 Bar from 750 L to 1500 L**

Pressure Tank - 25 Bar

MODEL	STOCK CODE		DIMENSIONS CM H	DIMENSIONS CM W	CONNECTION Inch
24 L VK Vertical	1012554		48.3	28	1"

NOTE: Dimensions on all vessels are for guide purposes only and are subject to change.

FlowThru Inline Adaptor

MODEL	STOCK CODE		COMPATIBILITY L	SIZE Inch	PRESSURE Bar
IFA - 100 BSP	1070728		2 - 35	1	25
IFA Plus - 100 BSP	1080524		2 - 35	1	25

The FlowThru inline adaptor; compatible with GWS inline tanks with 1" connection. The FlowThru inline adaptor is uniquely designed to ensure maximum circulation in the tank while assuring low pressure drop in the main pipe. The fitting easily assembles with the tank and the insert redirects water through the pressure tank, eliminating the possibility of stagnant water during normal system operation. Featuring multiple orientations for installation, it eliminates the risk of leaking or overtightened connections.

- Reduces the risk of legionnaires disease
- Fittings material: 304 stainless steel
- Insert material: Noryl

Galvanised Vertical Tanks

MODEL	STOCK CODE		DIMENSIONS Mm		PRESSURE	TEMPERATURE
			H	W	Max	Max
200 L	1005047		1430	450	6 Bar	0 / +50 °C
200 L c/w Fittings	1005048		-	-	-	-
300 L	1005049		1529	550	6 Bar	0 / +50 °C
300 L c/w Fittings	1012192		-	-	-	-
500 L	1005051		1821	650	6 Bar	0 / +50 °C
500 L c/w Fittings	1012193		-	-	-	-

Application And Technical Description

Tanks for pressurised water storage are designed for those water systems that need to store pressurised cold water. They cannot work as pressure vessels. These products are made in galvanised mild steel. These tanks are galvanised inside and outside, with immersion in a pool of fused zinc with pureness not below 99.99% (Uni EN 1179).

FWDP Contact Tank (Tank Only)

MODEL	STOCK CODE		DIMENSIONS Inch		WEIGHT	PRESSURE
			H	W	KG	Max
151 L c/w Side Ports	1012256		53.4	16.5	14.1	6 Bar
310 L c/w Side Ports	1012257		64.1	21.4	27	6 Bar
450 L c/w Side Ports	1039735		71.5	181.6	38	6 Bar

Please note, FWDP tanks are not supplied with AVC kits. FWDP most notably features side ports that allow standard air over water or flexible flow application. All threaded ports have stainless steel reinforcing rings, and the tank is lined with a polypropylene liner- non-corrosive and adding zero taste or odour. Continuous wound fibreglass and resin exterior shell will not corrode, and a durable injection moulded plastic base is ribbed for exceptional strength and durability. The base's moulded bolt holes allows for seismic and skid mount applications. Global Water Solutions FWDP is the perfect choice for storage or pressurised air over water contact.

FWDP Air Volume Control Kit

151 L C2UTB	1092553		Air volume control pipe and vent
300 L C2UTB	1005036		Air volume control pipe and vent
450 L C2UTB	1092554		Air volume control pipe and vent

MixMaster

MODEL	STOCK CODE		DIMENSIONS Inch		WEIGHT	PRESSURE
			H	W	KG	Max
300 L BAF- 1¼"NPT	1100889		108	61.4	33	6.9 Bar
450 L BAF - 1¼" NPT	1100258		181.6	61.4	38	6.9 Bar

- 0.6 baffle factor means fewer tanks to maintain 4 log treatment and 20 minutes contact timei
- Holes in lower chamber allow partially mixed water to enter outer chamber
- Max working temperature 49 °C
- Top and bottom domes: injection moulded copolymer polyproplyene

All prices exclude VAT. E&OE.

Assembly for Steel Tanks

MODEL	STOCK CODE	
Vert Fittings only up to 150L only	1004985	
Vert Fittings from 200L to 450L	1004986	
Horz Fittings up to 100L only	1004988	
Pwb/Gc Fittings only to 150L c/w 1" Ball Valve	1000399	
Gc Fitting 150Lt - 450L c/w 1" Ball Valve	1000401	
Horz Fittings up to 100L only c/w Ball Valve	1000400	

* 10 Bar pressure relief valve recommended to be fitted on all steel tanks

Assembly for Fibreglass Tanks

MODEL	STOCK CODE	
Fittings only up to 130L	1005018	
Fittings only from 200L to 450L	1004989	

* 8 Bar pressure relief valve recommended to be fitted on all fibreglass tanks

Automatic Air Feeders for Surge Tanks

MODEL	STOCK CODE	
Amis Medio	1005172	
Insuflair 65	1005173	
Insuflair 300	1005174	
Insulflair 600	1005175	
Supress 2	1005176	
Air volume control deepwell luise	1005177	
Air valve snifter - AVC	1005222	

Wash Pump Fittings

MODEL	STOCK CODE		PSI
PEW 24L wash pump fittings - low	1004921		80
PEW 24L wash pump fittings - medium	1017995		40 - 100
PEW 24L wash pump fittings - high	1004922		82 - 150

Delivery Flange

MODEL	STOCK CODE	
60L Flange	1004966	

Heating

Heating Controllers	107
Heating - Pressurisation Units	112
EPS Central Heating	112
Heating Components	113
Circulating Pumps	116
Press Heating Fittings	119
Multilayer Pipe	124

Hardwired Programmers

Our controller range of hardwired programmers offer a comprehensive solution for all zoning requirements with 1 to 4 channel models available. With market leading functionality such as auto summer / winter time, boost, advance and service interval, these programmers are easy to use.

1 Zone Programmer

MODEL	STOCK CODE		CHANNEL No.	SWITCH OUTPUT	BACKPLATE Pin
R17	1030723		1	Volt Free	6

SWITCH RATING	AMBIENT TEMP RANGE	SCREEN DIMENSIONS	OPERATING PERIODS
5(3)A 230Vac	0-50˚C	100 x 35 mm	3 per day

2 Zone Programmer

MODEL	STOCK CODE		CHANNEL No.	SWITCH OUTPUT	BACKPLATE Pin
R27-HW	1030724		2	230Vac	6

SWITCH RATING	AMBIENT TEMP RANGE	SCREEN DIMENSIONS	OPERATING PERIODS
5(3)A 230Vac	0-50˚C	100 x 35 mm	3 per day

3 Zone Programmer

MODEL	STOCK CODE		CHANNEL No.	SWITCH OUTPUT	BACKPLATE Pin
R37-HW	1030725		3	230Vac	8

SWITCH RATING	AMBIENT TEMP RANGE	SCREEN DIMENSIONS	OPERATING PERIODS
5(3)A 230Vac	0-50˚C	100 x 35 mm	3 per day

4 Zone Programmer

MODEL	STOCK CODE		CHANNEL No.	SWITCH OUTPUT	BACKPLATE Pin
R47	1030726		4	230Vac	8

SWITCH RATING	AMBIENT TEMP RANGE	SCREEN DIMENSIONS	OPERATING PERIODS
5(3)A 230Vac	0-50˚C	100 x 35 mm	3 per day

Hardwired Control Packs - Hardwired

We understand that with ever changing demands on the installer, standard control packs will not cover every installation. With this in mind, we offer a tailor made control pack solution allowing the customer to choose the components required for the task at hand.

2 Zone Heating Control Pack

MODEL	STOCK CODE		COMPRESSION MOTORISED VALVE	PROGRAMMER	THERMOSTAT	
CR221P	1030720		V221P x 2	R27-HW x 1	CM2 x 1	WRP x 1

3 Zone Heating Control Pack

MODEL	STOCK CODE		COMPRESSION MOTORISED VALVE	PROGRAMMER	THERMOSTAT	
CR3P	1030722		V221P x 3	R37-HW x 1	CM2 x 2	WRP x 1

4 Zone Heating Control Pack

MODEL	STOCK CODE		COMPRESSION MOTORISED VALVE	PROGRAMMER	THERMOSTAT	
CR4P	1060815		V221P x 4	R47 x 1	CM2 x 3	WRP x 1

These two port valves come with a light, detachable button and a detachable cable.

2 Port Valve - Compression

MODEL	STOCK CODE		CONNECTION TYPE	FLOW RATE KV	MAX. CLOSE OFF PRESSURE Bar
V221P	1030716		¾"	4.6	1.0

SWITCH RATING	MAX AMBIENT TEMP	MAX FLUID TEMP
11(3)A 230Vac	50˚C	88˚C

All prices exclude VAT. E&OE.

Room Thermostat

MODEL	STOCK CODE		SWITCH RATING
CM2*	1030727		10(3)A 230 & 24Vac

CONTACT TYPE	TEMP RANGE	IP RATING	SWITCHING DIFFERENTIAL
SPDT	5-35˚C Limitable	IP20	±1˚C

Pipe / Cylinder Thermostat

MODEL	STOCK CODE		SWITCH RATING
WRP	1030728		16(4)A 230Vac

SENSOR TYPE	TEMP RANGE	IP RATING	SWITCHING DIFFERENTIAL
Gas filled	0-90˚C	IP20	±5˚C



TRV Twin Pack - Angled

MODEL	STOCK CODE		CONNECTION TYPE mm	BI DIRECTIONAL	ACCESSORIES
EMTRV	1030729		15	Yes	2 x 1/2" olives

SENSOR TYPE	TEMP RANGE	MAX. DIFFERENTIAL PRESSURE
Liquid filled	7-28˚C	0.6 Bar

Battery Operated Non-Programmable

MODEL	STOCK CODE		POWER SUPPLY	SWITCH RATING	CONTACT TYPE
CRT2	1030730		2 x AA Batteries	8A 230 VAC	SPDT Volt Free

SENSOR TYPE	TEMP RANGE	MAX. DIFFERENTIAL PRESSURE
NTC10K	5-35˚C	0.2 - 1.0ºC

RF Programmers - Radio Frequency

The RF controls offer a reliable alternative to traditional hardwire systems. Room and pipe / cylinder thermostats are available with market leading transmission of RF signal and a simple user inter-face. These components are wi-fi ready and can be integrated with the EMBER heating control app to provide total control of your heating system anywhere anytime.

RF Room/ Cylinder Thermostat

MODEL	STOCK CODE		TYPE	TEMP RANGE	MOUNTING TYPE
RFR	1031234		Room thermostat	5-35˚C	wall or free standing
RFC	1031235		Cylinder thermostat	10-90˚C	wall with 1.5m cable sensor

RF RANGE	AMBIENT TEMP RANGE	DIMENSION	POWER SUPPLY
Max 30m	0-50˚C	86 x 86 x 25mm	2 x AAA (incl.)

1 Zone RF Receiver

MODEL	STOCK CODE		TYPE	CONTACT RATING	MOUNTING TYPE
RF1	1301236		1 Zone RF Receiver	8A	wall

RF RANGE	AMBIENT TEMP RANGE	DIMENSION	POWER SUPPLY
Max 30m	0-50˚C	84 x 84 x 30mm	230Vac ±10%

Gateway

MODEL	STOCK CODE		TYPE	POWER SUPPLY	MOUNTING TYPE
GW01	1031236		RF/WiFi Interface	230Vac ±10%	wall or free standing

RF RANGE	AMBIENT TEMP RANGE
Max 30m	0-50˚C

RF Heating Control Pack

MODEL	STOCK CODE		TYPE	KIT	MOUNTING TYPE	ZONE
R27-RF Pack	1080377		RF/Wi-Fi	1R27-RF, 1RFR, 1RFC, 1GW01	wall or free standing	2
R37-RF Pack	1080378		RF/Wi-Fi	1R37-RF, 2RFR, 1RFC, 1GW01	wall or free standing	3
R47-RF Pack	1080379		RF/Wi-Fi	1R47-RF, 3RFR, 1RFC, 1GW01	wall or free standing	4

All prices exclude VAT. E&OE.

1 Zone Programmer

MODEL	STOCK CODE		NUMBER OF CHANNELS	SWITCH OUTPUT	BACKPLATE TYPE
R17-RF	1031230		1	Volt Free SPDT	6 pin

SWITCH RATING	AMBIENT TEMP RANGE	SCREEN DIMENSION	OPERATING PERIODS
5(3)A 230Vac	0-50˚C	100 x 35mm	3 per day

2 Zone Programmer

MODEL	STOCK CODE		NUMBER OF CHANNELS	SWITCH OUTPUT	BACKPLATE TYPE
R27-RF	1031231		2	230Vac SPDT	6 pin

SWITCH RATING	AMBIENT TEMP RANGE	SCREEN DIMENSION	OPERATING PERIODS
5(3)A 230Vac	0-50˚C	100 x 35mm	3 per day

3 Zone Programmer

MODEL	STOCK CODE		NUMBER OF CHANNELS	SWITCH OUTPUT	BACKPLATE TYPE
R37-RF	1031232		3	230Vac SPDT	8 pin

SWITCH RATING	AMBIENT TEMP RANGE	SCREEN DIMENSION	OPERATING PERIODS
5(3)A 230Vac	0-50˚C	100 x 35mm	3 per day

4 Zone Programmer

MODEL	STOCK CODE		NUMBER OF CHANNELS	SWITCH OUTPUT	BACKPLATE TYPE
R47-RF	1031233		4	230Vac SPST	8 pin

SWITCH RATING	AMBIENT TEMP RANGE	SCREEN DIMENSION	OPERATING PERIODS
5(3)A 230Vac	0-50˚C	100 x 35mm	3 per day

The CN 125 HL pressurisation unit is a single pump floor standing unit equipped with a Pedrollo PQAM60 single phase pump. It is designed to provide water pressure and protection for boiler systems. The equipment is suitable for systems operating at pressures up to 4 Bar (g), the individual pressurisation set should be selected for the required cold fill pressure.

CN Mechanical Unit Dimensions

TYPE	STOCK CODE		DIMENSION			Connection (BSP Male)	Weight
			Width (mm)	Depth (mm)	Height (mm)		Kg
CN125 HL	1028354		770	530	700	1/2"	23

Enclosed type units for use with expansion vessels to provide a minimum system pressure requirement. Available with various options to provide an economical alternative with no sacrifice in quality.

Pump Information

MODEL	STOCK CODE		P2		Q	H
			kW	HP	L/min	m
PQAm 60	1000063		0.37	0.50	2÷32	38÷5

EPS CENTRAL HEATING

EPS can custom build a bespoke central heating system to cater for any flow and pressure requirements the client may have.

Central Heating - Boiler Top-Up Units

MODEL	STOCK CODE	
CPM130n Pump On Presflo	1000079	
CPM130n Pump Twin Presflo	1000080	

Bunded Oil Tank

MODEL	STOCK CODE	
Tank 650L Green Bunded	1031356	

All prices exclude VAT. E&OE.

Central Heating Air Vent

MODEL	STOCK CODE		CONNECTION	PRESSURE Bar
FC Flexvent	1025793		½"	0.2 - 6

- Suitable for venting of air from heating and chilled systems with additives of glycel (max 50%)
- Max Temperature: 120°C

Sludge Removal Filters FDM Magnetic

MODEL	STOCK CODE		CONNECTION	PRESSURE Bar
FDM 1 Polyamide	1060816		¾"	3
FDM 2/C Brass	1060817		¾"	3
FDM 3 Polyamide	1060818		¾"	3

- FDM filters remove metallic and non-metallic particles that can damage the closed circuit (loop), especially during the initial working period; later, the constant flow of liquid through the filter during normal operation gradually removes all the particles
- Max Temperature: 90°C
- Filter Micron: 650
- Body PA66 Polyamide

Hot Water Cleaning Filters

MODEL	STOCK CODE		CONNECTION	PRESSURE Bar
Hydropul Hot 1	1060819		¾"	8
Hydropul Hot 2	1060820		¾"	8
Hydropul Hot 3	1060821		1"	8

- The HYDROPUL cleaning filters are designed with innovative solutions for cartridge cleaning system efficiency, thanks to the cross flow washing that ensures a high level of particle removal from the cartridge. The filter has a nominal rating of 70 micron. When the filtering element is clogged, the drain ball valve at the bottom of the filter simply opens to activate the cleaning operation.
- Max Temperature: 70°C
- Min Temperature: 4°C
- Suitable for drinking water

Vortex Dirt Separator

MODEL	STOCK CODE		CONNECTION	PRESSURE Bar	TEMPERATURE
OR Vortex Magnetic	1060822		3/4"	3	90 °

- The under boiler magnetic dirt separator VORTEX allows for the removal of dirt and debris from the heat transfer fluid circulating within the heating system. It is used in systems where it is necessary to effectively remove the impurities from heat transfer fluid. The debris dissolved in the heat transfer fluid are deposited inside the main part of the system such as radiators etc. The magnetic dirt separator VORTEX protects and keeps all components of the system at full efficiency while separating the impurities by means of a cyclonic technology.
- Max Glycol: 50%
- Flow: 3.5m³h
- Hose Fitting: ¾"

These automatic safety valves are designed to open in the event that the internal pressure of the system exceeds the value for which it was designed (Preset Nominal Pressure - Pnr), allowing the fluid to be released through it.

The safety valve resets automatically when the internal pressure of the system returns below the preset nominal pressure of the valve. All the moving parts of this safety valve, including the spring, are isolated from the fluid by an industrial rubber diaphragm. The increased discharge confronted to the inlet gives the safety valve a high discharge flow capacity.

The manual handwheel allows the opening of the valve at pressure values lower than the setting value, in order to check at any time its functioning. The safety valve with manual handwheel satisfies the essential safety requirements stipulated in the EU Pressure Equipment Directive PED 2014/68/EU.

Preset Safety Valves - Class H

MODEL	STOCK CODE		PART ID	PRESSURE Bar
½" x ¾"	1100825		0477.127	2.5
½" x ¾"	1100826		0477.132	3
¾" x 1"	1100827		0477.227	2.5
¾" x 1"	1100835		0477.232	3
1" x 1¼"	1100836		0477.327	2.5
1" x 1¼"	1100845		0477.332	3
1¼" x 1½"	1100853		0477.427	2.5
1¼" x 1½"	1100854		0477.432	3

PERFORMANCE - Class H

Pressure
Preset nominal pressure (Pnr) factory set and sealed 2.5 - 3 bar
Min. sealing pressure (Pc) Pnr - 0.20 bar
Max. opening pressure (Po) Pnr +0.20 bar
Re closing pressure (Pf) Pnr 0.5 bar

Type Approved Component
TÜVRheinland CERTIFIED
www.tuv.com ID 0000015489

Compatible Fluids
Heat transfer fluids- according to UNI 8065 § 6
Glycolate solutions - glycol 50%

Type Approved Component
TÜVRheinland CERTIFIED
www.tuv.com ID 0000015508

Threading
Pipeline connections according to EN 10226-1

Certification
TÜV

CE

All prices exclude VAT. E&OE.

Preset Safety Valves - Class W

MODEL	STOCK CODE		PART ID	PRESSURE Bar
½" x ¾"	1100825		0477.127	4
½" x ¾"	1100826		0477.132	5
½" x ¾"	1100835		0477.227	6
½" x ¾"	1100836		0477.232	7
½" x ¾"	1100840		0477.327	8
½" x ¾"	1100845		0477.332	9
½" x ¾"	1100853		0477.427	10
¾" x 1"	1100837		0477.242	4
¾" x 1"	1100838		0477.252	5
¾" x 1"	1100839		0477.262	6
¾" x 1"	1100840		0477.272	7
¾" x 1"	1100841		0477.282	8
¾" x 1"	1100842		0477.292	9
¾" x 1"	1100843		0477.299	10
1" x ¼"	1100846		0477.342	4
1" x ¼"	1100847		0477.352	5
1" x ¼"	1100848		0477.362	6
1" x ¼"	1100849		0477.372	7
1" x ¼"	1100850		0477.382	8
1" x ¼"	1100851		0477.392	9
1" x ¼"	1100852		0477.399	10
1¼" x 1½"	1100855		0477.442	4
1¼" x 1½"	1100856		0477.452	5
1¼" x 1½"	1100857		0477.462	6
1¼" x 1½"	1100858		0477.472	7
1¼" x 1½"	1100859		0477.482	8
1¼" x 1½"	1100853		0477.492	9
1¼" x 1½"	1100861		0477.499	10

PERFORMANCE - Class W

Pressure
Preset nominal pressure (Pnr) factory set and sealed 4 - 5 - 6 - 7 - 8 - 9 - 10 bar
Min. sealing pressure (Pc) Pnr - 5%
Max. opening pressure (Po) Pnr +5%r
Re closing pressure (Pf) Pnr - 25%

Compatible Fluids
Heat transfer fluids- according to UNI 8065 § 6
Glycolate solutions - glycol 50%

Threading
Pipeline connections according to EN 10226-1

Certification
TÜV - TUV certified 95°

ES2

ES2

MODEL Single Phase	STOCK CODE		POWER P_2 kW	HEAD M	VOLT V
25-60/130	1012220		0.042	6	230
25-70/130	1012221		0.056	7	230

- Ideal performance, with greater efficiency than required by regulatory standards (EEI ≤ 0,20)
- Pump housing available in cast iron, plastic composite material and plastic composite material with air separator
- Multi speed options to choose from to optimise your system with min-max mode
- Standard high efficiency circulator with permanent magnet motor
- Maximum power and minimum size: the smallest on the market
- Automatic detection of air in the system - flashing white LED
- The pump is pre-set for maximum energy saving

ES2 Adapt

MODEL Single Phase	STOCK CODE		POWER P_2 kW	HEAD M	VOLT V
25-60/130	1012222		0.042	6	230
25-70/130	1012223		0.056	7	230
25-70/180	1013772		0.056	7	230

- The activeADAPT mode enables the circulator to actively adapt its performance to the demands of the system during short control intervals. If the system requirements suddenly change, the circulator will automatically find the perfect curve
- Ideal performance, with greater efficiency than the energy efficiency rating required by regulatory standards (EEI ≤ 0,20)
- The LED indicator allows optimum visibility of the state of the circulator in every situation
- 100% Italian technological excellence
- Premium high efficiency circulator with permanent magnet motor
- Maximum power and minimum size: the smallest on the market
- Ideal performance: with control electronics for advanced features
- Automatic detection of air in the system - flashing white LED

ES2 SOLAR

ES2 Solar

MODEL Single Phase	STOCK CODE		POWER P_2 kW	HEAD M	VOLT V
15-60/130	1013773		0.042	6	230
25-60/130	1012224		0.042	6	230

- Min-Max mode: allows to set the exact working point across the range
- Very high degrees of efficiency due to permanent magnet motor
- Designed to withstand temperature peaks of up to 130°C
- Compact design: the smallest available on the market
- Hydraulics designed for solar thermal systems
- Compliance with ErP Directive

All prices exclude VAT. E&OE.

ES MAXI

ES Maxi

MODEL Single Phase	STOCK CODE		POWER P_2 kW	HEAD M	VOLT V
25-100/180	1013774		0.175	10	230
32-80/180	1020084		0.140	8	230
32-100/180	1012225		0.175	10	230
40-80/220F	1033650		0.35	10	230
40-100/220F	1017952		0.35	10	230
40-120/250F	1017953		0.48	12	230
40-180/250F	1017954		0.8	18	230
50-100/280F	1033651		0.52	12	230
50-120/280F	1017955		0.52	12	230
50-180/280F	1017956		0.8	18	230

- Ability to communicate with automated systems utilising MODBUS and 0-10V interfaces
- ALL-IN concept: saving investment costs and operation through communication inputs supplied as standard
- Maximum savings on operating costs thanks to high-efficiency technology combined with speed control
- Premium high efficiency circulator with permanent magnet motor
- Eco Mode with dynamic differential pressure setpoint adjustment
- DUAL: dual pump smart operation
- Compliance with ErP Directive

Second Return

MODEL Single Phase	STOCK CODE		POWER P_2 kW	HEAD M	VOLT V
ES2 Pure 15-40/130	1018000		0.04	4	230

- The composite plastic material guarantees the highest hygiene standards and reduces drastically incrustations and oxidations
- The pump housing realized in composite plastic material is designed to work at high temperatures (TF95)
- A single model replaces up to 5 models offered by other manufacturers
- A LED provides information about the operation status of the circulator
- Electronic controls allow to set the necessary working point
- Maximum energy efficiency
- Low power consumption
- Silent operation

Circulating Pump Pipe Union

MODEL	STOCK CODE	
1 ½ x 1 F CI	1029748	
2 x 1 ¼ F CI	1029749	
1 x ½ F Brass	1029750	
1 ½ x 1 F Brass	1029751	
2 x 1 ¼ F Brass	1029752	

TACOFLOW 3 MAX

Tacoflow 3 Max

MODEL Single Phase	STOCK CODE		POWER P_2 W	HEAD M	VOLT V
25-60/180	1081302		16 - 115	6	230
25-80/180	1081303		16 - 155	8	230
25-100/180	1081304		16 - 180	10	230
32-60/180	1081305		16 - 115	6	230
32-80/180	1081306		16 - 155	8	230
32-100/180	1081308		16 - 180	10	230

- Glandless circulator pumps for hot water systems in residential and commercial buildings
- The pump can be installed both horizontally or vertically. The arrow indicating the medium's flow direction must be observed
- Media temperature range from -10 °C +110 °C
- ActiveADAPT function: Automatic adaption of the pump rate to the specific requirements of the system
- A colour LED indicates the current operating state

TACOFLOW 3 MAX PRO

Tacoflow 3 Max Pro

MODEL Single Phase	STOCK CODE		POWER P_2 W	HEAD M	VOLT V
25-60/180 Pro	1081311		16 - 115	6	230
25-80/180 Pro	1081330		16 - 155	8	230
25-100/180 Pro	1081325		16 - 180	10	230
32-60/180 Pro	1081327		16 - 115	6	230
32-80/180 Pro	1081328		16 - 155	8	230
32-100/180 Pro	1081329		16 - 180	10	230

- Glandless circulation pumps for hot water heating, air conditioning, cooling, geothermal and solar thermal systems in residential and commercial buildings
- The pump can be installed both horizontally or vertically. The arrow indicating the medium's flow direction must be observed
- Media temperature range from -10 °C +110 °C
- Simple setting of the output curves by means of push-buttons
- Screen for displaying technical information
- With activeADAPT variable proportional pressure curves and constant pressure curves

Jolly - Cold

MODEL Single Phase	STOCK CODE		POWER P_2 W	HEAD Bar	FLOW LPM	VOLT V
Jolly 12 WRAS - Single	1081892		1 x 245	+ 1.25	20	230
Jolly 25 WRAS - Twin	1081893		2 x 245	+ 2.5	20	230

- WRAS temperature range max 40 °C

Jolly Twin - Hot & Cold

MODEL Single Phase	STOCK CODE		POWER P_2 W	HEAD Bar	FLOW LPM	VOLT V
Jolly 12 - Hot & Cold	1081896		2 x 245	2 x 1.2	2 x 53	230

- WRAS temperature range max 40 °C

All prices exclude VAT. E&OE.

PFP Straight Coupler 710

DIMENSIONS mm	STOCK CODE		PACK QTY
16	1071118		10
20	1071119		10
26	1071120		5
32	1071121		2

PFP Reducing Straight 710

DIMENSIONS mm	STOCK CODE		PACK QTY
20 x 16	1071131		10
26 x 16	1071132		5
26 x 20	1071133		5
32 x 20	1071134		2
32 x 26	1071135		2

PFP Straight Coupler M.I.X Pipe 711

DIMENSIONS mm	STOCK CODE		PACK QTY
½"M x 16	1071136		10
¾"M x 16	1071141		10
½"M x 20	1071139		10
¾"M x 20	1071137		10
¾"M x 26	1071142		5
1"M x 26	1071138		5
1"M x 32	1071144		2
1"M x 20	1071143		5

PFP Straight Coupler F.I.X Pipe 712

DIMENSIONS mm	STOCK CODE		PACK QTY
½"F x 16	1071145		10
¾"F x 16	1071150		10
½"F x 20	1081287		10
¾"F x 20	1071146		10
¾"F x 26	1071151		5
1"F x 26	1071147		5
1"F x 32	1071153		2
1"F x 20	1071152		5

PFP Compression Coupler

DIMENSIONS mm	STOCK CODE		PACK QTY
15 x 16	1081299		10
22 x 20	1081300		10
22 x 26	1081301		5
½"C x 16	1071154		10
¾"C x 20	1071155		10
¾"C x 26	1071157		10
1"C x 26	1071228		5
1"C x 32	1071158		2

PFP Elbow 715

DIMENSIONS mm	STOCK CODE		PACK QTY
16	1071159		10
20	1071160		10
26	1071161		5
32	1071162		2

PFP Radiator Elbow

DIMENSIONS mm	STOCK CODE		PACK QTY
16 x 300	1071225		1

PFP Elbow M.I.X. Pipe 716

DIMENSIONS mm	STOCK CODE		PACK QTY
½"M x 16	1071163		10
¾"M x 16	1081286		10
½"M x 20	1071167		10
¾"M x 20	1071164		10
¾"M x 26	1071168		5
1"M x26	1071165		5
1"M x 32	1071170		2
1"M x20	1071169		5

All prices exclude VAT. E&OE.

PFP Elbow F.I.X Pipe 717

DIMENSIONS mm	STOCK CODE		PACK QTY
½"F x 16	1071171		10
¾"F x 16	1081284		10
½"F x 20	1071174		10
¾"F x 20	1071172		10
¾"F x 26	1071176		5
1"F x 26	1071452		5
1"F x 32	1071178		2
1"F x 20	1071177		5

PFP Equal Tee 718

DIMENSIONS mm	STOCK CODE		PACK QTY
16	1071182		10
20	1071183		10
26	1071184		5
32	1071185		2

PFP Reducing Tee 718

DIMENSIONS mm	STOCK CODE		PACK QTY
16 x 16 x 20	1071186		10
20 x 16 x 16	1071187		10
20 x 16 x 20	1071188		10
20 x 20 x 16	1071189		10
20 x 20 x 26	1071190		5
26 x 16 x 16	1071226		5
26 x 26 x 16	1071195		5
26 x 20 x 20	1071193		5
26 x 20 x 26	1071194		5
26 x 26 x 20	1071196		5
26 x 16 x 20	1071191		5
32 x 20 x 32	1071199		2
32 x 26 x 26	1071201		2
26 x 20 x 16	1081285		5
26 x 16 x 26	1071192		5
32 x 32 x 16	1071203		2
32 x 32 x 20	1071204		2
32 x 32 x 26	1071205		2

PFP Wallplate Elbow F.I.X. Pipe 721

DIMENSIONS mm	STOCK CODE		PACK QTY
½"F x 16	1071206		10
½"F x 20	1071207		10

PFP Female Centred Tee 730

DIMENSIONS mm	STOCK CODE		PACK QTY
16 x 16 x ½"F	1071213		10
20 x 20 x ½"F	1081282		10
20 x 20 x ¾"F	1071214		10
26 x 26 x ¾"F	1081283		5
32 x 32 x 1"F	1071215		2

PFP Stop End 751

DIMENSIONS mm	STOCK CODE		PACK QTY
16	1071216		10
20	1071217		10
26	1071218		5
32	1071219		2

Shower Bracket

DIMENSIONS mm	STOCK CODE		PACK QTY
½" x 16	1071224		5

Nickel Plated PFP Nut & Insert Adaptor to Copper Compression

DIMENSIONS mm	STOCK CODE		PACK QTY
14.7/15 x 16	1071210		10

Brass PFP Nut & Insert Adaptor to Copper Compression

DIMENSIONS mm	STOCK CODE		PACK QTY
¾" x 20	1071211		5
1" x 26	1071212		5

All prices exclude VAT. E&OE.

IP80 Lever Ball Valve

DIMENSIONS mm	STOCK CODE		PACK QTY
16	1071220		1
20	1071221		1
26	1071222		1
32	1071223		1

Brass Manifolds (with Adaptors)

DIMENSIONS mm	STOCK CODE		PACK QTY
¾" x 16 (2 Port) Manifold	1071108		1
¾" x 16 (3 Port) Manifold	1071110		1
¾" x 16 (4 Port) Manifold	1071112		1
1" x x 16 (2 Port) Manifold	1071109		1
1" x x 16 (3 Port) Manifold	1071111		1
1" x x 16 (4 Port) Manifold	1071456		1

PFP Stud Adaptor

DIMENSIONS mm	STOCK CODE		PACK QTY
½" x 16	1081290		10
½" x 20	1081291		10
¾" x 26	1081292		5
¾" x 20	1081293		5
1" x 32	1081294		2
1" x 26	1081295		2
22 x 20	1081296		10
22 x 26	1081297		10

Suitable for motorised valves

Pipe Reamer

DIMENSIONS mm	STOCK CODE		ITEM
16 - 26	1071238		PR162025
16 - 32 Professional	1081323		PR1632R
20 - 32	1071239		PR202532

Pipe Cutters

DIMENSIONS mm	STOCK CODE		ITEM
Up to 32	1081312		MTC0732
Up to 64	1081313		MTC0764

PRODUCT OVERVIEW

PF Press multilayer composite pipe is made up of 5 layers that comprise of an inner and outer PERT layer, a central aluminium layer, bonded together by tow adhesive layers. The aluminium layer is butt welded to give a complete oxygen barrier seal.

Technical installation and data sheet available on request

Why Multilayer?

- Lightweight and easy to handle
- Ease of bending and flexibility means less fittings required
- Dimensions from 16mm to 32mm
- Easy bending with no loss of rigidity
- No welding/gluing
- Can be used with all water types
- No scale build up
- Corrosion resistant
- Minimal length expansion
- Pressure and temperature resistant

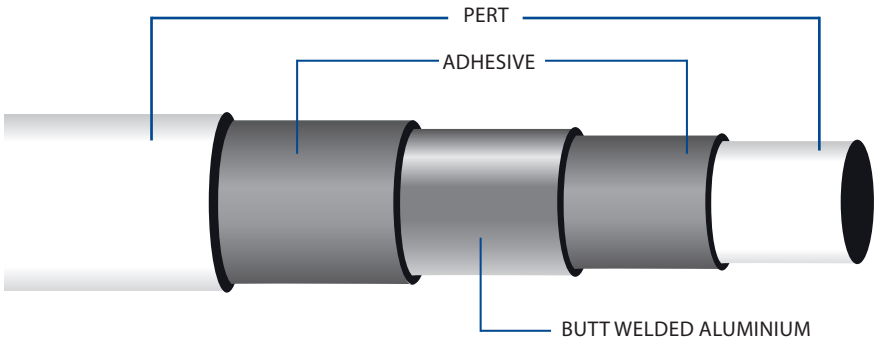

Insulated Multilayer Plain Pipe (Coil PRT) IW

DIMENSIONS mm	STOCK CODE		PACK QTY	LENGTH m	ITEM
16	1081322		1	100	PRT 16100IW
20	1081318		1	50	PRT 2050IW
26	1081320		1	50	PRT 2650IW
32	1081321		1	25	PRT 3225IW

Also available in red & blue lengths

Multilayer Plain Pipe (Length PRT) L

DIMENSIONS mm	STOCK CODE		PACK QTY	LENGTH m	ITEM
16	1071234		25	4	PRT164L
20	1071235		20	4	PRT204L
26	1071236		10	4	PRT264L
32	1071237		5	4	PRT324L



Multilayer Plain Pipe (Coil PRT)

DIMENSIONS mm	STOCK CODE		PACK QTY	LENGTH m	ITEM
16	1081314		1	100	PRT 16100
20	1081315		1	100	PRT 20100
26	1081316		1	50	PRT 2650
32	1081324		1	25	PRT 3225

All prices exclude VAT. E&OE.

Boosting & Storage Tanks

Multiboost: Water Boosting Systems	126
Multiboost: Tank Capacities	130
Multiboost: Xilent Range	131
Multiboost: GRP Industrial Range	132
Multiboost Accessories	133
Multipack	135
Leak & Temperature Detection	135
Multiboost: Assist Tanks	136
Water Storage Tanks	137
Chemical Storage Tanks	142
Pressure Boosting Sets	143
Powerboost: Clean Water Booster Sets	148

Multiboost Video

Multiboost Dos & Donts

Multiboost Installation

Multiboost Website

Multiboost Xilent (DG PED) Website

O&M & Commissioning

Scan with your iPhone camera or QR reader to view

MULTIBOOST

Simplicity Range

Multiboost Simplicity is the entry level system in the Multiboost family. It has been designed to fit through a standard doorway, which makes it very convenient for new or existing properties. It can be easily fitted under a stairs or in a utility room.

Multiboost Simplicity has the added benefit of an adjustable control unit and the function of managing the cut-in pressure for demand of water from .8 to 2.2 Bar as standard as well as dry run protection.

The Slimline range is ideal for 3 - 5 bedroom houses, with poor water pressure and flow and where floor space is limited.

All measurements include controllers for guide purposes only.

SIMPLICITY *Slimline/ Utility*

Simplicity: 350L & 450L (Vario)

MODEL	STOCK CODE		POWER P2		PERFORMANCE		HEIGHT	LENGTH	WIDTH
					Q	H			
Single-Phase			kW	HP	L/min	m	mm	mm	mm
350L* Simplicity Slimline *(Vario)*	1031919		0.55	0.75	80	42	1500	N/A	584
450L Simplicity Utility *(Vario)*	1033476		0.55	0.75	80	42	1300	N/A	760

* Please note the 300L Simplicity system will increase to 350L working capacity from February 2020.

SIMPLICITY *Rectangular*

Simplicity: 200L, 270L, 345L & 455L (Vario)

MODEL	STOCK CODE		POWER P2		PERFORMANCE		HEIGHT	LENGTH	WIDTH
					Q	H			
Single-Phase			kW	HP	L/min	m	mm	mm	mm
200L Simplicity Rectangular *(Vario)*	1036386		0.55	0.75	80	42	670	1006	475
270L Simplicity Rectangular *(Vario)*	1033898		0.55	0.75	80	42	665	1571	475
345L Simplicity Rectangular *(Vario)*	1081647		0.55	0.75	80	42	750	1571	475
455L Simplicity Rectangular *(Vario)*	1070477		0.55	0.75	80	42	850	1765	580

SIMPLICITY *Rectangular*

Simplicity: 300L & 500L (Vario)

MODEL	STOCK CODE		POWER P2		PERFORMANCE		HEIGHT	LENGTH	WIDTH
					Q	H			
Single-Phase			kW	HP	L/min	m	mm	mm	mm
300L Simplicity Rectangular *(Vario)*	1033899		0.55	0.75	80	42	945	1045	665
500L Simplicity Rectangular *(Vario)*	1033900		0.55	0.75	80	42	1050	1117	727

All prices exclude VAT. E&OE.

MULTIBOOST

Compact, Slimline, Utility, Bunded & Rectangular Ranges

This Multiboost range has been designed to provide the end user with a variety of options in terms of water storage and usage requirements as well as availability of space. Typical installation areas include garages, plant rooms, utility rooms and basements.

Our all-in-one tank and pump unit is designed to remove the headache for your installer. It is a packaged unit and therefore is fast and easy to install, with the benefit of removable unions and a controller on the pressure tank.

All measurements apply from the base of unit to top of controller.

COMPACT

Compact: 125L

MODEL	STOCK CODE		POWER		PERFORMANCE		HEIGHT	LENGTH	WIDTH
			P2		Q	H			
Single-Phase			kW	HP	L/min	m	mm	mm	mm
125L Compact Fixed Speed	1019648		0.55	0.75	80	42	850	560	490
125L Compact Fixed Speed Auto Tech	1028178		0.55	0.75	80	42	760	560	490
125L Compact Variable Speed	1019649		0.75	1	80	63	850	560	490

The Multiboost Compact has been designed for smaller properties with low water pressure and flow is at a premium.

SLIMLINE

Slimline: 200L & 350L

MODEL	STOCK CODE		POWER		PERFORMANCE		HEIGHT	LENGTH	WIDTH
			P2		Q	H			
Single-Phase			kW	HP	L/min	m	mm	mm	mm
200L Slimline Fixed Speed	1012150		0.55	0.75	80	42	1190	N/A	584
350L* Slimline Fixed Speed	1001906		0.55	0.75	80	42	1580	N/A	584
350L* Slimline Variable Speed	1001905		0.75	1	80	63	1580	N/A	584

The Multiboost Slimline will fit through a standard doorway and is suitable where floor space is limited.
* Please note the 300L slimline system will increase to 350L working capacity from February 2020.

UTILITY

Utility: 250L, 450L & 750L

MODEL	STOCK CODE		POWER		PERFORMANCE		HEIGHT	LENGTH	WIDTH
			P2		Q	H			
Single-Phase			kW	HP	L/min	m	mm	mm	mm
250L Utility Fixed Speed	1001909		0.55	0.75	80	42	1033	N/A	760
250L Utility Variable Speed	1012151		0.75	1	80	63	1033	N/A	760
450L Utility Fixed Speed	1001911		0.55	0.75	80	42	1393	N/A	760
450L Utility Variable Speed	1001912		0.75	1	80	63	1393	N/A	760
750L Utility Fixed Speed	1001916		0.55	0.75	80	42	2113	N/A	760
750L Utility Variable Speed	1012152		0.75	1	80	63	2113	N/A	760

The Multiboost Utility range is designed for domestic and light commercial use where there is low mains pressure and where pressure fluctuates. The Utility range is designed for areas where floor space is not restricted.

UTILITY

Utility: 650L & 1000L

MODEL	STOCK CODE		POWER P2		PERFORMANCE		HEIGHT	LENGTH	WIDTH
Single-Phase			kW	HP	Q L/min	H m	mm	mm	mm
650L Utility Fixed Speed	1028679		0.55	0.75	80	42	1355	1083	670
650L Utility Variable Speed	1075984		0.75	1	80	63	1355	1083	670
1000L Utility Fixed Speed	1001925		0.55	0.75	80	42	1660	1688	563
1000L Utility Variable Speed	1012153		0.75	1	80	63	1710	1688	563

The Multiboost Utility range is designed for domestic and light commercial use where there is low mains pressure and where pressure fluctuates. The Utility range is designed for areas where floor space is not restricted.

BUNDED

Bunded: 250L & 650L

MODEL	STOCK CODE		POWER P2		PERFORMANCE		HEIGHT	LENGTH	WIDTH
Single-Phase			kW	HP	Q L/min	H m	mm	mm	mm
250L Bunded Fixed Speed (Auto)	1019276		0.55	0.75	80	42	1478	N/A	760
250L Bunded Variable Speed	1019650		0.75	1	80	63	1478	N/A	760
650L Bunded Fixed Speed (Auto)	1028680		0.55	0.75	80	42	1174	N/A	752

The Multiboost Bunded range is designed for commercial use where there is low mains water and pressure fluctuates. The inner tank acts as the primary storage container, while the outer tank acts as a fail safe in the event of a spill.

RECTANGULAR

Rectangular: 300L & 500L (Presflo Multi)

MODEL	STOCK CODE		POWER P2		PERFORMANCE		HEIGHT	LENGTH	WIDTH
Single-Phase			kW	HP	Q L/min	H m	mm	mm	mm
300L Rectangular Fixed Speed (Multi)	1017488		0.55	0.75	80	42	960	1045	665
500L Rectangular Fixed Speed (Multi)	1017490		0.55	0.75	80	42	1050	1117	727

The Multiboost Rectangular range is designed for areas where height restrictions and access are an issue.

RECTANGULAR

Rectangular: 200, 270L, 345L & 455L (Presflo Multi)

MODEL	STOCK CODE		POWER P2		PERFORMANCE		HEIGHT	LENGTH	WIDTH
Single-Phase			kW	HP	Q L/min	H m	mm	mm	mm
200L Rectangular Fixed Speed (Multi)	1036388		0.55	0.75	80	42	790	1106	475
270L Rectangular Fixed Speed (Multi)	1036439		0.55	0.75	80	42	680	1570	475
345L Rectangular Fixed Speed (Multi)	1081644		0.55	0.75	80	42	750	1571	475
455L Rectangular Fixed Speed (Multi)	1070476		0.55	0.75	80	42	850	1765	580

The Multiboost Rectangular range is designed for areas where height restrictions and access are an issue.

All prices exclude VAT. E&OE.

RECTANGULAR

Auto

Rectangular: 270L (Auto)

MODEL	STOCK CODE		POWER		PERFORMANCE		HEIGHT	LENGTH	WIDTH
			P2		Q	H			
Single-Phase			kW	HP	L/min	m	mm	mm	mm
270L Rectangular Fixed Speed (Auto)	1021452		**0.55**	**0.75**	80	42	700	1571	475

Multiboost Lid Kits

MODEL	STOCK CODE		COMPATIBLE TANK
			Ltr
Removable LK - Vario	1070809		200/270/345/455
Removable LK - Multi	1070810		200/270/345/455

Key Features



Presflo Multi

Vario

tio

1. Pressure Vessel *(Presflo Multi Version Only)*
2. Removal union to access flow valve
3. Split union for easy maintenance
4. Drip Tray built in to mould *(Selected models only)*
5. Easy adjustable cut in pressure function
6. Variable speed option available
7. Vermin screen
8. Ball cock unit & float
9. Drain off facility to clean tank
10. Overflow
11. Inlet Water Supply
12. Total Removal Design of Pump and Controller System (2018 Version)
    200L & 270L Rectangular Versions Only

Minimum cold water storage for new developments using low flush & dual flush WCs	
Dwelling house or apt. (up to 3 bed without power shower)	227L
Dwelling house or apt. (4 bed or single power shower)	340L
Dwelling house or apt. (having 2 full bathrooms)	682L
Additional water storage per shower en-suite in the above	90L

Ref: Irish Water Regulations for Booster Units (CDS-5020-03)

For further information visit: www.multiboost.ie

200L SLIMLINE

HEIGHT:	1140mm
WIDTH:	584mm
BRIMFUL CAPACITY:	226 L
OPERATING CAPACITY:	200 L

350L SLIMLINE

HEIGHT:	1520mm
WIDTH:	584mm
BRIMFUL CAPACITY:	360 L
OPERATING CAPACITY:	350 L

250L UTILITY

HEIGHT:	930mm
WIDTH:	760mm
BRIMFUL CAPACITY:	307 L
OPERATING CAPACITY:	250 L

450L UTILITY

HEIGHT:	1300mm
WIDTH:	760mm
BRIMFUL CAPACITY:	463 L
OPERATING CAPACITY:	450 L

750L UTILITY

HEIGHT:	2030mm
WIDTH:	760mm
BRIMFUL CAPACITY:	772 L
OPERATING CAPACITY:	750 L

650L UTILITY

LENGTH:	1083mm
HEIGHT:	1083mm
WIDTH:	669mm
BRIMFUL CAPACITY:	670 L
OPERATING CAPACITY:	650 L

1000L UTILITY

LENGTH:	1650mm
HEIGHT:	1444mm
WIDTH:	563mm
BRIMFUL CAPACITY:	1033 L
OPERATING CAPACITY:	1000 L

455L RECTANGULAR

LENGTH:	1765mm
HEIGHT:	616mm
WIDTH:	580mm
BRIMFUL CAPACITY:	533 L
OPERATING CAPACITY:	455 L

500L RECTANGULAR

LENGTH:	1190mm
HEIGHT:	720mm
WIDTH:	727mm
BRIMFUL CAPACITY:	575 L
OPERATING CAPACITY:	500 L

200L RECTANGULAR

LENGTH:	1106mm
HEIGHT:	540mm
WIDTH:	475mm
BRIMFUL CAPACITY:	225 L
OPERATING CAPACITY:	200 L

270L RECTANGULAR

LENGTH:	1571mm
HEIGHT:	521mm
WIDTH:	475mm
BRIMFUL CAPACITY:	308 L
OPERATING CAPACITY:	270 L

300L RECTANGULAR

LENGTH:	1045mm
HEIGHT:	710mm
WIDTH:	665mm
BRIMFUL CAPACITY:	337 L
OPERATING CAPACITY:	300 L

All prices exclude VAT. E&OE.

MULTIBOOST

Xilent Range (DG PED)

Multiboost Xilent (DG PED) is the premium range of the Multiboost family. Combining a Multiboost tank with the innovative technology provided by the Xilent unit conveniently replaces traditional pump systems and adjusts water pressure and flow according to demand. The Multiboost Xilent (DG PED) range provides constant pressure, silent running, maximum performance as well as reductions in energy usage and costs.

It has been designed for use in homes, apartments, commercial applications where space is restricted and there is a requirement for a silent, all-in-one compact unit which is quick & easy to install.

Xilent (DG PED): 210L Variable Speed

MODEL	STOCK CODE		POWER		PERFORMANCE		HEIGHT	DEPTH	WIDTH
			P2		Q	H			
Single-Phase			kW	HP	L/min	m	mm	mm	mm
210L Xilent VSD X3	1070491		**0.9**	**1.2**	80	60	1200	510	570
210L Xilent VSD X5	1070492		**1.5**	**2.0**	120	60	1200	510	570

Xilent (DG PED) Technical Data

MODEL	WEIGHT	ELECTRIC PERFORMANCES				HYDRAULIC PERFORMANCES											
		Power	P1 MAX		Max. Current	Q= m3/h	0.6	1.2	1.8	2.4	3	3.6	4.2	4.8	5.4	6	6.6
	KG		KW	HP	A	Q= l/min	10	20	30	40	50	60	70	80	90	100	120
X/3	16	1x230 V	0.9	1.2	5.8	H (m)	60	60	55	45	35	24	14	-	-	-	-
X/5	16	1x230 V	1.5	2	9.4		60	60	60	56	51	47	42	37	31	25	17

Key Features

- All-in-one packaged solution
- Universal installation
- Silent & energy efficient
- Constant pressure & flow
- Quick & easy installation

DG PED Video

Scan with your phone camera or QR reader to view

MULTIBOOST

GRP Industrial Range

The Multiboost GRP Industrial range is designed to deliver water to commercial and industrial properties where existing supply fails to meet demand. The tank is WRAS approved and manufactured with insulating Grp materials and has a removable lid making it ideal for plant rooms. Fitted as standard with a variable speed controller and AG air gap. These tanks are fitted out individually in-house and are fully customisable.

GRP Industrial: 500L, 1000L, 1500L, 2000L, 2500L, 3000L & 5000L (Variable)

MODEL	STOCK CODE		POWER P2		PERFORMANCE Q	H	HEIGHT	LENGTH	WIDTH
Single-Phase			kW	HP	L/min	m	mm	mm	mm
500 L GRP Industrial (variable)	1081656		0.75	1	80	31	1290	1180	680
1000 L GRP Industrial (variable)	1081658		0.75	1	80	31	1345	1180	1180
1500 L GRP Industrial (variable)	1081660		0.75	1	80	31	1345	1705	1205
2000 L GRP Industrial (variable)	1081662		0.75	1	80	31	1345	2205	1205
2500 L GRP Industrial (variable)	1081665		0.75	1	80	31	1595	2205	1205
3000 L GRP Industrial (variable)	1081668		0.75	1	80	31	1845	2205	1205
5000 L GRP Industrial (variable)	1081671		0.75	1	80	31	1345	2695	2195

GRP Industrial: 500L, 1000L, 1500L, 2000L, 2500L, 3000L & 5000L (Twin)

MODEL	STOCK CODE		POWER P2		PERFORMANCE Q	H	HEIGHT	LENGTH	WIDTH
Single-Phase			kW	HP	L/min	m	mm	mm	mm
500 L GRP Industrial (twin)	1081657		1.5	2	160	31	1470	1180	680
1000 L GRP Industrial (twin)	1081659		1.5	2	160	31	1525	1180	1180
1500 L GRP Industrial (twin)	1081661		1.5	2	160	31	1525	1705	1205
2000 L GRP Industrial (twin)	1081663		1.5	2	160	31	1525	2205	1205
2500 L GRP Industrial (twin)	1081666		1.5	2	160	31	1775	2205	1205
3000 L GRP Industrial (twin)	1081669		1.5	2	160	31	2025	2205	1205
5000 L GRP Industrial (twin)	1081672		1.5	2	160	31	1525	2695	2195

GRP Industrial: 2000L, 2500L, 3000L & 5000L (Triple)

MODEL	STOCK CODE		POWER P2		PERFORMANCE Q	H	HEIGHT	LENGTH	WIDTH
Single-Phase			kW	HP	L/min	m	mm	mm	mm
2000 L GRP Industrial (triple)	1081664		2.25	3	240	31	1525	2205	1205
2500 L GRP Industrial (triple)	1081667		2.25	3	240	31	1775	2205	1205
3000 L GRP Industrial (triple)	1081670		2.25	3	240	31	2025	2205	1205
5000 L GRP Industrial (triple)	1081673		2.25	3	240	31	1525	2695	2195

Split Tank Options

For applications where access is restricted

CAT5 AB Air Gap

Raised float valve housing option provides an AB air gap for Fluid Category 5

All prices exclude VAT. E&OE.

MULTIBOOST

Drip Trays

EPS has created a number of drip tray options for the Multiboost range aimed at providing the homeowner with extra peace of mind and an additional layer of protection for their property. EPS highly recommends that a drip tray is installed with every installation and correct size overflow pipe to be connected. Please ensure that length of pipework is taken into consideration when sizing the overflow pipe.

Scan Me!

Drip Tray

MODEL	STOCK CODE		DIMENSIONS mm H	W	L
Slimline 200 / 300L/350L	1019180		603	760	-
Utility 250 / 450 / 750L	1028827		603	1050	-
Rectangular 200 / 270L	1033640		80	650	1746
Rectangular 300/500L	1061457		80	760	1250
Rectangular 455 / 650 / 1000L	1079554		115	745	1935
Rectangular Xilent 210L	1061457		80	760	1250

NOTE: When installing, please ensure adequate tank overflow, pipework size and distance to discharge point is carefully selected. EPS recommends that a full test is carried out to ensure the drip tray is correctly installed and therefore capable of discharging in the event of the tank or ballcock failing. Overflow to be fitted by installer.

Multi Mini Splash Tray - Vertical (Slimline Version)	1092511		200	760	-
Multi Utility Splash Tray - Vertical	1194603		230	870	

Anti Vibration Mats

MODEL	STOCK CODE		DIMENSIONS mm H	W	L	TYPE
Anti Vibration Pump Mat	1081716		40	200	300	Pump
Anti Vibration Pump Mat	1081717		40	400	300	Pump
Anti Vibration Mat (200/350 L) Vert*	1081718		40	600	600	Slimline
Anti Vibration Mat (250/450/750 L) Vert*	1081719		40	800	800	Utility
Anti Vibration Mat (200 L)*	1081720		40	1100	600	Rect.
Anti Vibration Mat (270/340 L)*	1081721		40	1600	600	Rect.
Anti Vibration Mat (455 L)*	1081722		40	1800	600	Rect.

Scan Me!

The anti vibration mat combines a highly dense board and a flexible foam, providing the perfect solution for treating vibration transmission.

*Multiboost anti vibration mats

MULTIBOOST

Insulation Jackets

EPS has created a number of insulation jackets for reassurance for the home owner. These jackets are made up of 80 mm insulation and are available in various sizes to suit the Multiboost range of tanks. This can help prevent the water from freezing and will also reduce the operating DB level of the unit. We highly recommend using these insulated jackets.

Scan Me!

Multiboost Insulation Jackets - Foilback

MODEL	STOCK CODE		LITRE
Slimline	1036648		300
Utility	1036649		450
Rectangular	1036647		270

Multiboost Insulation Jackets - Rectangular

MODEL	STOCK CODE		LITRE
Rectangular (black 80mm)	1070487		270
Rectangular (black 80mm)	1092704		300
Rectangular (black 80mm)	1092705		345
Rectangular (black 80mm)	1081653		455
Rectangular (black 80mm)	1092706		500

Scan Me!

Multiboost Insulation Jackets - Vertical

MODEL	STOCK CODE		LITRE
Vertical (black 80mm)	1081648		200
Vertical (black 80mm)	1081650		250
Vertical (black 80mm)	1081649		300
Vertical (black 80mm)	1081651		450
Vertical (black 80mm)	1081652		750

All prices exclude VAT. E&OE.

MULTIBOOST

Multipacks

EPS has designed a unique water boosting solution in the form of customisable slimline tanks. These tanks are constructed from WRAS approved material and are available in 50L, 100L and 200L.
Due to the large selection and availability of pumps and motors in stock, these units can be designed and built specifically for individual applications especially where space is a premium.

LEAK & TEMPERATURE DETECTION

Leak Alert

MODEL	STOCK CODE		SIZE Inch
Leak Alert with Ball Valve	1060823		1/2"
Leak Alert with Ball Valve	1060824		3/4"
Leak Alert with Ball Valve	1060825		1"

- Easy to use and install
- Multiple sensor capability
- Automatic leaking cut-off
- AC or DC powered
- Low battery alert
- Dimensions: 76*9*26 mm
- 92 db alarm

Compact

MODEL	STOCK CODE		HEIGHT mm	LENGTH mm	WIDTH mm
125L	1019647		727	540	472

Slimline

MODEL	STOCK CODE		HEIGHT mm	LENGTH mm	WIDTH mm
200L	1012940		1190	N/A	584
350L	1031870		1496	N/A	584

Utility

MODEL	STOCK CODE		HEIGHT mm	LENGTH mm	WIDTH mm
250L	1005121		1033	N/A	760
450L	1033475		1393	N/A	760
650L	1028894		1083	1083	669
750L	1005124		2113	N/A	760
1000L	1005125		1444	1688	563

Rectangular

MODEL	STOCK CODE		HEIGHT mm	LENGTH mm	WIDTH mm
200L	1036383		540	1106	475
270L	1021215		520	1571	475
300L	1016971		710	1045	665
345L	1081638		632	1571	475
455L	1070475		550	1765	580
500L	1016972		800	1190	727

Xilent

MODEL	STOCK CODE		HEIGHT mm	DEPTH mm	WIDTH mm
210L	1040431		1200	510	570

All prices exclude VAT. E&OE.

WASHSTATION

About

The WashStation range is the perfect solution to encourage your family, team members, customers or clients to wash their hands before entering your premises, as we continue to practice hand hygiene in the battle against the spread of COVID-19.

The WashStation is a very effective way of maintaining good hand hygiene. To ensure an effective water supply where there are potentially low water pressure issues, you can consider a water boosting option from our Multiboost range at **Multiboost.ie**

WashStation Video

Scan with your phone camera or QR reader to view

Maxi

This portable, plug and play WashStation unit can be configured for gravity to drain or pump to drain options.

There is also a heated option available by adding a HeatStation.

Multiple cold WashStations can be connected together on construction sites at a 2m distance in accordance with social distancing guidelines.

Maxi

MODEL	STOCK CODE		HEIGHT mm	LENGTH mm	WIDTH mm
Maxi Standard	1093090		1200	570	510
Maxi Deluxe	1092882		1350	570	510
Maxi Pumped	1092884		1350	570	510

WASHSTATION

MaxiSlim

The MaxiSlim is specifically designed for those working within more compact or confined spaces.

The MaxiSlim has a narrower footprint, while the Deluxe version has a stainless steel backboard which can also support a soap and tissue dispenser if required.

The 30L MaxiSlim can be configured for gravity to drain or pump to drain options and can also be transformed into a hot water option by adding the HeatStation.

MaxiSlim

MODEL	STOCK CODE		HEIGHT mm	LENGTH mm	WIDTH mm
MaxiSlim Standard	1092978		1000	570	350
MaxiSlim Deluxe	1092980		1400	570	350

Mini

Perfect for small hands in creches, schools and other high traffic areas, the 20L Mini can help to educate our children in hand hygiene from an early age.

The use of colourful, cute cartoons and icons will keep the little ones entertained while they follow the 6 easy hand washing hygiene steps on the side of the unit.

Mini

MODEL	STOCK CODE		HEIGHT mm	LENGTH mm	WIDTH mm
Mini Standard	1092982		730	430	265
Mini Deluxe	1092983		1120	430	265

Micro

The Micro is designed for locations where space is at a premium, or to provide a very compact handwashing solution within larger areas.

The 10L Micro is a small, short, compact solution ideal for crèches, schools, or behind bar counters or in restaurants, where additional handwashing facilities may be required.

Micro

MODEL	STOCK CODE		HEIGHT mm	LENGTH mm	WIDTH mm
Micro Standard	1092984		560	430	265
Micro Deluxe	1092986		1060	430	265

All prices exclude VAT. E&OE.

HEATSTATION

The addition of a HeatStation transforms your cold water WashStation into a warm water unit.

The HeatStation comprises of a 10L water heater contained in a 30L covered tank.

HeatStation

MODEL	STOCK CODE		HEIGHT mm	LENGTH mm	WIDTH mm
HeatStation Only 30L	1092885		900	570	350
Maxi Combi Heated Standard 30L	1099998		1000	570	350
Maxi Combi Heated Deluxe 30L	1099969		1400	570	350
Maxi Combi Heated Standard 210L	1099997		1200	570	510
Maxi Combi Heated Deluxe 210L	1099971		1350	570	510

Please note Combi range is an all in one heated WashStation

WASHSTATION

Boards

Depending on your requirements, you can customise your WashStation by adding a plastic mounted HandWash Station or Sani Station.

The boards are lightweight, durable and made of plastic.

The HandWash Station consists of a soap and tissue dispenser, while the SaniStation is perfect for outdoor activities and areas such as sports clubs and parks and consists of two hand sanitiser dispensers.

HandWash Station

MODEL	STOCK CODE		HEIGHT mm	WIDTH mm
HandWash Station	1093077		570	460

SaniStation

MODEL	STOCK CODE		HEIGHT mm	WIDTH mm
SaniStation	1093076		570	460

Pump

› Product Code 1034831

Sensor Tap

› Product Code 1093096

Elbow Push Tap

› Product Code 1092880

RCD Fuse Spur

› Product Code 1093046

RCD Fuse Box

› Product Code 1093047

Thermostatic Valve

› Product Code 1092832

Water Heater

› Product Code 1029427

UV Disinfection Boards

› Product Code 1092848

Large Tissue Holder

› Product Code 1092844

Waste Bin

› Product Code 1036440

Bulk Fill & Automatic Dispensers

› Product Code 1092988 (Bulk Fill)
› Product Code 1093097 (Automatic)

Pressure Reducing Valve & Gauge

› Product Code 1005240 (Valve)
› Product Code 1080331 (Gauge)

All prices exclude VAT. E&OE.

Non-Potable Tanks (Plastic)

MODEL	STOCK CODE		PART NO.	STANDARD COLOUR	BOTTOM CONNECTIONS
1350L	1060826		STBK1350V	Black	1"
3000L	1060827		STBK3000V	Black	2"
6000L	1060828		STBK6000V-002	Black	2"
9000L	1060829		STBK9000V-003	Black	2"

Colour options available on special request are: Black (standard), Green, Blue

Potable Tanks (Plastic)

MODEL	STOCK CODE		PART NO.	STANDARD COLOUR	BOTTOM CONNECTIONS
1350L	1060830		STSB1350V	Black	1"
3000L	1060831		STSB3000V	Black	2"
6000L	1060832		STSB6000V-02	Black	2"
9000L	1060833		STSB9000V-003	Black	2"

Colour options available on special request are: Black (standard) or Multiboost Blue

Tank Dimensions

MODEL	HEIGHT mm	WIDTH mm	ACCESS LID mm	INSPECTION LID mm
1350L	1301	1249	382	125
3000L	1894	1620	382	125
6000L	2125	2100	382	-
9000L	2509	2312	382	-

- Manufactured to EN13341 within ISO 9001:2000 Accredited Company

Tank Chemical Bund

MODEL	STOCK CODE		HEIGHT mm	WIDTH mm
50 L TCB	1030600		377	504
100 L TCB	1005083		756	504
200 L TCB	1005085		599	760
315 L TCB	1005087		833	760
450 L TCB	1014907		603	821
500 L TCB	1005089		920	860

Tank Dosing

MODEL	STOCK CODE		HEIGHT mm	WIDTH mm
50 L TD	1030428		454	432
100 L TD	1005082		830	432
200 L TD	1005084		926	580
315 L TD	1005086		1291	580
450 L TD	1014908		1070	760
500 L TD	1005088		990	780

- Environmentally-friendly storage of liquid chemicals
- Robust and durable: made of sturdy UV-stabilised PE (polyethylene)
- Scale for litres
- Simple to install
- Safe storage: If the contents are not needed, a screw-on lid keeps them tightly secure

Physical Properties(1,2)	Unit	Test Method	Values
Melt Index, 190 °C/2.16 kg	g/10 min	ISO 1133	3.8
Density	g/cm3	ISO 1183	0.939
Melting Point	°C	DSC	128

(1) Typical values; not to be construed as specification limits.
(2) Compression moulded samples.

NOTE: Suitable for use with an extensive range of chemicals (specific compatibility information available on request)

All prices exclude VAT. E&OE.

Pressure Sets C/W Presflo (Vario)

MODEL	STOCK CODE		POWER P2		PERFORMANCE	
					Q	H
Single-Phase			kW	HP	L/min	m
PKm 60	1012007		0.37	0.5	**5-40**	38÷5
PM 45 BR	1012088		0.37	0.5	**535**	35÷9
CPm 130	1000077		0.37	0.5	**10-80**	22÷14
CPm 158	1000106		0.75	1	**10-90**	34÷25
3CRm 80	1000258		0.45	0.6	**5-80**	38÷5
4CRm 80	1000271		0.55	0.75	**5-80**	50÷10
5CRm 80	1019162		0.75	1	**5-80**	66÷12
JSWm 1B	1012029		0.48	0.65	**5-60**	34÷12
JCRm 1C	1012031		0.37	0.5	**5-60**	32÷10
JCRm 1B	1012035		0.48	0.48	**5-60**	34÷12
JSWm 1A	1000315		0.55	0.75	**5-60**	43÷17
CPm 170	1012015		1.1	1.5	**30-120**	38÷22
2CPm 25/16B	1000163		1.5	2	**20-140**	56÷30
CAB150/00	1000583		1.1	1.5	**20-90**	56.5÷32
CAB200/00	1000614		1.65	2.2	**20-110**	59.5÷34
MKm 8/6	1033225		2.2	3	**40-180**	82÷20
Restart 30 FAFW3	1081897		900 watt		**20-97**	30 ÷ 5

Pressure Sets C/W Flow Switch

MODEL	STOCK CODE		POWER P2		PERFORMANCE	
					Q	H
Single-Phase			kW	HP	L/min	m
PM 45 BR	1000574		0.37	0.5	**5-35**	35÷9
CPm 130	1000078		0.37	0.5	**10-80**	22÷14
PQm 65	1016866		0.5	0.7	**5-50**	50÷18

Pressure Sets C/W PEW20L Sphere Pressure Wave

MODEL	STOCK CODE		POWER P2		PERFORMANCE	
					Q	H
Single-Phase			kW	HP	L/min	m
PKm 60	1000012		0.37	0.5	5-40	38-5
JSWm 1B	1000301		0.48	0.65	5-60	34-12
JSWm 1A	1000316		0.55	0.75	5-70	43-17
JSWm 2C	1000363		0.75	1	5-70	47-20
JSWm 2B	1000384		0.9	1.25	5-70	51-24
JSWm 2A	1012050		1.1	1.5	5-70	55-28
JCRm 1C	1012032		0.37	0.5	5-60	32-10
JCRm 1B	1012036		0.48	0.65	5-60	34-12
JCRm 1A	1012039		0.55	0.75	5-60	43-17
JCRm 2C	1060834		0.75	1	5-70	47-19
CPm 158	1000108		0.75	1	10-90	34-25

Pressure Sets C/W PWB20H Pressure Wave

MODEL	STOCK CODE		POWER P2		PERFORMANCE	
					Q	H
Single-Phase			kW	HP	L/min	m
JSWm 1B	1000302		0.48	0.65	5-60	34÷12
JSWm 1a	1000317		0.55	0.75	5-70	43÷17
JSWm 2C	1000364		0.75	1	5-70	47÷20
JSWm 2B	1012048		0.9	1.25	5-70	51÷24
JSWm 2A	1012051		1.1	1.5	5-70	55÷28
JCRm 1C	1012033		0.37	0.5	5-60	32÷10
JCRm 1B	1012037		0.48	0.65	5-60	34÷12
JCRm 1A	1012040		0.55	0.75	5-60	43÷17
JCRm 2C	1060835		0.75	1	5-70	47÷19
JDWm 1A D/W	1000416		0.75	1	2-24	50÷20

Pressure Sets C/W PWB60H Pressure Wave

MODEL	STOCK CODE		POWER P2		PERFORMANCE	
					Q	H
Single-Phase			kW	HP	L/min	m
JSWm 1B	1000303		0.48	0.65	5-60	34÷12
JSWm 1A	1000318		0.55	0.75	5-70	43÷17
JSWm 2C	1000365		0.75	1	5-70	47÷20
JSWm 2B	1000385		0.9	1.25	5-70	51÷24
JSWm 2A	1000394		1.1	1.5	5-70	55÷28
JSWm 3CH	1000341		1.1	1.5	10-70	60÷31
JSWm 3BH	1000357		1.5	2	10-80	70÷39
JCRm 1C	1012034		0.37	0.5	5-60	32÷10
JCRm 1B	1012038		0.48	0.65	5-60	34÷12
JCRm 1A	1012041		0.55	0.75	5-60	43÷17
JCRm 2C	1060836		0.75	1	5-70	47÷19
JDWm 1A D/W	1000417		0.75	1	2-24	50÷20
CAB150/00 NORYL S/W	1012089		1.1	1.5	20-90	56.5÷32
CAB150/00 NORYL D/W	1000584		1.1	1.5	20-90	56.5÷32
CAB200/00 NORYL S/W	1012092		1.65	2.2	20-110	59.5÷34
CAB200/00 NORYL D/W	1012094		1.65	2.2	20-110	59.5÷34

All prices exclude VAT. E&OE.

Pressure Sets C/W PWB80H Pressure Wave

MODEL	STOCK CODE		POWER P2		PERFORMANCE	
Single-Phase			kW	HP	Q L/min	H m
JSWm 2C	1000366		0.75	1	**5-70**	47-20
JSWm 2B	1012049		0.9	1.25	**5-70**	51-24
JSWm 2A	1000395		1.1	1.5	**5-70**	55-28
JSWm 3CH	1000342		1.1	1.5	**10-70**	60-31
JSWm 3BH	1012045		1.5	2	**10-80**	70-39
JDWm 1A D/W	1012052		0.75	1	**2-24**	50-20
CAB150/00 NORYL S/W	1012090		1.1	1.5	**20-90**	56.5-32
CAB150/00 NORYL S/W	1000585		1.1	1.5	**20-90**	56.5-32
CAB200/00 NORYL S/W	1012093		1.65	2.2	**20-110**	59.5-34
CAB200/00 NORYL D/W	1012095		1.65	2.2	**20-110**	59.5-34

Pressure Sets C/W PWB100H Pressure Wave

MODEL	STOCK CODE		POWER P2		PERFORMANCE	
Single-Phase			kW	HP	Q L/min	H m
JSWm 2C	1000367		0.75	1	**5-70**	47-20
JSWm 2B	1000386		0.9	1.25	**5-70**	51-24
JSWm 2A	1000396		1.1	1.5	**5-70**	55-28
JSWm 3CH	1000343		1.1	1.5	**10-70**	60-31
JSWm 3BH	1012046		1.5	2	**10-80**	70-39
CAB150/00 NORYL S/W	1060837		1.1	1.5	**20-90**	56.5-32
CAB150/00 NORYL D/W	1060838		1.1	1.5	**20-90**	56.5-32
CAB200/00 NORYL S/W	1060839		1.65	2.2	**20-110**	59.5-34
CAB200/00 NORYL D/W	1012096		1.65	2.2	**20-110**	59.5-34

Pressure Sets C/W SQ DHF Dooch Variable Speed Pump

MODEL	STOCK CODE		POWER P2		PERFORMANCE	
Single-Phase			kW	HP	Q L/min	H m
SQ DHF4-6M	1029653		1.10	1.50	**16-133**	58-22

Pressure Sets C/W Presflo (Multi)

MODEL	STOCK CODE		POWER P2		PERFORMANCE	
Single-Phase			kW	HP	Q L/min	H m
2CRm 80	1029506		0.37	0.5	**5-70**	26÷5
3CRm 80	1000259		0.45	0.6	**5-80**	38÷5
3CRm 100	1000276		0.55	0.6	**5-120**	37÷5
4CRm 80	1000272		0.55	0.75	**5-80**	50÷10
4CRm 100	1030752		0.75	1	**5-130**	50÷5
5CRm 80	1019163		0.75	1	**5-80**	66÷12
JCRm 1A	1013063		0.55	0.75	**5-60**	43÷17
JSWm 2C	1012047		0.075	1	**5-70**	47÷20

Pressure Sets C/W CR Boost Variable Speed Pump

MODEL	STOCK CODE		POWER P2		PERFORMANCE	
Single-Phase			kW	HP	Q L/min	H m
3CR 80	1030892		0.45	0.6	**5-80**	38-5
3CR 100	1030894		0.55	0.6	**5-120**	37-5
4CR 80	1030495		0.55	0.75	**5-80**	50-10
4CR 100	1030895		0.75	1	**5-30**	50-5
5CR 80	1030893		0.75	1	**5-80**	66-12
5CR 100	1060840		1.1	1.5	**5-130**	62-18
FCRm 200/4	1092551		1.5	2	**20-200**	57-17
FCRm 200/5	1102314		1.8	2.5	**20-100**	71-22

Hypress - Booster Variable Speed Pump

MODEL	STOCK CODE		POWER P2		PERFORMANCE	
Single-Phase			kW	HP	Q L/min	H m
Hypress 4	1194623		0.75	1	**0-100**	50-7

- The reference pump with variable speed for domestic applications, irrigation and pressure groups
- Multistage pump with permanent magnet motor and built in variable frequency drive
- High hydraulic performance and self-priming up to 8 meters
- Pump casing made in AISI 304 SS and diffusers made in made in technopolymer
- Inlet / outlet connections: 1"
- Fully automatic regulation with LCD display

All prices exclude VAT. E&OE.

Combipress Mono Booster Kits

MODEL	STOCK CODE		VOLT	POWER	MANIFOLD	
			V	kW	Suction	Delivery
100/100	1011991		230	0.37÷2.2	1½" x 1"	1½" x 1"
125/100	1011992		230	0.37÷2.2	2" x 1¼"	1½" x 1"
125/100	1011993		400	0.55÷4	2" x 1¼"	1½" x 1"

- 1 control panel mod. SMART EVO 2-Mono (230V)
  SMART EVO 2-Tri/7.5 (400V)
- 1 BASE
- 1 suction manifold COL.ASP 200/125 (2" x 1" ¼)
- 1 discharge manifold COL.MAN 150/100 (1" ½ x 1")
- 2 check brass valves CHECKBRASS 125 (1" ¼)
- 2 ball valves with union tail SFERABOK100 (1")
- 2 ball valves with union tail SFERABOK125 (1" ¼)
- 2 brass nipples OTTONIPPLE125 (1" ¼)
- 2 pressure switches PM/5 (1÷5 Bar)
- 1 central manometer M-C6 (0÷6 Bar)
- 2 cables for pressure switches
- 2 cables for pumps
- Nipples and fixing screws

Booster Set Suction Manifolds

MODEL	STOCK CODE		RATING	TYPE	PUMP	MANIFOLD	CENTRES
			Bar	SS	No.	Inch	mm
SM-1	1018538		16	304	2	2" x 1¼"	-
SM-2	1018540		16	304	3	2" x 1¼"	-
SM-3	1018542		16	304	2	2" x 1½"	-
SM-4	1018544		16	304	3	2½" x 1½"	-
SM-5	1020871		16	304	2	2" x 1"	-
SM-6	1020873		16	304	2	2½" x 1½"	-
SM-7	1020874		16	304	2	3" x 2"	-
SM-8	1020875		16	304	2	4 x 2½"	-
SM-9	1020876		16	304	3	2" x 1"	-
SM-10	1020878		16	304	3	3" x 2"	-
SM-11	1020884		16	304	3	4" x 2½"	-
SM-12	1020895		16	304	3	2½" x 1¼"	-
SM-13	1040303		16	304	2	4" x 2½"	500
SM-14	1040306		16	304	3	4" x 2½"	500

Booster Set Discharge Manifolds

MODEL	STOCK CODE		RATING	TYPE	PUMP	MANIFOLD	CENTRES
			Bar	SS	No.	Inch	mm
DM-1	1018539		16	304	2	2" x 1¼"	-
DM-2	1018541		16	304	3	2" x 1¼"	-
DM-3	1018543		16	304	2	2" x 1½"	-
DM-4	1018545		16	304	3	2½" x 1½"	-
DM-5	1020886		16	304	2	2" x 1"	-
DM-6	1020887		16	304	2	3" x 2"	-
DM-7	1020888		16	304	2	2½" x1½"	-
DM-8	1020889		16	304	2	4" x 2½"	-
DM-9	1020890		16	304	3	2" x 1"	-
DM-10	1020891		16	304	3	2" x 1¼"	-
DM-11	1020893		16	304	3	3" x 2"	-
DM-12	1020894		16	304	3	4" x 2½"	-
DM-13	1029497		16	304	3	2" x 1½"	-
DM-14	1040305		16	304	2	4" x 2½"	500
DM-15	1040308		16	16	3	4" x 2½"	500

POWERBOOST

The POWERBOOST range of clean water booster sets for the supply of water for domestic, commercial, agricultural, industrial and municipal applications. The standard POWERBOOST range consists of a number of types to cover a range of applications:

- FLOW Range
- CUBE
- PRO Range
- COMBIPRESS Range

We can combine our comprehensive range of pumps, tanks and controls to suit your specific application, to cater for larger flows, higher pressures and different pump configurations with our bespoke design capability. Contact your local branch if you have requirements that are not met by the following ranges.

FLOW Range

When regular mains supply is insufficient to supply multiple outlets simultaneously a booster set is required.

The **Flow** range is designed to replicate a good mains pressure and supply an abundance of water to suit demand.

› Designed for domestic, commercial and agricultural applications such as guest houses, sports clubs, poultry farms or multiple occupation dwellings

› Providing increased flow at sufficient pressure to supply multiple outlets

› Utilise Pedrollo pumps throughout

FLOW-V
2 Pump

FLOW-V (Variable Speed Control): 2 Pump

MODEL	STOCK CODE 230V Single-Phase		STOCK CODE 400V Three-Phase		POWER kW	POWER HP
4CR 80	1029560		1037485		0.45	0.75
5CR 80	1029562		1037486		0.55	1.00
4CR 100	1029564		1037487		0.75	1.00
5CR 100	1035355		1037488		1.1	1.5
4CR 200	1029566		1037489		1.50	2.00
5CR 200	1029568		1037490		1.80	2.5
6CR 200	1029570		1037491		2.20	3.00

FLOW-V
3 Pump

FLOW-V (Variable Speed Control): 3 Pump

MODEL	STOCK CODE 230V Single-Phase		STOCK CODE 400V Three-Phase		POWER kW	POWER HP
4CR80	1029561		1037492		0.45	0.75
5CR 80	1029563		1037493		0.55	1.00
4CR 100	1029565		1037494		0.75	1.00
5CR 100	1035353		1037495		1.1	1.5
4CR 200	1029567		1037496		1.50	2.00
5CR 200	1029569		1037497		1.80	2.50
6CR 200	1029571		1037498		2.20	3.00

Single-Phase = 230/1/50 input power supply
Three-Phase = 400/3/50 input power supply

FLOW-V - Constant Pressure - Steadypres

- Constant working pressure - selectable/ adjustable
- Variable speed drive (VSD) per pump
- Advanced power management
- Operation log including; alarms & hours run
- BMS 1/0 connection

All prices exclude VAT. E&OE.

CUBE

The compact and efficient Powerboost **CUBE** is the result of constant design innovation. Inside its neat and versatile housing is a fully featured two pump booster set with variable speed drive control.

- Compact solution for small commercial installations
- Bespoke internal components allowing a high specification set to be built inside an attractive "cube" housing
- Wall or floor mounting
- Utilise DP pumps throughout

CUBE
2 Pump

CUBE (Variable Speed Control): 2 Pump 230V

MODEL	STOCK CODE		POWER		PERFORMANCE	
					Q	H
Single-Phase			kW	HP	m^3/h	m
CUBE DPVME 4/4B	1020835		1.1	1.5	16	100

Single-Phase = 230/1/50 input power supply

Efficiency in space and energy consumption
- All-in-one: Fully enclosed for quiet operation
- Dimensions: 685 x 530 x 648 (D x W x H)
- BMS 1/0 connection

PRO Range

- Designed for multi-floor buildings, commercial, industrial and municipal applications
- Industry standard vertical pumps with standard options up to 14.5 Bar (145m height) and 11 kW
- Use industrial grade inverters for variable speed control
- Pump or panel mounted control options depending on the system, size and budget
- Utilise DP vertical multistage pumps throughout

The PRO Range comes in two styles:

1. PRO-E = motor mounted variable speed drive controls
2. PRO-S = panel mounted variable speed drive controls

PRO-E
2 Pump

PRO-E: Variable Speed Control

MODEL	STOCK CODE		MODEL	STOCK CODE		POWER	
Single-Phase			Three-Phase			kW	HP
DPV 6/5	1021268		DPV 6/5	1029298		1.1	1.5
DPV 6/7	1029263		DPV 6/7	1029299		1.5	2.0
DPV 6/10	1029264		DPV 6/10	1029300		2.2	3.0
-	-		DPV 6/14	1029301		3.0	4.0
DPV 10/3	1029265		DPV 10/3	1029302		1.1	1.5
DPV 10/4	1029266		DPV 10/4	1029303		1.5	2.0
DPV 10/6	1029267		DPV 10/6	1029304		2.2	3.0
-	-		DPV 10/8	1029305		3.0	4.0
-	-		DPV 10/11	1029306		4.0	5.0
-	-		DPV 15/3	1029307		3.0	4.0
-	-		DPV 15/4	1029308		4.0	5.0
-	-		DPV 15/6	1029309		5.5	7.0
-	-		DPV 15/8	1029310		7.5	10.0
-	-		DPV 25/2	1029311		4.0	5.0
-	-		DPV 25/3	1029312		5.5	7.0
-	-		DPV 25/4	1029313		7.5	10.0
-	-		DPV 25/6	1029314		11.0	15.0

PRO-E
3 Pump



PRO-E: Variable Speed Control

MODEL	STOCK CODE		MODEL	STOCK CODE		POWER	
Single-Phase			Three-Phase			kW	HP
DPV 6/5	1029268		DPV 6/5	1029315		1.1	1.5
DPV 6/7	1029269		DPV 6/7	1029316		1.5	2.0
DPV 6/10	1029270		DPV 6/10	1029317		2.2	3.0
-	-		DPV 6/14	1029318		3.0	4.0
DPV 10/3	1029271		DPV 10/3	1029319		1.1	1.5
DPV 10/4	1029272		DPV 10/4	1029320		1.5	2.0
DPV 10/6	1029273		DPV 10/6	1029321		2.2	3.0
-	-		DPV 10/8	1029322		3.0	4.0
-	-		DPV 10/11	1029323		4.0	5.0
-	-		DPV 15/3	1029324		3.0	4.0
-	-		DPV 15/4	1029325		4.0	5.0
-	-		DPV 15/6	1029326		5.5	7.0
-	-		DPV 15/8	1029327		7.5	10.0
-	-		DPV 25/2	1029328		4.0	5.0
-	-		DPV 25/3	1029329		5.5	7.0
-	-		DPV 25/4	1029330		7.5	10.0
-	-		DPV 25/6	1029331		11.0	15.0

PRO-S
2 Pump

PRO-S: Variable Speed Control

MODEL	STOCK CODE		MODEL	STOCK CODE		POWER	
Single-Phase			Three-Phase			kW	HP
DPV 6/5	1029286		DPV 6/5	1029358		1.1	1.5
DPV 6/7	1029287		DPV 6/7	1029359		1.5	2.0
DPV 6/10	1029288		DPV 6/10	1029360		2.2	3.0
DPV 6/14	1030938		DPV 6/14	1029361		3.0	4.0
DPV 10/3	1029289		DPV 10/3	1029362		1.1	1.5
DPV 10/4	1029290		DPV 10/4	1029363		1.5	2.0
DPV 10/6	1029291		DPV 10/6	1029364		2.2	3.0
DPV 10/8	1030946		DPV 10/8	1029365		3.0	4.0
DPV 10/11	1080530		DPV 10/11	1029366		4.0	5.0
DPV 15/3	1080531		DPV 15/3	1029367		3.0	4.0
DPV 15/4	1080532		DPV 15/4	1029368		4.0	5.0
-	-		DPV 15/6	1029369		5.5	7.0
-	-		DPV 15/8	1029370		7.5	10.0
DPV 25/2	1080533		DPV 25/2	1029371		4.0	5.0
-	-		DPV 25/3	1029372		5.5	7.0
-	-		DPV 25/4	1029373		7.5	10.0
-	-		DPV 25/6	1029374		11.0	15.0
-	-		DPVF 40/2-2	1080153		5.5	7
-	-		DPVF 40/2	1080154		7.5	10
-	-		DPVF 40/3	1080155		11	15
-	-		DPVF 60/1	1080189		5.5	7
-	-		DPVF 60/2-2	1080163		7.5	10
-	-		DPVF 60/2	1079116		11	15

All prices exclude VAT. E&OE.

PRO-S
3 Pump



PRO-S: Variable Speed Control

MODEL	STOCK CODE		MODEL	STOCK CODE		POWER	
Single-Phase			Three-Phase			kW	HP
DPV 6/5	1029292		DPV 6/5	1029375		1.1	1.5
DPV 6/7	1029293		DPV 6/7	1029376		1.5	2.0
DPV 6/10	1029294		DPV 6/10	1021563		2.2	3.0
DPV 6/14	1030944		DPV 6/14	1029378		3.0	4.0
DPV 10/3	1029295		DPV 10/3	1029379		1.1	1.5
DPV 10/4	1029296		DPV 10/4	1029380		1.5	2.0
DPV 10/6	1029297		DPV 10/6	1029381		2.2	3.0
DPV 10/8	1030951		DPV 10/8	1029382		3.0	4.0
DPV 10/11	1080534		DPV 10/11	1029383		4.0	5.0
DPV 15/3	1080535		DPV 15/3	1029384		3.0	4.0
DPV 15/4	1080536		DPV 15/4	1029385		4.0	5.0
-	-		DPV 15/6	1029386		5.5	7.0
-	-		DPV 15/8	1029387		7.5	10.0
DPV 25/2	1080537		DPV 25/2	1029388		4.0	5.0
-	-		DPV 25/3	1029389		5.5	7.0
-	-		DPV 25/4	1029390		7.5	10.0
-	-		DPV 25/6	1029391		11.0	15.0
-	-		DPVF 40/2-2	1080167		5.5	7
-	-		DPVF 40/2	1080170		7.5	10
-	-		DPVF 40/3	1080173		11	15
-	-		DPVF 60/1	1080190		5.5	7
-	-		DPVF 60/2-2	1080174		7.5	10
-	-		DPVF 60/2	1080175		11	15

Single-Phase = 230/1/50 input power supply
Three-Phase = 400/3/50 input power supply

If you require more flow, pressure or pumps from the PRO Range, we can cater for this.
Please contact your local EPS branch for support.

For further information visit: www.powerboost.ie

COMBIPRESS Range

When regular mains supply is insufficient to supply multiple outlets simultaneously a booster set is required.

The **COMBIPRESS** range is designed to replicate a good mains pressure and supply an abundance of water to suit demand.

- Designed for large domestic and small commercial applications such as guest houses, sports clubs or multiple occupation dwellings
- Providing increased flow at sufficient pressure to supply multiple outlets
- Utilise Pedrollo pumps throughout
- Simple operation
- Duty rotation
- Pressure switch control
- General alarm output

CB2 - MK

Combipress CB2 - MK (Pedrollo)

MODEL	STOCK CODE		POWER P2 kW	POWER P2 HP	▲	PERFORMANCE Q L/min	PERFORMANCE H m
CB2 - MK 3/3-N	1060850		2x0.75	2x1		9.6	52
CB2 - MK 3/4-N	1060851		2x1.1	2x1.5	IE2	9.6	69.5
CB2 - MK 3/5-N	1060852		2x1.1	2x1.5		9.6	87
CB2 - MK 3/6-N	1060853		2x1.5	2x2	IE3	9.6	104
CB2 - MK 5/4-N	1060854		2x1.1	2x1.5	IE2	14.4	56
CB2 - MK 5/5-N	1060855		2x1.1	2x1.5		14.4	70
CB2 - MK 5/6-N	1060856		2x1.5	v2		14.4	84
CB2 - MK 5/7-N	1060857		2x1.8	2x2.5	IE3	14.4	98
CB2 - MK 5/8-N	1060858		2x2.2	2x3		14.4	112
CB2 - MK 8/4-N	1060859		2x1.5	2x2		21.6	56
CB2 - MK 8/5-N	1060860		2x1.8	2x2.5	IE3	21.6	70
CB2 - MK 8/6-N	1060861		2x2.2	2x3		21.6	86

CB2-4CR

Combipress CB2 - 4CR (Pedrollo)

MODEL	STOCK CODE		POWER P2 kW	POWER P2 HP	▲	PERFORMANCE Q L/min	PERFORMANCE H m
CB2 - 4CR 100-C	1060841		2x0.75	2x1	–	15.6	50

CB2 - 2CP

CB2 - 2CP

Combipress CB2 - 2CP (Pedrollo)

MODEL Single-Phase	STOCK CODE		POWER P2 kW	POWER P2 HP	▲	PERFORMANCE Q L/min	PERFORMANCE H m
CB2 - 2CP25/130N	1060842		2x0.75	2x1		12.0	42
CB2 - 2CP 25/14B	1060843		2x1.1	2x1.5	IE2	12.0	54
CB2 - 2CP 25/16C	1060844		2x1.1	2x1.5		14.4	47
CB2 - 2CP 25/16B	1012000		2x1.5	2x2		16.8	58
CB2 - 2CP 25/16A	1012002		2x2.2	2x3		19.2	68
CB2 - 2CP32/200C	1012003		2x3	2x4		30.0	70
CB2 - 2CP32/200B	1012004		2x4	2x5.5		30.0	85
CB2 - 2CP32/210B	1060845		2x5.5	2x7.5	IE3	30.0	94
CB2 - 2CP32/210A	1060846		2x7.5	2x10		30.0	112
CB2 - 2CP40/180C	1060847		2x4	2x5.5		42.0	64
CB2 - 2CP40/180B	1060848		2x5.5	2x7.5		48.0	76
CB2 - 2CP40/180A	1060849		2x7.5	2x10		48.0	88

* **Indicates the maximum flow rate of the two pumps at the minimum recommended pressure.**

Single-Phase = 230/1/50 input power supply

All prices exclude VAT. E&OE.

Inverters

Inverters	154
Electronic Flow Controllers	166
Steadypres Accessories	167
Inverter Accessories	168
Float Switches	169

Variable speed drives (VSD) are designed to control and protect pumping systems based on adjusting or varying the pump speed. VSDs can be used for domestic, commercial and industrial applications for new or existing applications. VSDs are extremely compact and can be connected to any pump on the market. They will manage the operation of the pump to maintain a constant desired physical dimension such as pressure and flow. The pumping system runs only at the speed necessary to meet the users requirements, ensuring energy savings and extending the life of the system.

VSDs also provide motor protection and monitoring, such as:

- Protection against overload and dry running
- Indication of input current and supply voltage
- Integrated soft start and soft stop functions, extending the life of the system and reducing peak absorption
- Recording running hours and logging errors / alarms reported by the system

The IP20 or IP55 degree of protection makes it possible to install virtually anywhere, including humid and dusty environments.

INJUNGTECH

Injungtech Inverters

MODEL	STOCK CODE		POWER P2 kW	AMP max A	INPUT V	OUTPUT V	IP CLASS
INJ-4500S-0.75	1071332		0.75	5	230/1PH	230/3PH	IP55
INJ-4500S-1.5	1081326		1.5	7	230/1PH	230/3PH	IP55
INJ-4500S-2.2	1071333		2.2	10	230/1PH	230/3PH	IP55
INJ-4500L-0.75	1081331		0.75	5	230/1PH	230/3PH	IP55
INJ-4000S-2.2	1071334		2.2	5	400/3PH	400/3PH	IP55
INJ-4000S-3.7	1080454		3.7	8.2	400/3PH	400/3PH	IP55
INJ-4000S-5.5	1080455		5.5	13	400/3PH	400/3PH	IP55
INJ-4000S-7.5	1080456		7.5	18	400/3PH	400/3PH	IP55
INJ-4000S-11	1080457		11	24	400/3PH	400/3PH	IP55
INJ-4000S-15	1080458		15	32	400/3PH	400/3PH	IP55
INJ-4000S-18.5	1080462		18.5	38	400/3PH	400/3PH	IP55
INJ-4000S-22	1081332		22	44	400/3PH	400/3PH	IP55

VASCO

Vasco Inverters

MODEL	STOCK CODE		POWER P2 kW	AMP A	VOLTAGE V	OUTPUT V	IP CLASS
209-131	1020906		1.5	7	230/1PH	230/3PH	IP55
214-131	1020907		3	11	230/1PH	230/3PH	IP55
406-131	1020908		2..2	6	400/3PH	400/3PH	IP55
409-131	1020909		4	9	400/3PH	400/3PH	IP55
414-131	1028746		5.5	14	400/3PH	400/3PH	IP55
425-131	1029450		11	25	400/3PH	400/3PH	IP55

All prices exclude VAT. E&OE.

Invertek's E3, ECO & P2 inverters are easy to use variable speed drives., which come with accessories and dedicated pump application software available in E3 and ECO models.

E3 - Unrivalled simplicity of installation, connection and commissioning, allowing the user to benefit from precise motor control and energy savings within minutes. Precise and reliable control; up to 22kW, easy to use; compact & robust; sensorless vector control; 14 basic parameters and application macro functions providing rapid set up, minimises start-up time. Intuitive Keypad Control with precise digital control.

ECO - Efficient, reliable and quiet control of motors for HVAC and pumping applications. Designed to provide maximum operating efficiency whilst minimising environmental impact, Optidrive Eco offers unrivalled performance and flexibility, whilst meeting the key standards and requirements of demanding applications.

E3 Model Code Guide

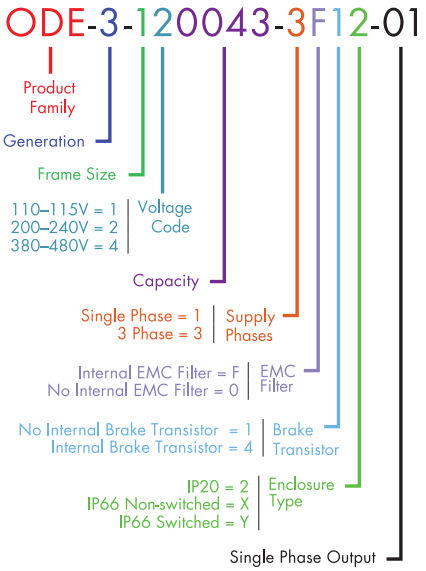

ECO Model Code Guide

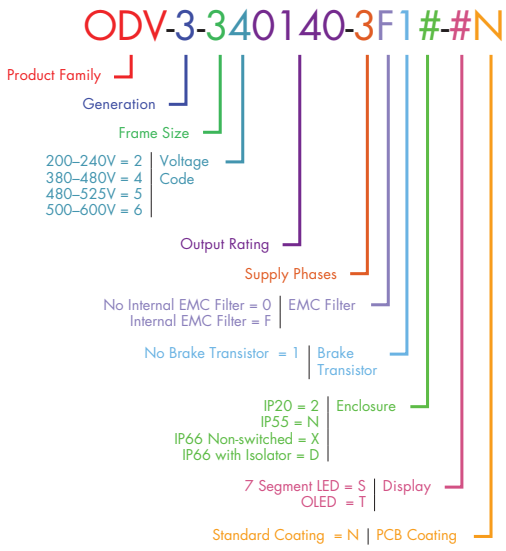

P2 Model Code Guide

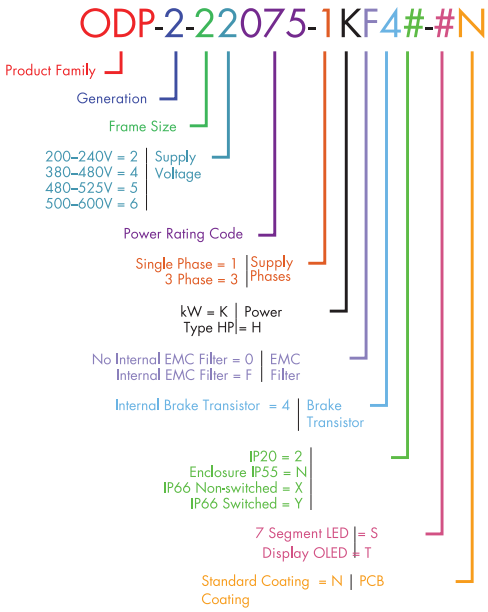

INVERTEK - E3
IP20 PANEL MOUNTED

Invertek Drives.com

Invertek Drives: 1PH Input - 3PH 230V Output

MODEL Single-Phase	STOCK CODE		POWER P2 kW	AMP A	FRAME	INPUT V	OUTPUT V	IP CLASS
ODE-3-120023-1F12	1061910		0.37	2.3	1	230/1PH	230/3PH	IP20
ODE-3-120043-1F12	1029585		0.75	4.3	1	230/1PH	230/3PH	IP20
ODE-3-120070-1F12	1061912		1.5	7	1	230/1PH	230/3PH	IP20
ODE-3-220070-1F42	1061911		1.5*	7	2	230/1PH	230/3PH	IP20
ODE-3-220105-1F42	1030121		2.2	10.5	2	230/1PH	230/3PH	IP20
ODE-3-120153-1012	1080333		4	15.3	3	230/1PH	230/3PH	IP20

* Longer output cable

INVERTEK - E3
IP20 PANEL MOUNTED

Invertek Drives.com

Invertek Drives: 3PH Input - 3PH Output

MODEL Three Phase	STOCK CODE		POWER P2 kW	AMP A	FRAME	INPUT V	OUTPUT V	IP CLASS
ODE-3-320180 -1042	1029413		0.75	2.2	1	400/3PH	400/3PH	IP20
ODE-3-140041-3F12	1029107		1.5	4.1	1	400/3PH	400/3PH	IP20
ODE-3-240041-3F42	1029120		1.5*	4.1	2	400/3PH	400/3PH	IP20
ODE-3-240058-3F42	1031777		2.2	5.8	2	400/3PH	400/3PH	IP20
ODE-3-240095-3F42	1029121		4	9.5	2	400/3PH	400/3PH	IP20
ODE-3-340140-3F42	1021464		5.5	14	3	400/3PH	400/3PH	IP20
ODE-3-340180-3F42	1021521		7.5	18	3	400/3PH	400/3PH	IP20
ODE-3-340240-3F42	1021466		11	24	3	400/3PH	400/3PH	IP20
ODE-3-440300-3F42	1021467		15	30	4	400/3PH	400/3PH	IP20
ODE-3-440390-3F42	1033921		18.5	39	4	400/3PH	400/3PH	IP20
ODE-3-440460-3F42	1021468		22	46	4	400/3PH	400/3PH	IP20

* Longer output cable

INVERTEK - E3
IP66 WALL MOUNTED
OUTDOOR WASHDOWN SWITCHED

Invertek Drives.com

Invertek Drives: 1PH Input - 3PH 230V Output

MODEL Single-Phase	STOCK CODE		POWER P2 kW	AMP A	FRAME	INPUT V	OUTPUT V	IP CLASS
ODE-3-120023-1F1B	1070437		0.37	2.3	1	230/1PH	230/3PH	IP66
ODE-3-120043-1F1B	1070438		0.75	4.3	1	230/1PH	230/3PH	IP66
ODE-3-120070-1F1B	1070439		1.5	7	1	230/1PH	230/3PH	IP66
ODE-3-220070-1F4B	1070440		1.5*	7	2	230/1PH	230/3PH	IP66
ODE-3-220105-1F4B	1070441		2.2	10.5	2	230/1PH	230/3PH	IP66
ODE-3-320153-104B	1070442		4	15.3	3	230/1PH	230/3PH	IP66

* Longer output cable

All prices exclude VAT. E&OE.

INVERTEK - E3
IP66 WALL MOUNTED
OUTDOOR WASHDOWN
NON SWITCHED

Invertek Drives.com

Invertek Drives: 1PH Input - 3PH 230V Output

MODEL Single-Phase	STOCK CODE		POWER P2 kW	AMP A	FRAME	INPUT V	OUTPUT V	IP CLASS
ODE-3-120023-1F1A	1070443		0.37	2.3	1	230/1PH	230/3PH	IP66
ODE-3-120043-1F1A	1070444		0.75	4.3	1	230/1PH	230/3PH	IP66
ODE-3-120070-1F1A	1070445		1.5	7	1	230/1PH	230/3PH	IP66
ODE-3-220070-1F4A	1070446		1.5*	7	2	230/1PH	230/3PH	IP66
ODE-3-220105-1F4A	1070447		2.2	10.5	2	230/1PH	230/3PH	IP66
ODE-3-320153-104A	1070448		4	15.3	3	230/1PH	230/3PH	IP66

* Longer output cable

INVERTEK - E3
IP66 WALL MOUNTED
OUTDOOR WASHDOWN
SWITCHED

Invertek Drives.com

Invertek Drives: 3PH Input - 3PH Output

MODEL Three-Phase	STOCK CODE		POWER P2 kW	AMP A	FRAME	INPUT V	OUTPUT V	IP CLASS
ODE-3-140023-3F1B	1080338		0.75	2.2	1	400/3PH	400/3PH	IP66
ODE-3-140041-3FIB	1070449		1.5	4.1	1	400/3PH	400/3PH	IP66
ODE-3-240041-3F4B	1070450		1.5	4.1	2	400/3PH	400/3PH	IP66
ODE-3-240058-3F4B	1070451		2.2	5.8	2	400/3PH	400/3PH	IP66
ODE-3-240095-3F4B	1070452		4	9.5	2	400/3PH	400/3PH	IP66
ODE-3-340140-3F4B	1070453		5.5	14	3	400/3PH	400/3PH	IP66
ODE-3-340180-3F4B	1070454		7.5	18	3	400/3PH	400/3PH	IP66
ODE-3-340240-3F4B	1070455		11	24	3	400/3PH	400/3PH	IP66
ODE-3-440300-3F4B	1070527		15	30	4	400/3PH	400/3PH	IP66
ODE-3-440390-3F4B	1070528		18.5	39	4	400/3PH	400/3PH	IP66
ODE-3-440460-3F4B	1070529		22	46	4	400/3PH	400/3PH	IP66

INVERTEK - E3
IP66 WALL MOUNTED
OUTDOOR WASHDOWN
NON SWITCHED

Invertek Drives.com

Invertek Drives: 3PH Input - 3PH Output

MODEL Three-Phase	STOCK CODE		POWER P2 kW	AMP A	FRAME	INPUT V	OUTPUT V	IP CLASS
ODE-3-140022-3F1A	1070456		0.75	2.2	1	400/3PH	400/3PH	IP66
ODE-3-140041-3FIA	1070457		1.5	4.1	1	400/3PH	400/3PH	IP66
ODE-3-240041-3F4A	1070458		1.5	4.1	2	400/3PH	400/3PH	IP66
ODE-3-240058-3F4A	1070459		2.2	5.8	2	400/3PH	400/3PH	IP66
ODE-3-240095-3F4A	1070460		4	9.5	2	400/3PH	400/3PH	IP66
ODE-3-340140-3F4A	1070461		5.5	14	3	400/3PH	400/3PH	IP66
ODE-3-340180-3F4A	1070462		7.5	18	3	400/3PH	400/3PH	IP66
ODE-3-340240-3F4A	1070463		11	24	3	400/3PH	400/3PH	IP66
ODE-3-440300-3F4A	1070530		15	30	4	400/3PH	400/3PH	IP66
ODE-3-440390-3F4A	1070531		18.5	39	4	400/3PH	400/3PH	IP66
ODE-3-440460-3F4A	1070532		22	46	4	400/3PH	400/3PH	IP66

ECO Drive Energy Efficient with Pump Control

INVERTEK - ECO
IP20 PANEL MOUNTED

Invertek Drives: 1PH Input - 3PH 230V Output

MODEL Single-Phase	STOCK CODE		POWER P_2 kW	AMP A	FRAME	INPUT V	OUTPUT V	IP CLASS
ODV-3-220043-1F12-SN	1069942		0.75	4.3	2	230/3PH	230/3PH	IP20
ODV-3-220070-1F12-SN	1021524		1.5	7	2	230/3PH	230/3PH	IP20
ODV-3-220105-1F12-SN	1021525		2.2	10.5	2	230/3PH	230/3PH	IP20

INVERTEK - ECO
IP66 WALL MOUNTED
IP66 NON-SWITCHED

Invertek Drives: 1PH Input - 3PH 230V Output

MODEL Single-Phase	STOCK CODE		POWER P_2 kW	AMP A	FRAME	INPUT V	OUTPUT V	IP CLASS
ODV-3-220043-1F1X-TN	1069943		0.75	4.3	2	230/1PH	230/3PH	IP66
ODV-3-220070-1F1X-TN	1069944		1.5	7	2	230/1PH	230/3PH	IP66
ODV-3-220105-1F1X-TN	1069945		2.2	10.5	2	230/1PH	230/3PH	IP66

INVERTEK - ECO
IP66 WALL MOUNTED
IP66 SWITCHED

Invertek Drives: 1PH Input - 3PH 230V Output

MODEL Single-Phase	STOCK CODE		POWER P_2 kW	AMP A	FRAME	INPUT V	OUTPUT V	IP CLASS
ODV-3-220043-1F1D-TN	1069946		0.75	4.3	2	230/1PH	230/3PH	IP66
ODV-3-220070-1F1D-TN	1069947		1.5	7	2	230/1PH	230/3PH	IP66
ODV-3-220105-1F1D-TN	1069948		2.2	10.5	2	230/1PH	230/3PH	IP66

All prices exclude VAT. E&OE.

INVERTEK - ECO
IP20 PANEL MOUNTED

Invertek Drives.com

Invertek Drives: 3PH Input - 3PH Output

MODEL Three-Phase	STOCK CODE		POWER P_2 kW	AMP A	FRAME	INPUT V	OUTPUT V	IP CLASS
ODV-3-240022-3F12-SN	1069949		0.75	2.2	2	400/3PH	400/3PH	IP20
ODV-3-240041-3F12-SN	1018110		1.5	4.1	2	400/3PH	400/3PH	IP20
ODV-3-240058-3F12-SN	1021519		2.2	5.8	2	400/3PH	400/3PH	IP20
ODV-3-240095-3F12-SN	1019835		4	9.5	2	400/3PH	400/3PH	IP20
ODV-3-340140-3F12-SN	1018108		5.5	14	3	400/3PH	400/3PH	IP20
ODV-3-340180-3F12-SN	1021522		7.5	18	3	400/3PH	400/3PH	IP20
ODV-3-340240-3F12-SN	1019836		11	24	3	400/3PH	400/3PH	IP20
ODV-3-440300-3F12-TN	1070464		15	30	4	400/3PH	400/3PH	IP20
ODV-3-440390-3F12-TN	1070465		18.5	39	4	400/3PH	400/3PH	IP20
ODV-3-440460-3F12-TN	1070466		22	46	4	400/3PH	400/3PH	IP20
ODV-3-540610-3F12-TN	1070467		30	61	5	400/3PH	400/3PH	IP20
ODV-3-540720-3F12-TN	1070468		37	72	5	400/3PH	400/3PH	IP20
ODV-3-540900-3F12-TN	1070469		45	90	5	400/3PH	400/3PH	IP20
ODV-3-6A401100-3F12-TN	1080348		55	110	6A	400/3PH	400/3PH	IP20
ODV-3-6A401500-3F12-TN	1080349		75	150	6A	400/3PH	400/3PH	IP20
ODV-3-6B401800-3F12-TN	1080351		90	180	6B	400/3PH	400/3PH	IP20
ODV-3-6B402020-3F12-TN	1080352		110	202	6B	400/3PH	400/3PH	IP20

INVERTEK - ECO
IP66 WALL MOUNTED
IP66 NON-SWITCHED

Invertek Drives.com

Invertek Drives: 3PH Input - 3PH

MODEL Three-Phase	STOCK CODE		POWER P_2 kW	AMP A	FRAME	INPUT V	OUTPUT V	IP CLASS
ODV-3-240022-3F1X-TN	1069950		0.75	2.2	2	400/3PH	400/3PH	IP66
ODV-3-240041-3F1X-TN	1080353		1.5	4.1	2	400/3PH	400/3PH	IP66
ODV-3-240058-3F1X-TN	1080354		2.2	5.8	2	400/3PH	400/3PH	IP66
ODV-3-240095-3F1X-TN	1028639		4	9.5	2	400/3PH	400/3PH	IP66
ODV-3-340140-3F1X-TN	1069954		5.5	14	3	400/3PH	400/3PH	IP66
ODV-3-340180-3F1X-TN	1028357		7.5	18	3	400/3PH	400/3PH	IP66
ODV-3-340240-3F1X-TN	1028358		11	24	3	400/3PH	400/3PH	IP66

INVERTEK - ECO
IP66 WALL MOUNTED
IP66 SWITCHED

Invertek Drives.com

Invertek Drives: 3PH Input - 3PH

MODEL Three-Phase	STOCK CODE		POWER P2 kW	AMP A	FRAME	INPUT V	OUTPUT V	IP CLASS
ODV-3-240022-3F1D-TN	1069955		0.75	2.2	2	400/3PH	400/3PH	IP66
ODV-3-240041-3F1D-TN	1030125		1.5	4.1	2	400/3PH	400/3PH	IP66
ODV-3-240058-3F1D-TN	1030126		2.2	5.8	2	400/3PH	400/3PH	IP66
ODV-3-240095-3F1D-TN	1021490		4	9.5	2	400/3PH	400/3PH	IP66
ODV-3-340140-3F1D-TN	1019462		5.5	14	3	400/3PH	400/3PH	IP66
ODV-3-340180-3F1D-TN	1018127		7.5	18	3	400/3PH	400/3PH	IP66
ODV-3-340240-3F1D-TN	1016325		11	24	3	400/3PH	400/3PH	IP66

INVERTEK - ECO
IP55 WALL MOUNTED

Invertek Drives.com

Invertek Drives: 3PH Input - 3PH

MODEL Three-Phase	STOCK CODE		POWER P2 kW	AMP A	FRAME	INPUT V	OUTPUT V	IP CLASS
ODV-3-440300-3F1N-TN	1015581		15	30	4	400/3PH	400/3PH	IP55
ODV-3-440390-3F1N-TN	1030127		18.5	39	4	400/3PH	400/3PH	IP55
ODV-3-440460-3F1N-TN	1017143		22	46	4	400/3PH	400/3PH	IP55
ODV-3-540610-3F1N-TN	1016408		30	61	5	400/3PH	400/3PH	IP55
ODV-3-540720-3F1N-TN	1006779		37	72	5	400/3PH	400/3PH	IP55
ODV-3-540900-3F1N-TN	1019833		45	90	5	400/3PH	400/3PH	IP55
ODV-3-641100-3F1N-TN	1019461		55	110	6	400/3PH	400/3PH	IP55
ODV-3-641500-3F1N-TN	1028356		75	150	6	400/3PH	400/3PH	IP55
ODV-3-641800-3F1N-TN	1016433		90	180	6	400/3PH	400/3PH	IP55
ODV-3-742020-3F1N-TN	1080357		110	202	7	400/3PH	400/3PH	IP55
ODV-3-742400-3F1N-TN	1069958		132	240	7	400/3PH	400/3PH	IP55
ODV-3-743020-3F1N-TN	1033611		160	302	7	400/3PH	400/3PH	IP55

P2 Drive Constant Torque for Heavy Duty Applications

INVERTEK - P2
IP20 PANEL MOUNTED

Invertek Drives.com

Invertek Drives: 1PH Input - 3PH

MODEL Single-Phase	STOCK CODE		POWER P2 kW	AMP A	FRAME	INPUT V	OUTPUT V	IP CLASS
ODP-2-22075-1KF42-SN	1069959		0.75	4.3	2	230/1PH	230/3PH	IP20
ODP-2-22150-1KF42-SN	1069960		1.5	7	2	230/1PH	230/3PH	IP20
ODP-2-22220-1KF42-SN	1069961		2.2	10.5	2	230/1PH	230/3PH	IP20

All prices exclude VAT. E&OE.

INVERTEK - P2
IP66 WALL MOUNTED
IP66 NON-SWITCHED

Invertek Drives.com

Invertek Drives: 1PH Input - 3PH 230V Output

MODEL Single-Phase	STOCK CODE		POWER P2 kW	AMP A	FRAME	INPUT V	OUTPUT V	IP CLASS
ODP-2-22075-1KF4X-TN	1069962		0.75	4.3	2	230/1PH	230/3PH	IP66
ODP-2-22150-1KF4X-TN	1069963		1.5	7	2	230/1PH	230/3PH	IP66
ODP-2-22220-1KF4X-TN	1069964		2.2	10.5	2	230/1PH	230/3PH	IP66

INVERTEK - P2
IP66 WALL MOUNTED
IP66 SWITCHED

Invertek Drives.com

Invertek Drives: 1PH Input - 3PH 230V Output

MODEL Single-Phase	STOCK CODE		POWER P2 kW	AMP A	FRAME	INPUT V	OUTPUT V	IP CLASS
ODP-2-22075-1KF4X-TN	1080493		0.75	4.3	2	230/1PH	230/3PH	IP66
ODP-2-22150-1KF4X-TN	1080494		1.5	7	2	230/1PH	230/3PH	IP66
ODP-2-22220-1KF4X-TN	1080496		2.2	10.5	2	230/1PH	230/3PH	IP66

INVERTEK - P2
IP20 PANEL MOUNTED

Invertek Drives.com

Invertek Drives: 3PH Input - 3PH

MODEL Three-Phase	STOCK CODE		POWER P2 kW	AMP A	FRAME	INPUT V	OUTPUT V	IP CLASS
ODP-2-24075-3KF42-SN	1069965		0.75	2.2	2	400/3PH	400/3PH	IP20
ODP-2-24150-3KF42-SN	1069966		1.5	4.1	2	400/3PH	400/3PH	IP20
ODP-2-24220-3KF42-SN	1069967		2.2	5.8	2	400/3PH	400/3PH	IP20
ODP-2-24400-3KF42-SN	1018112		4	9.5	2	400/3PH	400/3PH	IP20
ODP-2-34055-3KF42-SN	1069968		5.5	14	3	400/3PH	400/3PH	IP20
ODP-2-34075-3KF42-SN	1069969		7.5	18	3	400/3PH	400/3PH	IP20
ODP-2-34110-3KF42-SN	1069970		11	24	3	400/3PH	400/3PH	IP20
ODP-2-44150-3KF42-TN	1070541		15	30	4	400/3PH	400/3PH	IP20
ODP-2-44185-3KF42-TN	1070542		18.5	39	4	400/3PH	400/3PH	IP20
ODP-2-44220-3KF42-TN	1006753		22	46	4	400/3PH	400/3PH	IP20
ODP-2-54300-3KF42-TN	1070543		30	61	5	400/3PH	400/3PH	IP20
ODP-2-54370-3KF42-TN	1070544		37	72	5	400/3PH	400/3PH	IP20
ODP-2-6A4045-3KF42-TN	1080358		45	90	6A	400/3PH	400/3PH	IP20
ODP-2-6A4055-3KF42-TN	1006755		55	110	6A	400/3PH	400/3PH	IP20
ODP-2-6B4075-3KF42-TN	1019932		75	150	6B	400/3PH	400/3PH	IP20
ODP-2--6B40903KF42-TN	1080359		90	180	6B	400/3PH	400/3PH	IP20

INVERTEK - P2
IP66 WALL MOUNTED
IP66 NON-SWITCHED

Invertek Drives.com

Invertek Drives: 1PH Input - 3PH

MODEL Three-Phase	STOCK CODE		POWER P_2 kW	AMP A	FRAME	INPUT V	OUTPUT V	IP CLASS
ODP-2-24075-3KF4X-TN	1069971		0.75	2.2	2	380/1PH	400/3PH	IP66
ODP-2-24150-3KF4X-TN	1069972		1.5	4.1	2	380/1PH	400/3PH	IP66
ODP-2-24220-3KF4X-TN	1069973		2.2	5.8	2	380/1PH	400/3PH	IP66
ODP-2-24400-3KF4X-TN	1028360		4	9.5	2	380/1PH	400/3PH	IP66
ODP-2-34055-3KF4X-TN	1028359		5.5	14	3	380/1PH	400/3PH	IP66
ODP-2-34075-3KF4X-TN	1069974		7.5	18	3	380/1PH	400/3PH	IP66

INVERTEK - P2
IP66 WALL MOUNTED
IP66 NON-SWITCHED

Invertek Drives.com

Invertek Drives: 3PH Input - 3PH

MODEL Three-Phase	STOCK CODE		POWER P_2 kW	AMP A	FRAME	INPUT V	OUTPUT V	IP CLASS
ODP-2-24075-3KF4Y-TN	1069975		0.75	2.2	2	400/3PH	400/3PH	IP66
ODP-2-24150-3KF4Y-TN	1069976		1.5	4.1	2	400/3PH	400/3PH	IP66
ODP-2-24220-3KF4Y-TN	1069977		2.2	5.8	2	400/3PH	400/3PH	IP66
ODP-2-24400-3KF4Y-TN	1006768		4	9.5	2	400/3PH	400/3PH	IP66
ODP-2-34055-3KF4Y-TN	1006773		5.5	14	3	400/3PH	400/3PH	IP66
ODP-2-34075-3KF4Y-TN	1006774		7.5	18	3	400/3PH	400/3PH	IP66

INVERTEK - P2
IP55 WALL MOUNTED

Invertek Drives.com

Invertek Drives: 3PH Input - 3PH with Brake Chopper

MODEL Three-Phase	STOCK CODE		POWER P_2 kW	AMP A	FRAME	INPUT	OUTPUT	IP CLASS
ODP-2-44110-3KF4N-TN	1006782		11	24	4	400/3PH	400/3PH	IP55
ODP-2-44150-3KF4N-TN	1069978		15	30	4	400/3PH	400/3PH	IP55
ODP-2-44185-3KF4N-TN	1006783		18.5	39	4	400/3PH	400/3PH	IP55
ODP-2-44220-3KF4N-TN	1006753		22	46	4	400/3PH	400/3PH	IP55
ODP-2-54300-3KF4N-TN	1028642		30	61	5	400/3PH	400/3PH	IP55
ODP-2-54370-3KF4N-TN	1080362		37	72	5	400/3PH	400/3PH	IP55
ODP-2-64045-3KF4N-TN	1080363		45	90	6	400/3PH	400/3PH	IP55
ODP-2-64055-3KF4N-TN	1080364		55	110	6	400/3PH	400/3PH	IP55
ODP-2-64075-3KF4N-TN	1080371		75	150	6	400/3PH	400/3PH	IP55
ODP-2-64090-3KF4N-TN	1080366		90	180	6	400/3PH	400/3PH	IP55
ODP-2-74110-3KF4N-TN	1080367		110	202	7	400/3PH	400/3PH	IP55
ODP-2-74132-3KF4N-TN	1080368		132	240	7	400/3PH	400/3PH	IP55
ODP-2-74160-3KF4N-TN	1080369		160	302	7	400/3PH	400/3PH	IP55

All prices exclude VAT. E&OE.

P2 - Designed for fast installation and commissioning, P2 variable frequency drive provides the most cost effective solution for industry. All Optidrive P2 units provide 150% overload for 60 seconds as standard, ensuring each drive is suitable for Heavy Duty applications, whilst the IP55 enclosed versions ensure the drive is robust enough to survive in industrial environments. Extensive I/O and communications interface capabilities ensure the drive can be integrated quickly and efficiently into a wide variety of control systems with the minimum commissioning time, ensuring rapid start up. Invertek's simple parameter structure, and carefully selected factory parameter settings ensure that commissioning time is kept to a minimum.

- Large Single-Phase input P2 High torque 230 Volt Single Phase input 230 Volt Three Phase output.
- 3.7 Kw 15 Amp 230 Volt output to 22Kw 90 Amp three phase output.
- Suitable for applications where Three Phase 400 Volt is not available
- IP 55 suitable for indoor wall mounting on farms and various plant rooms.

INVERTEK - P2
IP55 WALL MOUNTED

Invertek Drives.com

Invertek Drives: For 1PH Input - 3PH 230V Output

MODEL Three-Phase	STOCK CODE		POWER P2 kW	AMP A	FRAME	INPUT V	OUTPUT V	IP CLASS
ODP-2-42075-3KF4N-TN	1070545		7.5/3.7*	30/15*	4	230/1PH	230/3PH	IP55
ODP-2-42110-3KF4N-TN	1070546		11/5.5*	46/23*	4	230/1PH	230/3PH	IP55
ODP-2-52150-3KF4N-TN	1070547		15/7.5*	60/30*	5	230/1PH	230/3PH	IP55
ODP-2-52185-3KF4N-TN	1070548		18.5/9.25*	72/36*	5	230/1PH	230/3PH	IP55
ODP-2-62022-3KF4N-TN	1070549		22/11*	90/45*	6	230/1PH	230/3PH	IP55
ODP-2-62030-3KF4N-TN	1070550		30/15*	110/55*	6	230/1PH	230/3PH	IP55
ODP-2-62037-3KF4N-TN	1070551		37/18.5*	150/75*	6	230/1PH	230/3PH	IP55
ODP-2-62045-3KF4N-TN	1070552		45/22*	180/90*	6	230/1PH	230/3PH	IP55

*** NOTE: With single phase input use lower values only**

Invertek Accessories

MODEL	STOCK CODE		DESCRIPTION	E2	P2	HVAC	ECO
OPT-2-OPPAD-IN	1006749		Optipad Remote OLED Keypad with RJ45 Cable				
OPT-2-OPORT-IN OD-OPRTP-IN	1018116		Optiport 2 with RJ45 Cable Optiport+ Remote Keypad (ODP & VTC) with RJ11 Cable				
OPT-J45SP-IN	1006747		RS485 3 Way Data Cable Splitter RJ45				
OPT-J4505-IN	1069982		RS485 Data Cable, 0.5M RJ45				
OPT-J4510-IN	1006746		RS485 Data Cable, 1.0M RJ45				
OPT-J4530-IN	1070407		RS485 Data Cable, 3.0M RJ45				
OPT-2-ISOLO-S4	1030025		Local Isolator, Frame Size 4	-			
OPT-2-ISOLO-S5	1018623		Local Isolator, Frame Size 5	-			

Steadypres

MODEL	STOCK CODE		ITEM NO.	PUMP POWER kW	SET PRESSURE Bar	VOLTAGE SUPPLY V	PUMP VOLTAGE V	FREQUENCY Hz	AMP A	SIZE BSP
Single Phase Input / Single Phase Output										
M/M 8.5 E	1005156		D01141091	1.1	1 ÷ 9*	1 x 230	1 x 230	25 ÷ 50/60	8,5	1" x 1"
M/M 11 E	1005158		D01141088	1.5	1 ÷ 9*	1 x 230	1 x 230	25 ÷ 50/60	11,0	1" x 1"
M/M 16 E	1005159		D01141089	2.0	1 ÷ 9*	1 x 230	1 x 230	25 ÷ 50/60	16,0	1" x 1"
Single Phase Input / Three Phase Output										
M/T 7 E	1028943		D01141092	1.1	1 ÷ 9*	1 x 230	3 x 230	25 ÷ 50/60	7,0	1" x 1"
M/T 12 E	1029447		D01141093	2.2	1 ÷ 9*	1 x 230	3 x 230	25 ÷ 50/60	12,0	1" x 1"
Three Phase Input / Three Phase Output										
T/T 6 E	1005163		D01142316	2.2	1 ÷ 9*	3 x 400	3 x 400	25 ÷ 50/60	6,0	1" x 1"

* By adding the expansion board D01531K01 (optional). 1 board each Steadypres 2.0 is required.

- IP protection: IP65
- Ambient temp range: 0-40°C
- Fluid temp range: 0-55°C
- Accepted fluids: clean water
- Voltage: +/- 10%
- Frequency: 50-60Hz

- Connections: 1" BSP male
- Working pressure: 1- 9 bars
- Max working pressure: 10 bars
- Burst pressure: 40 bars
- Cut-off flow rate: 2 L/min
- Working position: vertical only

Steadypres protects from:
- Dry-run w/h automatic reset
- Anomalous currents & voltages
- Anomalous temperatures
- Missing phase (3 phase version only)

Multipres

Master

+

Slave

+

Powerbox

MODEL	STOCK CODE		ITEM NO.	PUMP POWER kW	MAX CURRENT A	CUT-OFF PRESSURE V	VOLTAGE SUPPLY V	FREQUENCY Hz	CONNECTION GAS
PSM 2 M 16	1028945		D01211001	1.5x2	16	0,8÷9	230 ± 10%	50/60	1" x 1"
PSM 3 M 16	1029448		D01211002	1.5x3	16	0,8÷9	230 ± 10%	50/60	1" x 1"

Traditional Mechanical Pressure

Switches used in booster sets composed of several pumps are difficult to regulate, which often leads to an excessive variation of the installation pressure. Thanks to its precise pressure sensor, Multipres makes the control of the running/stop pressure of the various pumps precise and reliable, limiting the variations of the installation pressure.

The MULTI-PRESET controller is made up of:
- One master unit composed of keyboard and LCD screen, pressure and flow rate sensors
- One or more slave units composed of indicator led and flow rate sensor
- One power-box unit composed of relay for pump start/stop control and power connections

Main features:
- Digitally adjustable cut-in and cut off pressure from 0.8 bars to 9 bars at steps of 0.2 bars
- Pump alternation at every start
- Over-current protection
- Dry-running protection
- Automatic exclusion of pump in alarm status

All prices exclude VAT. E&OE.

XILENT (DG PED) provides a completely new installation experience - silent running & maximum performance, conveniently replacing traditional pump systems and adjusting its performance according to water demand, providing constant pressure to all taps and enhanced energy consumption savings.

It has been designed for residential including boosting from roof tanks, break tanks & ground tanks, as well as rainwater tanks.

It integrates self-priming up to 8 meters water cooled pump; inverter; tank; flow detector & pressure sensor; non return valve; main disconnector; adjustable anti-vibration feet; 360° rotation in-out connector; whilst also providing the possibility to connect input/output signal; an all-in-one compact unit which is quick and easy to install.

DG PED Variable Speed Unit

MODEL	STOCK CODE		WEIGHT KG	DIMENSION CM	SIZE Inch	RATING IP
X/3	1069984		16	39x22x34	1	X/4
X/5	1069985		17	39x22x34	1	X/4

Xilent (DG PED) Technical Data

MODEL	ELECTRIC PERFORMANCES				HYRDRAULIC PERFOMANCES											
	Power Supply	P1 MAX		Max. Current	Q= m3/h	0.6	1.2	1.8	2.4	3	3.6	4.2	4.8	5.4	6	6.6
		KW	HP	A	Q= L/min	10	20	30	40	50	60	70	80	90	100	100
X/3	1x230 V	0.9	1.2	5.8	H (m)	60	60	55	45	35	24	14	-	-	-	-
X/5	1x230 V	1.5	2	9.4		60	60	60	56	51	47	42	37	31	25	17

Xilent (DG PED) Accessories

MODEL	STOCK CODE		DESCRIPTION
D-KIT	1070478		D-KIT gives the possibility to rapidly connect two Xilent in parallel (cascade). Free standing, floor installations
W/1 KIT W	1070479		Wall mounting brackets for individual Xilent
W/2 KIT	1070481		Wall mounting brackets for D-KIT
FIX-KIT	1070482		To ground anchor Xilent (2 sets)
Expansion Board	1070483		RS485 communication among inverters auxiliary input and/or output signal



D-KIT

WALL-KIT

All prices exclude VAT. E&OE.

Vario: Electronic Flow Controller (Adjustable Cut-In)

MODEL	STOCK CODE		VOLT V	Hz	A	FITTINGS	FLOW RATE	CUT-IN PRESSURE
Vario	1005160		230	50	16 A	1" x 1"	12 m^3/h	Adjustable

- Adjustable amps (up to 16A) suitable for a variety of pumps
- 3 piece union
- External control for adjustable cut-in

Presflo Multi (Comfort): Electronic Flow Controls c/w Vessel

MODEL	STOCK CODE		VOLT V	Hz	A	FITTINGS	FLOW RATE	CUT-IN PRESSURE
Presflo Multi	1005165		230	50	16 A	1" x 1"	12 m^3/h	Adjustable

- 2L pressure vessel
- Adjustable amps (up to 16A) suitable for a variety of pumps
- 3 piece union

Brio: Electronic Flow Control

MODEL	STOCK CODE		VOLT V	Hz	AMP A	FITTINGS	CUT-IN PRESSURE Bar
Brio 2000	1005139		230	50	10	1" x 1"	1.5

Matic: Hot Water Flow Switch

MODEL	STOCK CODE		VOLT V	Hz	A	FITTINGS	MIN FLOW RATE
Matic flow switch	1007820		230	50	10 A	1" x 1"	0.6 L/min

SJE: Tank Alert

MODEL	STOCK CODE		VOLT V	Hz	LED BEACON	ALARM SOUND
EZ high level alert	1035657		230	50	✓	✓

All prices exclude VAT. E&OE.

Steadypres Sensor c/w card

MODEL	STOCK CODE		PART NO
Pressure sensor V2.0 c/w card	1030100		7DGFDR1141K46 (new)
Pressure sensor V1.0 c/w card	1100781		7DGFDR1141K47 (old)

Steadypres Sensor Only

MODEL	STOCK CODE		PART NO
Pressure sensor	1005153		DR1141K02
Pressure sensor	1005154		DR1141K23

Steadypres Expansion Kit

MODEL	STOCK CODE		PART NO
Steadypress expansion kit	1028944		D01531K01

Steadypres Union

MODEL	STOCK CODE		PART NO
3 Piece union chrome 1"	1021818		DR1141K15

Wall Bracket

MODEL	STOCK CODE		PART NO
Wall bracket	1004953		0715F3182

Presflo Card

MODEL	STOCK CODE		PART NO
Electronic Card Presflo (old)	1005161		R001040EAB
Electronic Card Vario (new)	1070741		7DGFDR1115K09
Electronic Card Multi (old)	1005164		DR1112K16
Electronic Card Multi (new)	1070742		7DGFDR1117K08

Presflo Union (New Version)

MODEL	STOCK CODE		PART NO
3 piece union 1" Female (BSP)	1036811		DR1115K04
3 piece union 1" Male (NPT)	1070743		DR1115K11

Presflo Non-Return Valve (New Version)

MODEL	STOCK CODE		PART NO
Non return valve	1036812		DR1115K18

Presflo Non-Return (Old Version)

MODEL	STOCK CODE		PART NO
Non return	1005149		DR1141K03

Top Multi Tech (Auto)

MODEL	STOCK CODE		PART NO
Auto valve	1030932		ASSGV119960
Auto card	1030933		1145A002

All prices exclude VAT. E&OE.

EPS

Float Switches

MODEL	STOCK CODE		LENGTH
EPS	1007812		10 metres

- With H07 RN-F cable: single function (emptying) floats, with 10 A switch

MAC 3

Float Switches MAC 3

MODEL	STOCK CODE		LENGTH m
MAC 3	1007810		10
MAC 3	1007811		40

- With H07 RN-F cable: single function (emptying) floats, with
- Double watertight protection chamber and 10 A switch

MAC 5

Float Switches MAC 5

MODEL	STOCK CODE		LENGTH m
MAC 5	1007809		10

- Tilting float: dual function (emptying and filling), double watertight protection chamber with 10 A switch
- Recommended for use with waste water collection stations

REMEX

Float Switches Mercury Remex

MODEL	STOCK CODE		TEMPERATURE °C
Remex P10	1007815		70°

- Designed for the automatic control of all types off electrically driven pumps
- Typically securely fitted on a level base above tank with protective cover
- Never fit near steam from return-condensates

Pump Components

Pressure Gauges	171
Panel Boxes & Cable Glands	171
Pressure Switches	172
Pressure Tank Components	173
Deep Well Jet Bodies	174
Pipe Sealant & Tape	174

Pressure Gauges

MODEL	STOCK CODE		FITTING Inch	Ø mm	SCALE Bar
Pressure gauge - EPS	1005181		¼"	50	0 ÷ 10
Pressure gauge - Pedrollo	1071052		¼"	63	0 ÷ 10
Pressure gauge - Back Entry	1080331		¼"	50	0 ÷ 10
TIPG Pressure Gauge Instant	1019471		Push	50	0 ÷ 10

Glycerine Filled Pressure Gauges

MODEL	STOCK CODE		FITTING Inch	Ø mm	SCALE Bar
Pressure gauge	1005183		¼"	63	0 ÷ 10
Pressure gauge	1030005		¼"	63	0 ÷ 16
Pressure gauge	1005184		¼"	63	0 ÷ 20
Pressure gauge	1005185		¼"	63	0 ÷ 25
Pressure gauge	1005196		½"	100	0 ÷ 10
Pressure gauge	1005198		½"	100	0 ÷ 25

PANEL BOXES & CABLE GLANDS

Panel Boxes - PVC (Empty)

MODEL	STOCK CODE		SIZE mm	RATING IP
EC41/0C4	1007733		75 x 75 x 50	56
GW44/206	1007736		150 x 110 x 70	56
GW44/217	1007738		190X140X140	56
GW44/218	1007740		240 x 190 x 160	56
GW44/220	1007742		380 x 300 x 180	56

Cable Glands

MODEL	STOCK CODE		SIZE mm	TYPE
BMMX-02	1007178		20	Plastic
BMMX-15	1007179		25	Plastic
BMMX-17	1007181		32	Plastic
BMMX-19	1007182		50	Plastic
SWA Kit-20S	1007168		20	Brass
SWA Kit-20	1007169		20	Brass
SWA Kit-25	1007170		25	Brass
SWA Kit-32	1007171		32	Brass

Pressure Switches

MODEL	STOCK CODE		FITTING	STANDARD SETTING Bar
FSG 2	1007777		¼" female	1.4 ÷ 2.8
FYG 22	1007778		¼" female	5.4 ÷ 7.0
FYG 32	1007781		¼" female	8 ÷ 10.5
FSG 2G (LOP)	1007788		¼" female	1.4 ÷ 2.8
EPS Switch	1007783		¼" female	1.4 ÷ 2.8

Danfoss: Pressure Switches

MODEL	STOCK CODE		FITTING	STANDARD SETTING Bar
KPI 35	1007793		¼"	0.2 ÷ 8
KPI 38	1007792		¼"	8 ÷ 28

Pressure Transmitters

MODEL	STOCK CODE		FITTING	STANDARD SETTING Bar	M/AMPS
060G1125	1014131		¼"	0-10	4 - 20
064G6531	1028801		¼"	0-16	4 - 20
PT3543/EVC004	1008284		¼"	0-25	4 - 20

Evak: Electronic Flow Control

MODEL	STOCK CODE		POWER 110V HP	POWER 220V HP	VOLT V	Hz	A	FITTINGS	IP Rating	TEMPERATURE
DCP-10	1005150		1	2	115-220	50/60	12	¼"	55	65°
DCP-10 A (new)	1020105		1	2	115-220	50/60	12	¼"	55	65°

All prices exclude VAT. E&OE.

3 - 5 Way Fittings

MODEL	STOCK CODE		SIZE Inch
3 way brass	1003771		1"
5 way brass	1003772		1"
5 Way Stainless Steel c/w non return	1028857		1"

Pressure Relief Valve Certified

MODEL	STOCK CODE		SIZE Inch
3.8 Bar- Certified	1020015		3/4"
3.8 Bar - Certified	1081136		1"
3.8 Bar - Certified	1036520		2"

Deepwell Regulating Valve

MODEL	STOCK CODE		SIZE Inch
Regulating valve	1000641		1"

Flexible Hoses

MODEL	STOCK CODE		SIZE Inch
115 mm Straight - F/F	1074936		1"
200 mm Straight - M/F	1074939		1"
225 mm Elbow - F/F	1080212		1"
225 mm Swivel - F/F	1080554		¾"
300 mm Elbow - F/F	1074938		¾"
300 mm Straight - F/F	1074937		¾"
300 mm Swivel - F/F	1080556		¾"
340 mm Swivel - F/F	1080555		1"
430 mm Elbow - F/F	1080211		1"
550 mm - M/F	1000646		1"
700 mm - M/F	1000649		1"
800 mm - M/F	1000650		1"

Flexible Hose, Nipples & Seal

MODEL	STOCK CODE		SIZE Inch
Hose nipple	1000652		1"
Hose washer	1000651		1"



Ejectors Jet Body Deep Well

MODEL	STOCK CODE		COMPATIBLE WITH
Brass jet body complete	1000628		Pedrollo
Brass jet body complete	1000630		Pentax
Cast iron 4" jet body complete	1000633		Pedrollo
Cast iron 5" jet body complete	1012097		Pentax

PIPE SEALANT & TAPE

Pipe Sealant

MODEL	STOCK CODE		VOLUME ml
Pipe sealer 58.11	1005851		250
Pipe sealer 85-86 WRAS S/S	1020441		250

PTFE Tape

MODEL	STOCK CODE	
PTFE tape per roll	1005856	

Insulation Tape

MODEL	STOCK CODE		DIMENSIONS mm
PVC tape per roll	1007238		20 x 19
PVC tape per box	-		-

All prices exclude VAT. E&OE.

Water & Flow Meters

Water Meters	176
Flow Meters	177
Siemens Level / Flow Control	178
Level / Flow Control	179

Water Meters Threaded c/w adapters

MODEL Inch	MODEL mm	STOCK CODE		PERMANENT FLOW m^3/h	OVERLOAD FLOW m^3/h
½"	15	1005374		2.5	3.125
¾"	20	1005376		4	5
1"	25	1005378		6.3	7.875
1 ¼"	30	1005380		10	12.5

Optimum accuracy and performance at all times, in any position

- Revolutionary grooved piston for improved durability and performance
- Durable tamper-proof construction
- Full range of sizes from 15mm to 40mm
- Water temperatures up to 50°C
- Maximum working pressure of 16 Bar
- Pulse output available providing access to management information
- Available in sizes from 15mm to 40mm, with flow rates of between 7.5 l/h to 20 m3/h
- Approved to European Directive 2014/32/EU

Water Meters Flanged

MODEL Inch	MODEL mm	STOCK CODE		PERMANENT FLOW m^3/h	OVERLOAD FLOW m^3/h
2"	50	1005383		50	90
3"	80	1005385		120	200
4"	100	1005386		180	250
6"	150	1005387		450	600

- Multiple pulsed output for increased management information
- Extended low and high flow performance
- Suitable for forward and reverse flow metering
- ISO 4064 Class B specification for forward flow installations in the horizontal, vertical and inclined position
- ISO 4064 Class B specification for the reverse flow for sizes up to 150mm
- Robust shroud and copper can register for long life and readability
- Use of an in-line strainer to protect the rotor
- Maximum working temperature of 50°C
- Maximum working pressure of 16 Bar

Pulse Leads for Water Meters

MODEL	STOCK CODE	
Read Switch PSM/ T	1008168	
P10/ LRP10 (helix)	1008169	
Read Switch 4000 RS (helix)	1008171	
Read Switch PR7	1008172	

All prices exclude VAT. E&OE.

Mag 5100W Meter

MODEL	STOCK CODE		SIZE mm	IP RATING
7ME6520-6PC13-2AA1	1005401		DN40	67
7ME6520-2YC12-2AA1	1005402		DN 50	67
7ME6520-3MC12-2AA1	1005403		DN 80	67
7ME6520-3TC12-2AA1	1005404		DN 100	67
7ME6520-4HC12-2AA1	1005405		DN 150	67
7ME6520-4PC12-2AA1	1005406		DN 200	67
7ME6520-4VC12-2AA1	1028215		DN 250	67
7ME6520-5DC12-2AA1	1060862		DN 300	67
7ME6520-5KC12-2AA1	1005409		DN 350	67
7ME6520-5RC12-2AA1	1016011		DN 400	67
7ME6520-6FC12-2AA1	1036842		DN 500	67
7ME6520-6PC13-2AA1	1005410		DN 600	67

Mag 5000 Transducers

MODEL	STOCK CODE		VOLT V	IP RATING
Wall or meter mount	1005421		230	67
Wall or meter mount	1060863		24	67
Door mount	1005422		230	20
Door mount	1060864		24	20

Mag 6000 Transducers

MODEL	STOCK CODE		VOLT V	IP RATING
Wall or meter mount	1020747		230	67
Wall or meter mount	1060865		24	67
Door mount	1060866		230	20
Door mount	1060867		24	20

Accessories

MODEL	STOCK CODE	
Submersible potting kit	1005419	
Wall / remote mount kit	1005423	

Hydroranger 200 Range: Single Point

MODEL	STOCK CODE		VOLT V	RELAY
Wall mount	1008255		230	6
Panel door mount	1008256		230	6

Also available in DC 12-30V if required

Hydroranger 200 Range: Dual Point

MODEL	STOCK CODE		VOLT V	RELAY
Wall mount	1060868		230	6
Panel door mount	1060869		230	6

Also available in DC 12-30V if required

Siemens Probe LU: Stand Alone

MODEL	STOCK CODE	
Probe LU 4-20ma output	1060870	
2" BSP Nut	1060871	

Level/ Pump, Open Channel & Flow Controller

MODEL	STOCK CODE	
Lut 420 230v	1029727	
Lut 430 230v AC	1060873	

All prices exclude VAT. E&OE.

Hydroranger Transducer

MODEL	STOCK CODE		ATEX CABLE m
XRS-5	1008252		10
XPS-10	1008253		10
XPS-15	1060875		10

Hydroranger Programmer

MODEL	STOCK CODE	
Handheld programmer	1008254	

IFM Transducers

MODEL	STOCK CODE		BAR
PS3407	1014883		0-2.5
PS3417	1014885		0-6
PS3208	1014893		0-10

Pulsar Transducers

MODEL	STOCK CODE		SIZE m
DB6	1008266		0-3
DB3	1008265		0-6
DB10	1020606		0-10

Pulsar Controller

MODEL	STOCK CODE		AMP mA
Black Box	1008264		4-20

Level Sensor Probe

MODEL	STOCK CODE		TYPE	LENGTH m
Level Sensor 3 Pin	1008202		VN3	1

Cables & Pump Houses

Submersible Cable	181
Probe Cable & Probes	181
Cable Joints / Heat Shrink	182
Pump Manifolds & Well Caps	182
Pump Houses	183
Lifting Davit	183

Submersible Cable

MODEL	STOCK CODE		CORE	SQUARE
HO7RN/F	1031761		3	1
HO7RN/F	1006833		3	1.5
HO7RN/F	1006834		3	2.5
HO7RN/F	1006835		3	4
HO7RN/F	1006838		4	1.5
HO7RN/F	1006839		4	2.5
HO7RN/F	1006840		4	4
HO7RN/F	1006841		4	6
HO7RN/F	1006842		4	10
HO7RN/F	1006843		4	16

All HO7 cable is blue in colour and comes metre marked.
Roll prices available on request.
400 volt cable available on request.
Please note prices of cable may fluctuate depending on market.

SWA Cable

MODEL	STOCK CODE		CORE	SQUARE
SWA cable	1006967		3	1.5
SWA cable	1006968		3	2.5
SWA cable	1006971		4	1.5
SWA cable	1006972		4	2.5
SWA cable	1006981		5	2.5
SWA cable	1006986		7	2.5

Roll prices available on request.
Please note prices of cable may fluctuate depending on market.

PROBE CABLE & PROBES

Probe Cable

MODEL	STOCK CODE		SIZE Core	PORTS SQ
Probe cable	1006849		1	0.75

Borehole Probe

MODEL	STOCK CODE	
Borehole probe complete	1008199	

Cable Joints

MODEL	STOCK CODE		CABLE SIZE mm/SQ
Straight 6	1007137		MAX 4 X 6 SQ
S4 M2	1007141		MAX 4 X 4SQ
S25 M3	1007142		MAX 4 X 25SQ
S50 M14 (Cm2)	1007140		MAX 4 X 50 SQ

Heat Shrink

MODEL	STOCK CODE		CABLE SIZE mm/SQ
CTHS1	1007143		MAX 4 x 2.5 SQ
CTHS2	1007144		MAX 4 x 6 SQ

PUMP MANIFOLDS & WELL CAPS

Manifolds

MODEL	STOCK CODE		SIZE Inch	PORTS Inch
DN 32 304SS	1001481		1 ¼"	1"
DN 40 304SS	1001482		1 ½"	1 ¼"

Well Caps

MODEL	STOCK CODE		THREAD Inch	WIDTH Inch
Well cap S/S	1001471		¾"	6"
Well cap S/S	1001472		1"	6"
Well cap S/S	1001473		1 ¼"	6"
Well cap S/S	1001476		1 ¼"	8"
Well cap S/S	1001474		1 ½"	6"
Well cap S/S	1013528		1 ½"	8"
Well cap S/S	1001475		2"	6"
Well cap S/S	1015436		2"	8"
Well cap plastic	1001477		-	6"

All prices exclude VAT. E&OE.

Polypropylene Pump House

MODEL	STOCK CODE		LENGTH mm	WIDTH mm	HEIGHT mm
PPH Side Access	1040342		1372	1187	1712

Galvanised Pump House - Double Door

MODEL	STOCK CODE		LENGTH mm	WIDTH mm	HEIGHT mm
GPH-12	1009508		1200	600	1200
GPH-14	1009509		1400	600	1400

GRP Pump House

MODEL	STOCK CODE		LENGTH mm	WIDTH mm	HEIGHT mm
GRP-PR4	1018828		1100	650	1250

LIFTING DAVIT

Lifting Davit Base - Cast In

MODEL	STOCK CODE		LOAD WEIGHT kg
Lifting Davit Base Cast In	1009083		500

Lifting Davit Base - Side Fix

MODEL	STOCK CODE		LOAD WEIGHT kg
Lifting Davit Base Side Fix	1009082		500

Lifting Davit Base - Kit

MODEL	STOCK CODE		LOAD WEIGHT kg
Lifting Davit Base Bolt On	1009081		500
Lifting Davit Pivot Pin, Pole & Arm	1009080		500

Pipes & Hoses

Proline Pipe	185
MDPE Pipe	187
Hose	188
Nylon Rope	188

With ProLine™ pipe, EPS has introduced the latest high-tensile, high-impact uPVC threaded pipe available to the market, otherwise known as column pipe, for submersible borehole applications. ProLine™ pipe is an excellent, high-quality alternative for conventional steel pipe.

Every bore well and deep well submersible pump requires a delivery pipe to transport water out of the well. This delivery pipe is called a riser pipe, column pipe or drop pipe. The riser pipe is an important part of the system for two reasons; 1, it delivers the water and 2, the complete pump is connected to it.

uPVC riser pipes are the best alternative to galvanized or steel pipes as they are 100% corrosion resistant and bacteria free. They are 100% metal free; have bi-axial orientation; are stress-free; have variable wall thickness; high friction threads; are fast and easy to assemble; 100% leak proof joints; 100% quality check; joints with coupler and secure connection and have a smooth wall surface.

Key Features

- 100% Metal Free
- Bi-Axial Orientation
- Stress-Free
- Variable Wall Thickness
- High Friction Threads
- Fast And Easy Assembly
- 100% Leak Proof Joints
- 100% Quality Check
- Joints With Coupler And Secure Connection
- Smooth Wall Surface

Frictional Headloss Per 100 Meters

SIZE	MODEL	DISCHARGE OF PUMP (Litres Per Minute)											
inch		40	60	80	100	120	150	180	240	300	360	400	500
1 ¼	**Standard**	1.48	3.13	5.33	8.06	11.30	17.09	23.95	40.80	61.68	86.47	105.10	158.86
2	**Heavy**	0.25	0.52	0.89	1.34	1.88	2.84	3.98	6.77	10.24	14.36	17.45	26.38
3	**Super Heavy**	0.05	0.10	0.17	0.26	0.37	0.55	0.78	1.33	2.00	2.81	3.41	5.16
4	**Super Heavy**	0.01	0.03	0.05	0.08	0.11	0.16	0.23	0.39	0.59	0.82	1.00	1.51

uPVC Pipe Specification

MODEL	NOMINAL INTERNAL Ø		PCS PER BOX	WEIGHT PER PIECE	OUTER DIAMETER	MINIMUM INNER DIAMETER	SAFE PULLING LOAD CHAIN	ULTIMATE BREAKING LOAD	SAFE ALLOWABLE HYDROSTATION PRESSURE	SAFE TOTAL PUMP DELIVERY HEAD
	mm	inch	pcs	kg	mm	mm	kg	kg	bar	m
Standard	32	1 ¼	25	2.5	42 ± 0.3	29	1500	2600	25	250
Heavy	50	2	10	4.90	60 ± 0.3	43.4	2850	5000	27	270
Super Heavy	75	3	5	13.15	88 ± 0.3	61.9	6600	11900	35	350
Super Heavy	100	4	4	21.50	113 ± 0.3	80	11500	18500	35	350

uPVC Pipes

MODEL	STOCK CODE		NOMINAL DIAMETER mm	NOMINAL DIAMETER inch	BAR
Standard	1036612		32	1 ¼	25
Heavy	1036614		50	2	27
Super Heavy	1036616		75	3	35
Super Heavy	1036617		100	4	35

uPVC Pipe 3M length permanent lock s/c

ProLine™ Accessories Available

MODEL	STOCK CODE		NOMINAL DIAMETER inch
Top adaptor heavy duty	1036618		1 ¼"
Top adaptor heavy duty	1036619		2"
Top adaptor super heavy	1036620		3"
Top adaptor super heavy	1036621		4"
Bottom adaptor heavy duty	1036623		1 ¼"
Bottom adaptor heavy duty	1036624		2"
Bottom adapt or super heavy	1036625		3"
Bottom adapt or super heavy	1036626		4"
Lower fixture clamp 32mm	1036627		1 ¼"
Lower fixture clamp 50mm	1036628		2"
Lower fixture clamp 80mm	1036629		3"
Lower fixture clamp 100mm	1036631		4"
Pump guard set pitch	1036632		2"
Pump guard set pitch super heavy	1036633		3"
Pump guard set pitch super heavy	1036634		4"

ISO:9001 CE

All prices exclude VAT. E&OE.

Standard: (BS EN 12201) Blue MDPE Cold Water Pipe

SIZE (mm)		SDR9 PN16 20	SDR11 PN 12.5 25	SDR11 PN 12.5 32	SDR11 PN 12.5 40	SDR11 PN 12.5 50	SDR11 PN 12.5 63	SDR11 PN 12.5 75
Wall Thickness	Min	2.30	2.30	3.00	3.70	4.60	5.80	6.80
	Max	2.60	2.60	3.3	4.00	5.00	6.15	7.25
Outside Diameter	Min	20.00	25.00	32.02	40.00	50.02	63.02	75.02
	Max	20.30	25.30	32.28	40.30	50.38	63.38	75.48
SDR		9	11	11	11	11	11	11

MDPE Coil

MODEL	STOCK CODE		SIZE mm	Bar
MDPE-20	1003304		20	12.5
MDPE-25	1003305		25	12.5
MDPE-32	1003306		32	12.5
MDPE-40	1003308		40	12.5
MDPE-50	1003309		50	12.5
MDPE-63	1003310		63	12.5
*SDR17-90	1017928		90	10

Coil sizes available are 50 metre, 100 metre and 150 metre
*SDR17-90 subject to availability. Please enquire.

MDPE Coil

MODEL	STOCK CODE		SIZE mm	Bar
*MDPE-32 Black	1003311		32	16

Coil sizes available in 200 metre only. Available by special request.
*MDPE-32 Black subject to availability. Please enquire.

MDPE Pipe Length

MODEL	STOCK CODE		SIZE mm	LENGTH M	Bar
MDPE-20L Blue	1071072		20	4	12.5
MDPE-25L Blue	1071073		25	4	12.5
MDPE-32L Blue	1003307		32	4	12.5
MDPE-40L Blue	1071075		40	4	12.5
MDPE-50L Blue	1071076		50	4	12.5
MDPE-63L Blue	1071077		63	4	12.5
SDR17-90L Blue*	1100865		90	6	10
SDR17-90L Blue*	1070650		90	12	10

* Price per metre
**SDR17-90 subject to availability. Please enquire.

Wellmaster

MODEL	STOCK CODE		SIZE	Bar	MAX. WELL DEPTH M
Wellmaster pipe	1016711		2"	60	250
Wellmaster pipe	1003325		3"	60	250
Wellmaster pipe	1003326		4"	60	250
Wellmaster pipe	1003327		6"	60	250
Coupling SS male	1030837		1 ½"	30	-
Coupling M/S BSP	1003328		2"	30	-
Coupling M/S BSP	1003329		3"	30	-
Coupling M/S BSP	1003330		4"	30	-
Coupling M/S BSP	1003331		6"	30	-
Strap	1003333		2"	-	-
Strap	1003334		3"	-	-

WRAS approved to BS 6920 UK

Well Dippers

MODEL	STOCK CODE		LENGTH m
Diver	1001479		200

NYLON ROPE

Nylon Rope

MODEL	STOCK CODE		SIZE mm
Nylon Rope-8	1009058		8
Nylon Rope-10	1009059		10
Nylon Rope-12	1009060		12

All prices exclude VAT. E&OE.

Valves & Fittings

Compression Fittings	190
uPVC Clamp Saddles	196
uPVC Valves	198
uPVC Fittings - Solvent Cement Range	200
uPVC Fittings - Plain/Threaded Range	204
Valves	208
Valve Boxes	208
Nylon Fittings	209
Flow Valves	212
Alkathene Brass Fittings	213
Valves & Fittings	217
Solenoid Valves	222
Camlock Fittings	223
Galvanised Fittings	224
Stainless Steel Fittings	233
Stainless Steel Chain	233
Sprinklers	234
Hosing	235
Wash Nozzles	236
Drainage Pumps	236
Contractor Pumps	237
Generators	238

S100

Female Adaptor (312)

DIMENSIONS mm/inch	STOCK CODE		ITEM NO	MDPE PIPE	NG PIPE
20 x ½"	1003567		S100020012	✓	-
20 x ¾"	1003568		S100020034	✓	-
25 x ¾"	1003569		S100025034	✓	✓
32 x 1"	1003570		S100032100	✓	✓
32 x 1¼"	1037434		S100032114	✓	✓
40 x 1"	1037435		S100040100	✓	-
40 x 1¼"	1003572		S100040114	✓	-
50 x 1½"	1003573		S100050112	✓	-
63 x 2"	1003574		S100063200	✓	-
90 x 3"	1003575		S100090300	✓	-
110 x 4"	1017505		S100110400	✓	-
NG Fittings c/w red insert					
20 x ½"	1003566		NG10002000BS	-	✓
40 x 1¼"	1003571		NG10004000ES	-	✓
HG Fittings c/w grey insert					
21 x ½"	1012273		N10002100BS	-	-

S095

Male Adaptor (311)

DIMENSIONS mm/inch	STOCK CODE		ITEM NO	MDPE PIPE	NG PIPE
20 x ½"	1003551		S095020012	✓	-
20 x ¾"	1003552		S095020034	✓	-
25 x ½"	1101307		S100025012	✓	✓
25 x ¾"	1003553		S095025034	✓	✓
25 x 1"	1003554		S095032100	✓	✓
32 x ¾"	1101308		S100032034	✓	✓
32 x 1"	1003555		S095040100	✓	✓
32 x 1¼"	1003556		S095040114	✓	✓
40 x 1"	1003559		S095040200	✓	-
40 x 1¼"	1003560		S095050114	✓	-
50 x 1¼"	1003562		S095050114	✓	-
50 x 1½"	1003563		S095050112	✓	-
50 x 2"	1003564		S095050200	✓	-
63 x 2"	1003561		S095063200	✓	-
90 x 3"	1003565		S095090300	✓	-
110 x 4"	1017504		S095110400	✓	-
NG Fittings c/w red insert					
20 x ½"	1003550		NG0950200BS	-	✓
40 x 1"	1003557		NG0950400DS	-	✓
40 x 1¼"	1003558		NG0950400ES	-	✓
HG Fittings c/w grey insert					
21 x ½"	1012271		N09502100BS	-	-

All prices exclude VAT. E&OE.

S095

Male Adaptor (350)

DIMENSIONS mm/inch	STOCK CODE		ITEM NO	MDPE PIPE	NG PIPE
32 x 1" Long Thread	1070406		009603200DS	✓	✓

S080

Tee (318)

DIMENSIONS mm	STOCK CODE		ITEM NO	MDPE PIPE	NG PIPE
20 x 20 x 20	1003530		S080020020	✓	-
25 x 25 x 25	1003531		S080025025	✓	✓
32 x 25 x 32	1101303		S075032025	✓	✓
32 x 32 x 32	1003532		S080032032	✓	✓
40 x 32 x 40	1101304		S075040032	✓	-
40 x 40 x 40	1003534		S080040040	✓	-
50 x 50 x 50	1003535		S080050050	✓	-
63 x 63 x 63	1003536		S080063063	✓	-
90 x 90 x 90	1003537		S080090090	✓	-
110 x 110 x 110	1017507		S080110110	✓	-
NG Fittings c/w red insert					
20 x 20 x 20	1003529		NG080020020S	-	✓
40 x 40 x 40	1003533		NG080040040S	-	✓

S085

Female Tee BSP (330)

DIMENSIONS mm/inch	STOCK CODE		ITEM NO	MDPE PIPE	NG PIPE
20 x ½" x 20	1003524		S085020012	✓	-
25 x ¾" x 25	1003525		S085025034	✓	✓
32 x 1" x 32	1003526		S085032100	✓	✓
40 x 1" x 40	1037427		S085040100	✓	-
40 x 1¼" x 40	1003527		S085040114	✓	-
50 x 1¼" x 50	1003528		S085050114	✓	-
50 x 1½" x 50	1017503		S085050112	✓	-
63 x 1½" x 63	1037428		S085063112	✓	-
63 x 2" x 63	1037429		S085063200	✓	-

Kit

Conversion Kit

DIMENSIONS mm	STOCK CODE		ITEM NO
20 x ½" NG	1003597		NGKITIRNG012
40 x 1¼" NG	1003598		NGKITIRNG114

S105

Coupling (310)

DIMENSIONS mm	STOCK CODE		ITEM NO	MDPE PIPE	NG PIPE
20	1003539		S105020000	✓	-
25	1003540		S105025000	✓	✓
32	1003542		S105032000	✓	✓
40	1003545		S105040000	✓	-
50	1003547		S105050000	✓	-
63	1003548		S105063000	✓	-
90	1003549		S105090000	✓	-
NG fittings c/w red insert					
20	1003538		NG1050200000S	-	✓
40	1003544		NG105040000S	-	✓
HG fittings c/w grey insert					
21	1012272		N105021000S	-	-

S110

Reducing Coupling (310)

DIMENSIONS mm	STOCK CODE		ITEM NO	MDPE PIPE	NG PIPE
25 x 20	1003541		S110025020	✓	-
32 x 25	1003543		S110032025	✓	✓
40 x 32 (White Insert)	1079594		-	✓	✓
40 x 32 (Red Insert)	1003546		S110040032	-	✓
50 x 40	1037436		S110050040	✓	-
63 x 50	1037437		S110063050	✓	-

S120

Elbow (315)

DIMENSIONS mm	STOCK CODE		ITEM NO	MDPE PIPE	NG PIPE
20	1003582		S120020000	✓	-
25	1003583		S120025000	✓	✓
32	1003584		S120032000	✓	✓
40	1003586		S120040000	✓	-
50	1003587		S120050000	✓	-
63	1003588		S120063000	✓	-
90	1003589		S120090000	✓	-
110	1017506		S120110000	✓	-
NG fittings c/w red insert					
20	1003581		NG120020000S	-	✓
40	1003585		NG120040000S	-	✓

All prices exclude VAT. E&OE.

S125

Female Elbow (317)

DIMENSIONS mm/inch	STOCK CODE		ITEM NO	MDPE PIPE	NG PIPE
20 x ½"	1003576		S125020012	✓	-
20 x ¾"	1003577		S125020034	✓	-
25 x ½"	1101305		S125025012	✓	✓
25 x ¾"	1003578		S125025034	✓	✓
25 x 1"	1015345		S125025100	✓	✓
32 x ¾"	1101306		S125032034	✓	✓
32 x 1"	1003579		S125032100	✓	✓
40 x 1¼"	1003580		S125040114	✓	-
50 x 1½"	1037438		S125050112	✓	-
63 x 2"	1037439		S125063200	✓	-

S130

Male Elbow (316)

DIMENSIONS mm/inch	STOCK CODE		ITEM NO	MDPE PIPE	NG PIPE
20 x ½"	1071388		S130020012	✓	-
20 x ¾"	1003591		S130020034	✓	-
25 x ¾"	1003592		S130025034	✓	✓
25 x 1"	1003593		S130025100	✓	✓
32 x 1"	1003594		S130032100	✓	✓
40 x 1"	1003595		S130040100	✓	-
40 x 1¼"	1013964		S130040114	✓	-
40 x 1½"	1033303		S130040112	✓	-
50 x 1½"	1003596		S130050112	✓	-
50 x 2"	1037440		S130050200	✓	-
63 x 2"	1037441		S130063200	✓	-

End Cap

DIMENSIONS mm	STOCK CODE		ITEM NO	MDPE PIPE	NG PIPE
25	1101316		S115025000	✓	✓
32	1101317		S115032000	✓	✓
40	1101318		S115040000	✓	-

Wall Plate

DIMENSIONS mm/inch	STOCK CODE		ITEM NO	MDPE PIPE	NG PIPE
20 x ½"	1101309		S127020012	✓	-
25 x ½"	1101319		S127025012	✓	✓
25 x ¾"	1101310		S127025034	✓	✓
32 x 1"	1101312		S127032100	✓	✓

Swivel Nut

DIMENSIONS mm	STOCK CODE		ITEM NO	MDPE PIPE	NG PIPE
25 x1"	1101320		0810105500DP	✓	✓
32 x 1"	1101315		0810103200DP	✓	✓

MDPE Insert Liner

DIMENSIONS mm	STOCK CODE		MODEL
20	1003735		S772900020
25	1003736		S772900025
32	1003737		S772900032
40	1003738		S772900040
50	1003739		S772900050
63	1003740		S772900063

U1100

Coupling - Universal (310)

DIMENSIONS mm	STOCK CODE		ITEM NO
15-16	1060946		U110015016S
15-20	1060947		U110015020S
15-25	1060948		U1100150255
21-20	1060949		U110021020S
21-25	1060950		U110021025S
21-32	1060951		U1100210325
27-25	1060952		U110027025S
27-32	1060953		U110027032S
27-40	1060954		U1100270405

U1290

Elbow - Universal (315)

DIMENSIONS mm	STOCK CODE		ITEM NO
15-20	1060955		U129015020S
15-25	1060956		U120015025S
21-32	1060957		U120021032S
27-40	1060958		U120027040S

U1050

Coupling - Universal (310)

DIMENSIONS mm	STOCKCODE		ITEM NO
15-15	1070053		U105015015B
15-21	1070054		U105015021B
21-21	1070055		U105021021B
21-27	1070056		U105021027B
27-27	1070057		U105027027B

All prices exclude VAT. E&OE.

U1200

90° Elbow - Universal (315)

DIMENSIONS mm	STOCK CODE		ITEM NO
15-20	1070059		U120015020B
21-21	1070060		U120021021B
27-27	1070061		U120027027B

U1150

Universal Female Adaptor (312)

DIMENSIONS mm	STOCK CODE		ITEM NO
15	1070062		U11501500B
21	1070063		U11502100B
27	1070064		U11502700B

U0950

Universal Male Adaptor (311)

DIMENSIONS mm/inch	STOCK CODE		ITEM NO
15-½"	1070065		U09501500BB
15-¾"	1070066		U09501500CB
15-1"	1070067		U09501500DB
21-½"	1070068		U09502100BB
21-¾"	1070069		U09502100CB
21-1"	1070070		U09502100DB
21-1¼"	1070071		U09502100EB
27- 1"	1070076		U09502700DB
27-1¼"	1070077		U09502700EB
27-1½"	1070078		U09502700FB
27-2"	1070079		U09502700GB

U1390

Universal Kit for All Pipe Types

DIMENSIONS mm	STOCK CODE		ITEM NO
15-25	1070080		U139015000
21-32	1070081		U139021000
27-40	1070082		U139027000

WR

Tightening Wrench

MODEL	STOCK CODE		SIZE mm
Plastic	1029089		20 ÷ 40
Aluminium	1003590		40 ÷ 63

0154

Reinforced Single Clamp Saddle PN16 c/w S/S Fittings

DIMENSIONS mm/Inch	STOCK CODE		ITEM NO
32 x ½"	1012335		015403200BX
40x ½"	1012336		015404000BX
40 x 1"	1016714		-
50 x ½"	1012337		015405000BX
50 x ¾"	1012338		015405000CX
63 x ½"	1012339		015406300BX
63 x ¾"	1004915		015406300CX
63 x 1"	1012340		015406300DX
90 x ½"	1035266		015409000BX
90 x ¾"	1012341		015409000CX
90 x 1"	1012342		015409000DX
90 x 1½"	1035267		015409000FX
90 x 2"	1004912		015409000GX
110 x ¾"	1012343		015411000CX
110 x 1"	1012344		015411000DX
110 x 2"	1004913		015411000GX
160 x 1"	1012345		015416000DX
160 x 2"	1012346		015416000GX
200 x 1"	1012347		015420000DX
200 x 2"	1012348		015420000GX

Reinforced Double Clamp Saddle PN16 c/w S/S Fittings

DIMENSIONS mm/Inch	STOCK CODE		ITEM NO
63 x ¾"	1015147		015206300CCXX
90 x 2"	1015150		015209000GGXX
110 x 2"	1015151		015211000GGXX

All prices exclude VAT. E&OE.

Maclow Clip Bracket

DIMENSIONS mm	STOCK CODE		ITEM NO
20	1004150		118000204
25	1004151		118000254
32	1004152		118000324
40	1004153		118000404
50	1004154		118000504
63	1004155		118000634
90	1004156		118000904
110	1004157		118001104
160	1012323		118001604
200	1012324		118002004

Metal Clamp c/w Nut & Rubber

DIMENSIONS mm	STOCK CODE		ITEM NO
20	1012329		119000208
25	1012330		119000258
32	1012331		119000328
40	1012332		119000408
50	1012333		119000508
63	1012334		119000638

Hot Tapping Neck

DIMENSIONS mm/Inch	STOCK CODE		ITEM NO
1 x 25	1069983		S157100025
1 x ¾"	1069986		S157100034

20200

Double Union uPVC Ball Valve Solvent Plain End

DIMENSIONS mm	STOCK CODE		ITEM NO
20	1004103		202000202
25	1004104		202000252
32	1004105		202000322
40	1004106		202000402
50	1004107		202000502
63	1004108		202000632
90	1004109		202000902
110	1004110		202001102

20300

16 Bar Double Union uPVC Ball Valve Plain Bsp Female Threaded (Epdm O-Rings)

DIMENSIONS mm	STOCK CODE		ITEM NO
20	1015627		203000202
25	1015628		203000252
32	1015629		203000322
40	1015630		203000402

20400

16 Bar Double Union uPVC Ball Valve Bsp Female Threaded (Epdm O-Rings)

DIMENSIONS Inch	STOCK CODE		ITEM NO
½"	1015631		204000202
¾"	1015632		204000252
1"	1015633		204000322

All prices exclude VAT. E&OE.

21400

16 Bar uPVC Spring Non-Return Valve Plain

DIMENSIONS mm	STOCK CODE		ITEM NO
20	1004115		214000202
25	1004116		214000252
32	1004117		214000322
40	1004118		214000402
50	1004119		214000502
63	1004120		214000632
90	1004121		214000902
110	1004122		214001102

21600

16 Bar uPVC Spring Non-Return Valve Bsp Female Threaded

DIMENSIONS Inch	STOCK CODE		ITEM NO
3/4″	1012316		216000252
1″	1012317		216000322
1 ¼″	1012318		216000402
1 ½″	1012319		216000502

20500

Double Union uPVC Ball Valve Solvent Plain Ends for Acid

DIMENSIONS mm	STOCK CODE		ITEM NO
20	1012310		205000202
25	1012311		205000252
32	1012312		205000322

23500

Double Union uPVC Ball Valve Plain to Thread for Acid

DIMENSIONS mm/Inch	STOCK CODE		ITEM NO
20 x ½"	1012307		235000202
24 x ¾"	1012308		235000252
32 x 1"	1012304		235000322

50000

uPVC 90° Elbow Plain

DIMENSIONS mm	STOCK CODE		ITEM NO
20	1003955		500000202
25	1003956		500000252
32	1003957		500000322
40	1003958		500000402
50	1003959		500000502
63	1003960		500000632
90	1003961		500000902
110	1003962		500001102
160	1003963		500001602
200	1003964		500002002
250	1003967		500002204

50200

uPVC 45° Elbow Plain

DIMENSIONS mm	STOCK CODE		ITEM NO
20	1003970		502000202
25	1003971		502000252
32	1003972		502000322
40	1003973		502000402
50	1003974		502000502
63	1003975		502000632
90	1003976		502000902
110	1003977		502001102
160	1003978		502001602
200	1003979		502002002
250	1003980		502002504

51100



uPVC Socket Plain

DIMENSIONS mm	STOCK CODE		ITEM NO
20	1003986		511000202
25	1003987		511000252
32	1003988		511000322
40	1003989		511000402
50	1003990		511000502
63	1003991		511000632
90	1003992		511000902
110	1003993		511001102
160	1003994		511001602
200	1003996		511002002

All prices exclude VAT. E&OE.

50400

uPVC Tee Plain

DIMENSIONS mm	STOCK CODE		ITEM NO
20	1004057		504000202
25	1004058		504000252
32	1004059		504000322
40	1004060		504000402
50	1004061		504000502
63	1004062		504000632
90	1004063		504000902
110	1004064		504001102
160	1003994		504001602
200	1004066		504002002

51600

uPVC Cap Plain

DIMENSIONS mm	STOCK CODE		ITEM NO
20	1004047		516000202
25	1004048		516000252
32	1004049		516000322
40	1004050		516000402
50	1004051		516000502
63	1004052		516000632
90	1004053		516000902
110	1004054		516001102
160	1004055		516001602
200	1012286		516002002

51200

uPVC Stub Flange

DIMENSIONS mm	STOCK CODE		ITEM NO
20	1012294		512000202
25	1012295		512000252
32	1004078		512000322
40	1012296		512000402
50	1004079		512000502
63	1004080		512000632
90	1004082		512000902
110	1004083		512001102
160	1004084		512001602
200	1004085		512002002
250	1004087		512002502

51300

uPVC Flange Backing Ring

DIMENSIONS mm	STOCK CODE		ITEM NO
20	1012325		513000202
25	1012326		513000252
32	1004278		513000322
40	1014056		513000402
50	1004280		513000502
63	1004281		513000632
90	1004282		513000902
110	1004283		513001102
160	1004284		513001602
200	1004285		513002002

Please note once you go over 160mm the backing ring has to be 12 hole.

51400

uPVC Blank Flange

DIMENSIONS mm	STOCK CODE		ITEM NO
20	1012297		514000205
25	1012298		514000255
32	1004090		514000325
40	1014056		514000405
50	1012299		514000502
63	1004091		514000632
90	1004092		514000902
110	1004093		514001102
160	1004094		514001602
200	1004095		514002002

Please note once you go over 160mm the blank Flange has to be 12 hole.

50700

uPVC Y Plain Ended

DIMENSIONS mm	STOCK CODE		ITEM NO
50	1012320		507000504
63	1012321		507000634
90	1012322		507000904

All prices exclude VAT. E&OE.

50900

uPVC Bush Plain

DIMENSIONS mm	STOCK CODE		ITEM NO
25 x 20	1003887		509000250202
32 x 20	1003888		509000320202
32 x 25	1003889		509000320252
40 x 25	1003891		509000400252
40 x 32	1003892		509000400322
50 x 32	1003894		509000500322
50 x 40	1003895		509000500402
63 x 32	1003896		509000630322
63 x 40	1003897		509000630402
63 x 50	1003898		509000630502
90 x 63	1003900		509000900632
90 x 50	1003899		-
110 x 63	1003902		509001100632
110 x 90	1003904		509001100902
160 x 90	1003905		509001600902
160 x 110	1003906		509001601102
200 x 160	1003907		509002001602

22700

uPVC Union Plain (Epdm O-Rings)

DIMENSIONS mm	STOCK CODE		ITEM NO
20	1004070		227000202
25	1004071		227000252
32	1004072		227000322
40	1004073		227000402
50	1004074		227000502
63	1004075		227000632
90	1004076		227000752
110	1004077		227001102

22755

uPVC Union Plain for Acid

DIMENSIONS mm	STOCK CODE		ITEM NO
20	1012291		227550202
25	1012292		227550252
32	1012293		227550322

50600

uPVC Cross Plain

DIMENSIONS mm	STOCK CODE		ITEM NO
32	1012300		506000322
40	1012301		506000402
50	1012302		506000502
63	1004096		506000632
90	1012303		506000902
110	1012304		506001102
160	1012305		506001605
200	1012306		506002005

50010

uPVC Plain/ Threaded Elbow

DIMENSIONS mm/Inch	STOCK CODE		ITEM NO
20 x ½"	1012283		500100202
25 x ¾"	1012284		500100252
32 x 1"	1012285		500100322

51800

uPVC Adaptor Plain End to Female Threaded

DIMENSIONS mm/Inch	STOCK CODE		ITEM NO
20 x 25 x ½"	1003926		518000202
25 x 32 x ¾"	1012279		518000252
32 x 40 x 1"	1012280		518000322
40 x 50 x 1¼"	1003928		518000402
63 x 75 x 2"	1012281		518000632

All prices exclude VAT. E&OE.

SOPT



Plain/ Threaded Socket

DIMENSIONS mm/Inch	STOCK CODE		ITEM NO
20 x ½"	1004000		SOPT020
25 x ¾"	1004002		SOPT025
32 x 1"	1004004		SOPT032
40 x 1 ¼"	1004006		SOPT040
50 x 1½"	1004007		SOPT050
63 x 2"	1004008		SOPT063
90 x 3"	1032941		519000902
110 x 4"	1004011		519001102

50410



uPVC Tee Plain to Threaded Tee

DIMENSIONS mm/Inch	STOCK CODE		ITEM NO
25 x ¾"	1012288		504100252
32 x 1"	1012289		504100322

52200

uPVC Adaptor Plain Ended/ Male - Bsp Male Threaded

DIMENSIONS mm/Inch	STOCK CODE		ITEM NO
20 x 25 x ½"	1003929		522000202
20 x 25 x ¾"	1003930		AMPT020X034
25 x 32 x ½"	1012282		AMPT025X012
25 x 32 x ¾"	1003931		522000252
25 x 32 x 1"	1003932		AMPT025X100
32 x 40 x 1"	1003933		522000322
32 x 40 x 1 ¼"	1003934		AMPT032X114
40 x 50 x 1 ¼"	1003935		522000402
40 x 50 x 1 ½"	1003936		AMPT040X112
50 x 63 x 1½"	1003937		522000502
50 x 63 x 2"	1003938		AMPT050X200
63 x 75 x 2"	1003941		522000632
90 x 110 x 3"	1003943		522000902
90 x 110 x 4"	1003944		AMPT090X400
110 x 125 x 4"	1003945		522001102

51900

uPVC Adaptor Plain Female Threaded

DIMENSIONS mm/Inch	STOCK CODE		ITEM NO
20 x ½"	1003915		AFPT020X012
20 x ¾"	1003916		AFPT020X034
25 x ½"	1012276		AFPT025X012
25 x ¾"	1003917		AFPT025X034
25 x 1"	1012277		AFPT025X100
32 x ¾"	1012278		AFPT032X034
32 x 1"	1003918		AFPT032X100
40 x 1¼"	1003919		AFPT040X114
50 x 1¼"	1003920		AFPT050X114
50 x 1½"	1003921		AFPT050X112
63 x 2"	1003922		AFPT063X200
90 x 3"	1003923		AFPT090X300
110 x 4"	1003925		AFPT110X400

525

uPVC Hose Adaptor

DIMENSIONS mm/Inch	STOCK CODE		ITEM NO
20 x ½"	1004317		525000202
32 x 1"	1004319		525000322
40 x 1¼"	1004320		525000402
50 x 1½"	1004321		525000502
63 x 2"	1004322		525000632
90 x 3"	1012327		525000902
110 x 4"	1012328		525001102

528

uPVC Tank Adaptor Plain - Bsp Male

DIMENSIONS mm/Inch	STOCK CODE		ITEM NO
20 x 1½"	1004097		528000205
32 x 1"	1004099		528000325
40 x 1¼"	1004100		528000405
50 x 1½"	1004101		528000505
63 x 2"	1004102		528000635

All prices exclude VAT. E&OE.

uPVC Accessories

MODEL	STOCK CODE		VOLUME ml
ABS/ PVC pipe cleaner 1L	1004158		500
uPVC cement ¼ L	1028993		250
uPVC cement ½ L	1003883		500
uPVC cement 1 L	1003884		1000

uPVC Pipes

MODEL	STOCK CODE		SIZE mm	Bar	WALL TH mm
20mm class C per M	1003862		20	PN16	1.5
25mm class C per M	1003863		25	PN 16	1.9
32mm class C per M	1003864		32	PN 10	1.6
40mm class C per M	1003865		40	PN 10	1.9
50mm class C per M	1003866		50	PN 10	2.4
63mm class C per M	1003867		63	PN 10	3.0
90mm class C per M	1003869		90	PN 10	4.3
110mm class C per M	1003870		110	PN 10	4.2
160mm class C per M	1003871		160	PN 10	6.2
200mm class C per M	1003872		200	PN 10	7.7

Working Services

CATEGORY	TEMPERATURE °C	WORKING PRESSURE PN6	PN10	PN16	PIPE LENGTH M	PIPE ENDS
uPVC	20	6	10	16	5	plain/ socket
uPVC	40	4	6	8	5	plain/ socket
uPVC	60	-	2	3	5	plain/ socket

Applications and norms for uPVC

The pipe conforms to standard EN ISO 1452 for the conveyance of fluids under pressure, used for drinking water, irrigation, and waste waters. It has the quality mark IIP conforming to D.M. 174 DD. 6th April 2004 (water to be used for human consumption), to D.M. DD. 21st March 1973 (fluid food: oil, wine, milk) and according to standard EN 1622, analysis of water, determination of the odour (TON) and flavour (TFN) threshold.

Check Valves

MODEL	STOCK CODE		DIMENSIONS inch
CV-25	1013596		1"
CV-32	1013597		1¼"
CV-40	1013598		1½ "
CV-50	1013599		2"

- Operating pressure = Check valve pressure 10 bar / 145PSI
  Foot valve pressure 16 bar / 235PSI

Ball Valves

MODEL	STOCK CODE		DIMENSIONS inch
GFBV15	1092552		½"
HBV-20	1004354		¾"
HBV-25	1004355		1"
HBV-32	1004356		1¼"
HBV-40	1004357		1½"
HBV-50	1004358		2"

- Operating pressure = 16 bar / 235PSI

VALVE BOXES

Valve Boxes - Round

MODEL	STOCK CODE		VALVE BOX mm	ITEM NO.
Rounded mini	1012196		160 x 221 x 230	2070000
Rounded large	1012197		400 x 400 x300	2071000

Valve Boxes - Square / Rectangular

MODEL	STOCK CODE		VALVE BOX mm	ITEM NO.
Square small	1070429		250 x 250 x 210	2064S020BV
Square large	1012274		400 x 400 x300	2064S040BV
Rectangular jumbo	1016719		600 x 520 x 300	02074S5060BV
Rectangular standard	1012198		525 x 390 x 300	02074S4050BV

All prices exclude VAT. E&OE.

NYN

Nylon Nipple

DIMENSIONS Inch	STOCK CODE		ITEM NO
½"	1004324		NYN02
¾"	1004326		NYN04
1"	1004328		NYN10
1¼"	1004329		NYN14
1½"	1004331		NYN12
1½ x 1"	1080529		GRHN4025
2"	1004332		NYN20

NYNR

Reducing Nipple

DIMENSIONS Inch	STOCK CODE		ITEM NO
½" x ¼"	1102260		SRHN510
¾" x ½"	1004325		NYNR0402
1" x ¾"	1004327		NYNR1004
1¼" x ¾"	1013992		NYNR1404
1¼" x 1"	1004330		NYNR1410
1 ½ x 1"	1080529		GRHN4025
1½" x 1¼"	1014054		NYNR1214
2" x 1"	1004333		NYNR20
2" x 1¼"	1004334		NYNR2014
2" x 1½"	1004335		NYNR2012

NYM

Nylon Socket

DIMENSIONS Inch	STOCK CODE		ITEM NO
½"	1004339		NYM02
¾"	1004337		NYM04
1"	1004338		NYM10
1¼"	1004340		NYM14
1½"	1004342		NYM12
2"	1004343		NYM2

NYMR

Reducing Socket

DIMENSIONS Inch	STOCK CODE		ITEM NO
¾" x ½"	1004336		NYMR0402
1" x ½"	1092960		GRS2515
1" x ¾"	1092961		GRS2520
1¼" x 1"	1004341		NYMR 1410

NYR

Reducing Bush

DIMENSIONS Inch	STOCK CODE		ITEM NO
¾ x ½"	1004345		NYR0402
1 x ¾"	1004346		NYR1004
1¼ x 1"	1004347		NYR1410
1½ x 1"	1004348		NYR1210
1½ x 1¼"	1004349		NYR1214
2 x 1¼"	1004350		NYR2014
2 x 1½"	1004351		NYR2012

ST

Female 90° Tee

DIMENSIONS Inch	STOCK CODE		ITEM NO
½"	1092963		GT15
¾"	1016073		ST20
1"	1004344		ST25
1¼"	1013987		ST32
1½"	1016074		ST40
2"	1016075		ST50

GMFE

Male/Female 90° Elbow

DIMENSIONS Inch	STOCK CODE		ITEM NO
½"	1070036		GMFE15
¾"	1029486		GMFE20
1"	1004353		GMFE25
1¼"	1070044		GMFE32
1½"	1070050		GMFE40
2"	1070058		GMFE50

GE

90° Female Elbow

DIMENSIONS Inch	STOCK CODE		ITEM NO
½"	1070039		GE15
¾"	1021384		GE20
1"	1004352		GE25
1¼"	1070040		GE32
1½"	1070041		GE40
2	1070042		GE50
2½"	1070072		GE65

All prices exclude VAT. E&OE.

NYTP

Plug

DIMENSIONS Inch	STOCK CODE		ITEM NO
½"	1004359		NYTP02
¾"	1100017		GP20
1"	1014027		NYTP10
1 ¼"	1102257		SP32
1 ½"	1102258		SP40
2"	1102259		SP50

GBNL

Nut

DIMENSIONS Inch	STOCK CODE		ITEM NO
½"	1069930		GBNL15
½" (large)	1069935		GBNL15
¾ "	1069932		GBNL20
1"	1034058		GBNL25
1¼"	1069934		GBNL32

GFTFT

Female Tank Fitting

DIMENSIONS Inch	STOCK CODE		ITEM NO
¾"	1005169		NYRFPSTAN20
1"	1005170		NYRFPSTAN25
1¼"	1005171		NYRFPSTAN32
2"	1032997		NYRFPSTAN50

Nylon Unions

DIMENSIONS Inch	STOCK CODE		ITEM NO
¾"	1029473		SBU20
1"	1029698		SBU25
1¼"	1029475		SBU32
1½"	1029477		SBU40
2"	1029478		SBU50
1" x ¾"	1029474		SBU2520
1¼" x 1"	1029476		SBU3225

Tank Adaptors Female (BSP)

DIMENSIONS Inch	STOCK CODE		DESCRIPTION
2"	1013603		Bulk Tank
2"	1005076		IBC

Ball Cock

MODEL	STOCK CODE		SIZE Inch	PRESSURE
Ball Cock 6" arm	1005345		½"	High
Ball Cock 6" arm	1021576		½"	Low
Ball Cock 9" arm	1100211		½"	High

Max Flo

MODEL	STOCK CODE		SIZE Inch	PRESSURE Bar
Trough/Tank Valve	1005356		1"	0.2 -12

Super Flo

MODEL	STOCK CODE		SIZE Inch	PRESSURE Bar
Short Arm	1016813		½" to 1"	0 - 12
Long Arm	1005354		½" to 1"	0 - 12

Rain Relief Valve

MODEL	STOCK CODE		SIZE Inch	PRESSURE Bar
Rapid Flo	1070511		½ to 1	0.2 - 12
Slo Flo	1070512		½ to ¾	0.2 - 12

Float

MODEL	STOCK CODE		SIZE mm	THREAD Inch
Blue Float	1005355		140	¼
Orange Float	1005344		100	¼

All prices exclude VAT. E&OE.

Alkathene Straight BSN (310)

DIMENSIONS Inch	STOCK CODE		ITEM NO	GAUGE
½" BSN	1003599		OR800	Normal
¾" BSN	1003600		OR800	Normal
1" BSN	1003601		OR800	Normal
1¼" BSN	1003603		OR800	Normal
1½" BSN	1003605		OR800	Normal
2" BSN	1003606		OR800	Normal

Alkathene Male BSN (311)

DIMENSIONS Inch	STOCK CODE		ITEM NO	GAUGE
½" BSN	1003607		OR810	Normal
¾" BSN	1003608		OR810	Normal
1" BSN	1003610		OR810	Normal
1¼" BSN	1003612		OR810	Normal
1½" BSN	1003614		OR810	Normal
2" BSN	1003616		OR810	Normal

Alkathene Female BSN (312)

DIMENSIONS Inch	STOCK CODE		ITEM NO	GAUGE
½" BSN	1003618		OR816	Normal
¾" BSN	1003619		OR816	Normal
1" BSN	1003621		OR816	Normal
1¼" BSN	1003623		OR816	Normal
1½" BSN	1003625		OR816	Normal
2" BSN	1003627		OR816	Normal

Alkathene Elbow BSN (315)

DIMENSIONS Inch	STOCK CODE		ITEM NO	GAUGE
½" BSN	1003629		OR820	Normal
¾" BSN	1003630		OR820	Normal
1" BSN	1003631		OR820	Normal
1¼" BSN	1003632		OR820	Normal
1½" BSN	1003635		OR820	Normal
2" BSN	1003638		OR820	Normal
32MM	1003634		OR920	MDPE

Alkathene Fittings & Inserts BSN (318)

DIMENSIONS Inch	STOCK CODE		ITEM NO	GAUGE
½" BSN	1003649		OR825	Normal
¾" BSN	1003650		OR825	Normal
1" BSN	1003651		OR825	Normal
1¼" BSN	1003652		OR825	Normal
1½" BSN	1003654		OR825	Normal
2" BSN	1003655		OR825	Normal

Alkathene Fittings & Inserts BSN (330)

MODEL Inch	STOCK CODE		ITEM NO	GAUGE
½" BSN	1003656		OR831	Normal
¾" BSN	1003657		OR831	Normal
1" BSN	1003658		OR831	Normal
1¼" BSN	1003660		OR831	Normal
1½" BSN	1003661		OR831	Normal
2" BSN	1003663		OR831	Normal

Alkathene Male BSR (311)

DIMENSIONS Inch	STOCK CODE		ITEM NO	GAUGE
¾" BSR	1003609		OR810	Heavy
1" BSR	1003611		OR810	Heavy
1¼" BSR	1003613		OR810	Heavy
1½" BSR	1003615		OR810	Heavy
2" BSR	1003617		OR810	Heavy

Alkathene Fittings Female BSR (312)

DIMENSIONS Inch	STOCK CODE		ITEM NO	GAUGE
¾" BSR	1003620		OR816	Heavy
1" BSR	1003622		OR816	Heavy
1¼" BSR	1003624		OR816	Heavy
1½" BSR	1003626		OR816	Heavy
2" BSR	1003628		OR816	Heavy

All prices exclude VAT. E&OE.

Alkathene Fittings Insert

DIMENSIONS Inch / mm	STOCK CODE		GAUGE
1¼" BSN 32	1003696		NG
1¼" BSR 34.5	1003697		HG
1½" BSR 39.5	1003699		HG
1½" BSN 37	1003698		NG
2" BSN 50	1003700		NG

Brass Bushes

DIMENSIONS Inch	STOCK CODE	
½" x ⅜"	1003747	
½" x ⅜"	1003748	
¾" x ½"	1003749	
1" x ¾"	1003750	
1¼" x 1"	1003751	
1¼" x ¾"	1003752	
1½" x 1¼"	1003753	
1½" x 1"	1003754	

Brass Nipples

DIMENSIONS Inch	STOCK CODE	
¼"	1003755	
½"	1003756	
½" x ¼"	1040475	
¾"	1003757	
¾" x ½"	1003758	
1"	1003759	
1" x ¾"	1003760	
1¼"	1003761	
1¼" x 1"	1003762	
1½"	1003763	
1½" x 1¼"	1003764	
2"	1003765	

Brass Plug

DIMENSIONS Inch	STOCK CODE	
1"	1003766	

Brass Coupler

DIMENSIONS Inch	STOCK CODE	
¼" BSP	1003767	
½" BSP	1040476	
1" BSP	1003768	
1¼" BSP	1003769	
1½" BSP	1003770	

Brass Tee Female

DIMENSIONS Inch	STOCK CODE	
½" BSP tee	1092833	
⅜"	1002949	
¾"	1003773	
1"	1003774	
1¼"	1003775	

Brass Elbow

DIMENSIONS Inch	STOCK CODE	
Female 1" BSP	1003776	
Male / Female 1" BSP	1033121	

All prices exclude VAT. E&OE.

FOOT VALVE

Spring Foot Valves

DIMENSIONS Inch	STOCK CODE	
¾"	1005300	
1"	1005301	
1¼"	1005302	
1½"	1005303	
2"	1005304	
2½"	1005305	
3"	1005306	
4"	1005307	

NON RETURN

Spring Non Return Valves

DIMENSIONS Inch	STOCK CODE	
¾"	1005322	
1"	1005323	
1¼"	1005325	
1½"	1005326	
2"	1005327	
2½"	1005328	
3"	1005329	
4"	1005330	

NON RETURN

Swing Flap Non Return Valves

DIMENSIONS Inch	STOCK CODE	
¾"	1005333	
1"	1005334	
1¼ "	1005335	
1½"	1005336	
2"	1005337	
2½"	1005338	
3"	1005339	
4"	1005340	

Y STRAINER

Brass Y Strainers

DIMENSIONS Inch	STOCK CODE	
½"	1005357	
¾"	1005358	
1"	1005359	
1¼"	1005360	
1½"	1005361	
2"	1005362	
2½"	1005363	
3"	1005364	
4"	1005365	

GATE VALVE

Brass Gate Valves

DIMENSIONS Inch	STOCK CODE	
¼"	1005248	
3/8"	1005249	
½"	1005250	
¾"	1005251	
1"	1005252	
1¼"	1005253	
1½"	1005254	
2"	1005255	
2½"	1005256	
3"	1005257	
4"	1005258	

Ball Valves

DIMENSIONS Inch	STOCK CODE	
¼"	1005261	
⅜"	1005262	
½"	1005263	
¾"	1005264	
1"	1005266	
1¼"	1005267	
1½"	1005268	
2"	1005269	
2½"	1005270	
3"	1005271	
4"	1005272	
¾" c /w hose adaptor	1005296	

All prices exclude VAT. E&OE.

Pressure Reducing Valve

DIMENSIONS inch	STOCK CODE	
½"	1005240	
¾"	1005241	
1"	1005242	
1¼"	1005243	
1½"	1005244	
2"	1005245	

Pressure Relief Valve

DIMENSIONS inch	STOCK CODE		Bar
½"	1005230		1-12
1"	1005229		8
1"	1005231		1-12
1¼"	1005232		1-12
1½"	1005233		1-12
2"	1005234		1-12

Brass Hose Adaptors

DIMENSIONS inch	STOCK CODE	
¼"	1003408	
3/8"	1003409	
½"	1003410	
¾"	1003411	
1"	1003412	
1¼ "	1003413	
1½"	1003414	
2"	1003415	
3"	1003416	
4"	1003417	

Quick Release Fittings Brass: Male

DIMENSIONS inch	STOCK CODE	
½"	1003418	
¾"	1003419	
1"	1003420	
1¼"	1003321	
1½"	1003422	

Quick Release Fittings Brass: Female

DIMENSIONS Inch	STOCK CODE	
½"	1003423	
¾"	1003424	
1"	1003425	
1¼"	1003426	
1½"	1003427	

Quick Release Fittings Brass: Hose

DIMENSIONS Inch	STOCK CODE	
½"	1003428	
¾"	1003429	
1"	1003430	
1¼"	1003431	
1½"	1003432	
2"	1012186	
3"	1012187	
1" Quick Fitting Seal - Rubber	1003433	
1" Quick Fitting Flat Washer	1003434	

Quick Fit Joint: Straight Union Chrome Male/ Female

DIMENSIONS Inch	STOCK CODE	
½"	1019646	
¾"	1016758	
1"	1016776	
1¼"	1016777	
¾" x ½" int/ext thread	1092834	

Valve - Automatic Filling

DIMENSIONS Inch	STOCK CODE	
½"	1100773	
½" c/w revolving drain cock	1194664	
¾" c/w revolving drain cock	1194665	
1" c/w revolving drain cock	1194666	
1¼" c/w revolving drain cock	1194667	
1½" c/w revolving drain cock	1194668	
2" c/w revolving drain cock	1194669	

- Maximum inlet pressure: 16 Bar
- Outlet pressure can be adjusted between 0.5 Bar and 4 Bar
- Factory preset: 1.5 Bar
- Pressure gauge connection: ¼" (not included)
- Threads: ISO 228 (equivalent to DIN EN ISO 228 and BS EN ISO 228

All prices exclude VAT. E&OE.

Ball Valve c/w Drain Off & Pressure Gauge Port

DIMENSIONS Inch	STOCK CODE	
½" T-handle	1040444	
¾" T-handle	1040445	
1" T-handle	1040446	
1¼" lever handle	1040447	

- working temperature -20 °C/ +170 °C
- *temperature applicable to valve, not to side tap*

Ball Valve S.100 (Mixing)

DIMENSIONS Inch	STOCK CODE	
½" 3-Way T Port	1040448	
¾" 3-Way T Port	1040449	
1" 3-Way T Port	1040450	
1¼" 3-Way T Port	1040451	

- working temperature -10 °C/ +120°C

Ball Valve S.101 (Bypass)

DIMENSIONS Inch	STOCK CODE	
½" 3-Way L Port	1040452	
¾" 3-Way L Port	1040453	
1" 3-Way L Port	1040454	
1¼" 3-Way L Port	1040455	

- working temperature -10°C/ +120°C

Burkert Solenoid Valves c/w Coil (Normally Closed)

DIMENSIONS Inch	STOCK CODE		VOLT V
¼"	1008056		230
½"	1008058		230
¾"	1008060		230
1"	1008062		230
1¼"	1008066		230
1½"	1008068		230
2"	1008070		230

Danfoss Solenoid Valves c/w Coil IP65 (Normally Closed)

DIMENSIONS Inch	STOCK CODE		VOLT V
½"	1012210		230
¾"	1012211		230
1"	1012212		230
1¼"	1012213		230
1½"	1012214		230
2"	1012215		230

Coils for Solenoid Valves

MODEL	STOCK CODE		IP	VOLT V	BRAND
Solenoid valve coil	1012216		65	24 DC	Danfoss
Solenoid valve coil	1012217		65	110	Danfoss
Solenoid valve coil	1012218		65	230	Danfoss
Solenoid valve coil	1008074		-	230	Burkert

- Other size valves and coils available on request

All prices exclude VAT. E&OE.

Cam Tec Fittings

MODEL	STOCK CODE		SIZE Inch
Cam Tec Part A	1003481		1"
Cam Tec Part A	1060899		1¼"
Cam Tec Part A	1003482		1½"
Cam Tec Part A	1003483		2"
Cam Tec Part A	1003484		3"
Cam Tec Part A	1003485		4"
Cam Tec Part B	1060898		1"
Cam Tec Part B	1003486		1¼"
Cam Tec Part B	1003487		1½"
Cam Tec Part B	1003488		2"
Cam Tec Part B	1003489		3"
Cam Tec Part B	1003490		4"
Cam Tec Part C	1003491		1"
Cam Tec Part C	1060897		1¼"
Cam Tec Part C	1003492		1½"
Cam Tec Part C	1003493		2"
Cam Tec Part C	1003494		3"
Cam Tec Part C	1003495		4"
Cam Tec Part D	1003496		1"
Cam Tec Part D	1060896		1¼"
Cam Tec Part D	1003497		1½"
Cam Tec Part D	1003498		2"
Cam Tec Part D	1003499		3"
Cam Tec Part D	1003500		4"
Cam Tec Part E	1003501		1"
Cam Tec Part E	1060895		1¼"
Cam Tec Part E	1003502		1½"
Cam Tec Part E	1003503		2"
Cam Tec Part E	1003504		3"
Cam Tec Part E	1003505		4"
Cam Tec Part F	1003506		1"
Cam Tec Part F	1060894		1¼"
Cam Tec Part F	1003507		1½"
Cam Tec Part F	1003508		2"
Cam Tec Part F	1003509		3"
Cam Tec Part F	1003510		4"
Cam Tec Seal	1003477		1½"
Cam Tec Seal	1003478		2"
Cam Tec Seal	1003479		3"

Quick Fitting Galvanised

MODEL	STOCK CODE	
36mm clamp/hose	1003442	
36mm clamp/bsp	1003443	
36mm ball/hose	1003444	
36mm ball/bsp	1003445	
48mm oring seal	1003446	
50mm clamp/hose	1003447	
50mm clamp/bsp	1003448	
50mm ball/hose	1003449	
50mm ball/bsp	1003450	
50mm o-ring seal	1003456	
50mm clamp/hose	1003451	
50mm clamp/bsp	1003452	
50mm ball hose	1003453	
50mm ball bsp	1003454	

Galvanised Pipe - Blue Band Screwed & Socketed

MODEL	STOCK CODE	
½" BB/SS	1004360	
¾" BB/SS	1004361	
1" BB/SS	1004362	
1¼" BB/SS	1004363	
1½" BB/SS	1004364	
2" BB/SS	1004365	
2½" BB/SS	1004366	
3" BB/SS	1004367	
4" BB/SS	1004368	
6" BB/SS	1004369	

Galvanised Pipe - Blue Band Plain End

MODEL	STOCK CODE	
½" BB/PE	1004370	
¾" BB/PE	1004371	
1" BB/PE	1004372	
1¼" BB/PE	1004373	
1½" BB/PE	1004374	
2" BB/PE	1004375	
2½" BB/PE	1004376	
3" BB/PE	1029952	
4"BB/PE	1029953	

All prices exclude VAT. E&OE.

Female: 90° Degree Bends

DIMENSIONS Inch	STOCK CODE	
¼"	1004505	
⅜"	1004507	
½"	1004510	
¾"	1004513	
1"	1004516	
1¼"	1004519	
1½"	1004523	
2"	1004526	
2½"	1004530	
3"	1004533	
4"	1004535	

Male & Female: 90° Degree Bends

DIMENSIONS Inch	STOCK CODE	
¼"	1004506	
⅜"	1004508	
½"	1004511	
¾"	1004514	
1"	1004517	
1¼"	1004521	
1½"	1004524	
2"	1004528	
2½"	1004531	
3"	1004534	
4"	1004536	

Female: 90° Degree Elbows

DIMENSIONS Inch	STOCK CODE	
⅛"	1004469	
¼"	1004471	
⅜"	1004473	
½"	1004475	
¾"	1004477	
1"	1004479	
1¼"	1004481	
1½"	1004483	
2"	1004485	
2½"	1004487	
3"	1004489	
4"	1004491	

Male & Female: 90° Degree Elbows

DIMENSIONS Inch	STOCK CODE	
⅛"	1004470	
¼"	1004472	
⅜"	1004474	
½"	1004476	
¾"	1004478	
1"	1004480	
1¼"	1004482	
1½"	1004484	
2"	1004486	
2½"	1004488	
3"	1004490	
4"	1004492	

Female: 90° Degree Elbows

DIMENSIONS Inch	STOCK CODE	
½"	1060893	
¾"	1004495	
1"	1004496	
1¼"	1004498	
1½"	1004499	
2"	1060892	
2½"	1004501	
3"	1060891	
4"	1060890	

FF Unions

DIMENSIONS Inch	STOCK CODE	
¼"	1060889	
⅜"	1004638	
½"	1004639	
¾"	1004640	
1"	1004641	
1¼"	1004642	
1½"	1004643	
2"	1004644	
2½"	1004645	
3"	1004646	
4"	1004647	

All prices exclude VAT. E&OE.

Tees

DIMENSIONS Inch	STOCK CODE	
⅛"	1004607	
¼"	1004608	
⅜"	1004609	
½"	1004610	
¾"	1004611	
1"	1004613	
1¼"	1004616	
1½"	1004618	
2"	1004622	
2½"	1004625	
3"	1004627	
4"	1004629	
½" x ⅜"	1060888	
¾" x ⅜"	1060887	
¾" x ½"	1060886	
1" x ⅜"	1060885	
1" x ½"	1004615	
1" x ¾"	1004614	
1¼" x ½"	1004617	
1¼" x ¾"	1060884	
1¼" x 1"	1060883	
1½" x ½"	1004621	
1½" x ¾"	1060882	
1½" x 1"	1004620	
1½" x 1¼"	1004619	
2" x ½"	1004624	
2" x ¾"	1060880	
2" x 1"	1060879	
2" x 1¼"	1060878	
2" x 1½"	1004623	
2½" x 1"	1060877	
2½" x 1¼"	1060876	
2½" x 1½"	1040350	
2½" x 2"	1040348	

Reducing Sockets

DIMENSIONS Inch	STOCK CODE	
¼" x ⅛"	1040346	
⅜" x ¼"	1004540	
½" x ¼"	1004544	
½" x ⅜"	1004543	
¾" x ⅜"	1004547	
¾" x ½"	1004546	
1" x ⅜"	1004552	
1" x ½"	1004551	
1" x ¾"	1004550	
1¼" x ½"	1004558	
1¼" x ¾"	1004557	
1¼" x 1"	1004555	
1½" x ½"	1004563	
1½" x ¾"	1004562	
1½" x1"	1004561	
1½" x 1¼"	1004560	
2" x ½"	1004569	
2" x ¾"	1004568	
2" x 1"	1004567	
2" x 1¼"	1004566	
2" x 1½"	1004565	
2½" x 1½"	1004572	
2½" x 2"	1004571	
3" x 1"	1040345	
3" x 2"	1004578	
3" x 2½"	1004577	
4" x 2"	1004582	
4" x 2½"	1004581	
4" x 3"	1004580	

Sockets

DIMENSIONS Inch	STOCK CODE	
⅛"	1004537	
¼"	1004538	
⅜"	1004539	
½"	1004542	
¾"	1004545	
1"	1004549	
1¼"	1004554	
1½"	1004559	
2"	1004564	
2½"	1004570	
3"	1004576	
4"	1004579	

All prices exclude VAT. E&OE.

Reducing Bushes

DIMENSIONS Inch	STOCK CODE	
¼" x ⅛"	1004377	
⅜" x ⅛"	1004379	
⅜" x ¼"	1004378	
½" x ⅜"	1004380	
½" x ¼"	1004381	
¾" x ¼"	1040340	
¾" x ⅜"	1004384	
¾" x ½"	1004383	
1" x ⅜"	1004389	
1" x ½"	1004388	
1" x ¾"	1004387	
1¼" x ⅜"	1004394	
1¼" x ½"	1004393	
1¼" x ¾"	1004392	
1¼" x 1"	1004391	
1½" x ½"	1004399	
1½" x ¾"	1004398	
1½" x 1"	1004397	
1½" x 1¼"	1004396	
2" x ½"	1004405	
2" x ¾"	1004404	
2" x 1"	1004403	
2" x 1¼"	1004402	
2" x 1½"	1004401	
2½" x 1"	1004409	
2½" x 1¼"	1004408	
2½" x 1½"	1004407	
2½" x 2"	1004406	
3" x 1"	1004414	
3" x 1¼"	1004413	
3" x 1½"	1004412	
3" x 2"	1004411	
3" x 2½"	1004410	
4" x 2"	1004417	
4" x 2½"	1004416	
4" x 3"	1004415	

Reducing Hex Nipples

DIMENSIONS Inch	STOCK CODE	
¼" x ⅛"	1004423	
⅜" x ¼"	1004425	
½" x ¼"	1004428	
½" x ⅜"	1004427	
¾" x ⅜"	1004431	
¾" x ½"	1004430	
1" x ½"	1004435	
1" x ¾"	1004434	
1¼" x ½"	1004441	
1¼" x ¾"	1004440	
1¼" x 1"	1004439	
1½" x 1"	1004446	
1½" x 1¼"	1004445	
2" x 1"	1004454	
2" x 1¼"	1004453	
2" x 1½"	1004452	
2½" x 2"	1004459	
3" x 2½"	1004463	
3" x 2"	1004464	

Hex Nipples

DIMENSIONS Inch	STOCK CODE	
⅛"	1004421	
¼"	1004422	
⅜"	1004424	
½"	1004426	
¾"	1004429	
1"	1004433	
1¼"	1004438	
1½"	1004444	
2"	1004451	
2½"	1004458	
3"	1004462	
4"	1004466	

Galvanised Nipples

DIMENSIONS Inch	STOCK CODE	
1 x 12"	1004437	
1¼ x 8"	1004443	
1½ x 10"	1004449	
1½ x 12"	1004450	

All prices exclude VAT. E&OE.

Plugs

DIMENSIONS Inch	STOCK CODE	
⅛"	1004584	
¼"	1004585	
⅜"	1004586	
½"	1004587	
¾"	1004588	
1"	1004589	
1¼"	1004590	
1½"	1004591	
2"	1004592	
2½"	1004593	
3"	1004594	
4"	1004595	

Caps

DIMENSIONS Inch	STOCK CODE	
⅛"	1070073	
¼"	1004596	
⅜"	1004597	
½"	1004598	
¾"	1004599	
1"	1004600	
1¼"	1004601	
1½"	1004602	
2"	1004603	
2½"	1004604	
3"	1004605	
4"	1004606	

Galv Flange NP16

DIMENSIONS Inch	STOCK CODE	
1"	1004657	
1¼"	1004658	
1½"	1004659	
2"	1004660	
2½"	1004661	
3"	1004662	
4"	1004663	
6"	1004664	

Galv Flange T/E

DIMENSIONS Inch	STOCK CODE	
3"	1004654	
4"	1004655	

Galv Flange T/D

DIMENSIONS Inch	STOCK CODE	
1¼"	1004650	
1½"	1004651	
2"	1004652	

Gaskets

DIMENSIONS Inch/mm	STOCK CODE	
1"/25	1005864	
1¼"/32	1005865	
1½"/40	1005866	
2"/50	1005867	
2½"/65	1005868	
3"/80	1005869	
4"/110	1005870	
6"/150	1005872	

Gaskets: Full Face

DIMENSIONS mm	STOCK CODE	
50	1005883	
80	1005884	
100	1005885	
150	1005886	
200	1005887	
250	1005888	
300	1005889	
350	1005890	
400	1005891	
450	1005892	
500	1005893	
600	1005894	
800	1005895	

All prices exclude VAT. E&OE.

Stainless Steel Shackles

MODEL	STOCK CODE		SIZE mm
Wire rope clamp (in stainless steel aisi 316)	1040337		5

Bracket Lock Off Stand

MODEL	STOCK CODE	
Stainless steel single	1009065	
Stainless steel double	1009066	

Bracket Emergency Stop

MODEL	STOCK CODE	
Stainless steel single	1009067	
Stainless steel double	1009068	

Bracket Water Wash

MODEL	STOCK CODE	
Point stainless steel	1009061	

STAINLESS STEEL CHAIN

Chain

MODEL	STOCK CODE		WEIGHT KG	SIZE mm
Bow shackle SS	1029079		600	12
Bow shackle SS	1029080		1000	16
Chain SS	1029077		500	5
Chain SS	1029078		1000	7
High Visibility Tags	1029081		-	-

* Chain can be cut & certified & tagged as per Health and Safety regulations and requirements.

Sprinkler Heads: Agriculture Range

MODEL	STOCK CODE	
No. 9 Nozzle 2" Manurain - 360°	1003275	
No. 9 Nozzle 2" Senior - 360°	1070691	
P/22 1½" - 180°	1061413	
1½"/ 2P/ 22 - 360°	1003287	

Sprinkler Heads: Garden Range

MODEL	STOCK CODE	
P/10-S ¾" c/w nozzle 3 - 180° to 360°	1070434	
P/5-S ½" c/w nozzle 3 - 180°	1035572	

Sprinkler Frames & Screens: Agricultural

MODEL	STOCK CODE	
Frame 1½"	1009078	
Frame 2"	1009079	
Screen slurry tank round galv	1012219	

Sprinkler Frames: Domestic

MODEL	STOCK CODE	
Frame ¾"	1074656	
Frame 1"	1074657	
Frame 1½"	1074658	
Frame 2"	1074660	
Frame 2"	1074661	

All prices exclude VAT. E&OE.

Tobby Europa: Wash Hose

MODEL	STOCK CODE		SIZE Inch	BAR	COLOUR
12.5mm ID Nts	1003174		½"	30	Yellow
19mm ID Nts	1003175		¾"	24	Yellow
25mm ID Nts	1003176		1"	22	Yellow
25mm ID Masterpiece	1040456		1"	27	Grey
30mm ID Nts	1003177		11¼"	18	Yellow

Available in 25 metre and 50 metre coils **Temperature: +60°C to -20°C**

Lay Flat Hose

MODEL	STOCK CODE		SIZE Inch
LF-25	1020915		1"
LF-30	1034219		1¼"
LF-40	1003199		1½"
LF-50	1003200		2"
LF-75	1003204		3"
LF-100	1003205		4"

Suction Hose

MODEL	STOCK CODE		COLOUR	SIZE Inch
SH-A	1003178		Clear	½"
SH-B	1003179		Clear	¾"
SH-C	1003180		Clear	1"
SH-D	1003181		Blue	1"
SH-E	1003183		Blue	1¼"
SH-F	1003185		Blue	1½"
SH-G	1003187		Blue	2"
SH-H	1003189		Blue	3"
SH-I	1003184		Green	1½"
SH-J	1003186		Green	2"
SH-K	1003190		Green	3"
SH-L	1003192		Green	4"
SH-M	1003195		Green	6"
SH-N	1003188		Grey	2"
SH-O	1003191		Grey	3"
SH-P	1012435		Grey	4"

Braided Hose

MODEL	STOCK CODE		SIZE Inch
BH-A	1003223		¼"
BH-B	1003224		⅜"
BH-C	1003225		½"
BH-D	1003226		¾"
BH-E	1003227		1"
BH-F	1003228		1¼"
BH-G	1021840		1½"

Wash Hose Nozzles

MODEL	STOCK CODE		SIZE	
			mm	inch
Lock-off (blue)	1070713		19	¾"
Lock-off (red)	1070711		19	¾"
Lock-off (blue)	1003295		25	1"
Lock-off (red)	1081969		25	1"
Lock-off (red)	1003296		32	1¼"
Lock-off ZS25 (brass)	1003297		25	1
V-Jet 15/100	1003299		12.5	-
V-Jet 15/150	1003300		12.5	-
V-Jet 15/200	1003301		12.5	-
V-Jet 25/200	1003302		12.5	-

DRAINAGE PUMPS

Drainage Pumps

MODEL	STOCK CODE		POWER		
			KW	V	PH
Hippo 75 Pump c/w float 2" vert	1012155		.55	230	1
Hippo 200 Q pump 2" horz	1012156		1.5	400	3
Hippo 200 pump 2" vert	1012157		1.5	230	1
EWSS40 pump c/w float 1 ½" horz *XV-07MA40*	1012158		.55	230	1
Aqua vortex 750 SS	1001964		.75	230	1
Aqua star 750	1001965		.75	230	1

All prices exclude VAT. E&OE.

Petrol Engine Pumps

MODEL	STOCK CODE		DESCRIPTION
SEH 50x	1000751		Honda c/i impeller & diffuser oil alert
SEH 80x	1000767		Honda c/i impeller & diffuser oil alert
SE 25I	1000773		Robin 1"
GX 120	1000775		2" Honda
LGP 20	1000749		c/i impeller & diffuser oil alert
LGP 30a	1000750		c/i impeller & diffuser oil alert

Ponstar Drainage Pumps

DESCRIPTION	STOCK CODE		KW	V
Ponstar Pump c/w Float	1001991		0.6	230
Ponstar Pump Pb55011 no Float	1001992		0.6	110
Ponstar Pump c/w Float	1001993		0.6	110
HCP Pump 1Ph As215	1002012		1.1	230

Drainage Pumps

MODEL	STOCK CODE		KW	V	DIS
EUB50 5.05S pump no float + screen	1002015		0.4	110	2"
EUB50 5.05SAF pump float + screen	1013535		0.4	110	2"
EUBR50 5.05S pump no float no screen *(puddle)*	1002016		0.4	110	2"
EUBR50 5.0S pump no float no screen *(puddle)*	1002017		0.4	230	2"
EUB50 5.0Sa pump c/w float no screen	1002018		0.4	230	2"

12/ 24 Volt Transfer Pumps

MODEL	STOCK CODE		KW	V	H Max	FLOW L/hr
CB12/20 pump	1000746		0.42	12 DC	15	1750
CB 24/20 pump	1000747		0.42	24 DC	15	1750

- Suitable for diesel

Generator PTO

MODEL	STOCK CODE		AMPERAGE AMP	POWER kVA	DIMENSIONS	RPM
EP 33 TR-S 230V	1037039		86	20	1140 x 750 x 1055	1500
EP 44 TR-S A230V	1037807		120	28	1140 x 750 x 1065	1500

Gear box/alternator monoblock unit coupled through shaft, installed on a welded, powder-painted carbon steel base frame with demountable legs.

ELECTRIC PANEL

- Magnetothermic circuit breaker
- 125A 230V socket
- 16A 230V socket

- E31 digital module:
  - Voltmeter
  - Frequency meter
  - Hour counter

Generator PTO Brochure

Generator Petrol

MODEL	STOCK CODE		AMPERAGE AMP	POWER kVA	DIMENSIONS	ENGINE
GP 4000 XM-KM	1037040		15.2	3.9	700x570x630	Kohler
GP 6000 XM-KM	1037041		26.1	5.5	700x570x630	Kohler
GP 8000 XM-KM	1037042		30.4	7.7	780x570x680	Kohler

Model: open frame mounted on skid
Engine/alternator monoblock unit coupled through mono-support couplings, installed on a welded steel base-frame complete with anti-vibration mountings.

ELECTRIC PANEL

GP 4000 XM-KM

- Thermal circuit breaker
- 2 Schuko sockets 16A 230V

GP 4000 Brochure

GP 6000 XM-KM

- Thermal circuit breaker
- 1 Schuko sockets 16A 230V
- 1 CEE 16A 230V
- Voltmeter

GP 6000 Brochure

GP 8000 XM-KM

- Thermal circuit breaker
- 1 Schuko sockets 16A 230V
- 1 CEE 32A 230V
- Voltmeter

GP 8000 Brochure

Scan with your iPhone camera or QR reader to view

All prices exclude VAT. E&OE.

High Pressure Washers

Electric High Pressure Washers	240
Tractor High Pressure Washers	241
Engine High Pressure Washers	242
Power Washer Cleaning Accessories	243
High Pressure Washer Accessories	246
High Pressure Washer Spares	247

High Pressure
Washers Brochure

Scan with your iPhone camera or QR reader to view

Electric Cold Washers

MODEL	STOCK CODE		MOTOR POWER		INTER WATER MAX TEMP		POWER	MAX PRESSURE	FLOW RATE
			kW	HP			V	PSI	L/PM
Clean Pro	1003037		1.8	2.5	60ºC	140ºF	230	1500	11
Bull 11/110	1003013		2.2	3	60º	140ºF	230	1500	11

Clean Pro

- Professional 3 ceramic piston pump
- Pressure gauge
- Detergent intake device
- Adjustable pressure
- 4 functions variable angle nozzle
- 10 Litres (2.6 gal) detergent tank

Bull

- Professional piston pump
- Pressure regulator
- Pressure gauge
- By-pass remote control
- Detergent intake device
- 4 Litres (0.88 gal) detergent tank

Electric Cold Washers (Galvanised)

MODEL	STOCK CODE		MOTOR POWER		POWER	NOZZLE TYPE	MAX PRESSURE	FLOW RATE
			kW	HP	V		PSI	L/PM
HC240 A (NHD 1115)	1002784		2.2	3	230	2505	1500	11

Electric Hot Washers

MODEL	STOCK CODE		MOTOR POWER		INTER WATER MAX TEMP		POWER	MAX PRESSURE	FLOW RATE
			kW	HP			V	PSI	L/PM
MX Series 11	1003089		2.2	3	100º	212ºF	230	1500	11
MC Series 14	1003088		4.0	5.5	100º	212ºF	400	2300	14

Features of the MX & MC Series:

- Pressure regulator
- Thermostat for temperature regulation
- Electrical connection warning light
- Safety valve
- Detergent intake device
- Stainless steel boiler
- Pivot wheels with brake

All prices exclude VAT. E&OE.

Tractor Washer - Basic

MODEL	STOCK CODE		TYPE Pump	FLOW RATE L/PM	NOZZLE TYPE	MAX PSI PSI
PTO Tractor Power Washer	1002831		NLT 2525 SR	14 L/PM at 540 RPM	25045	3625

Tractor Washers - Deluxe

MODEL	STOCK CODE		TYPE Pump	FLOW RATE L/PM	NOZZLE TYPE	MAX PSI PSI
PTO Tractor Power Washer	1002827		NLT 2525 SR	14 L/PM at 540 RPM	25045	3625

Tractor Washers c/w Gear Box

MODEL	STOCK CODE		TYPE Pump	FLOW RATE L/PM	NOZZLE TYPE	MAX PSI PSI
PTO Tractor Power Washer (with gear box)	1002829		NLT 2525 SR	24 L/PM at 540 RPM	2507	3625
PTO Tractor Power Washer (with gear box and hose reel)	1012184		NLT 2525 SR	24 L/PM at 540 RPM	2507	3625

Engine Washers - Honda Basic (Petrol)

MODEL	STOCK CODE		TYPE		MAX PSI	FLOW RATE	NOZZLE TYPE
			Engine HP	Pump	PSI	L/PM	
HC 240 A Hawk GX160	1012182		5.5	NHD 1115R	2000	11	25045

Engine Washers - Honda Deluxe (Petrol)

MODEL	STOCK CODE		Engine Type		MAX PSI	FLOW RATE	NOZZLE TYPE
			Engine HP	Pump	PSI	L/PM	
HC 240 A Hawk GX160	1002785		5.5	NHD 1115R	2000	11	25045

Engine Washers - Honda (Petrol)

MODEL	STOCK CODE		TYPE		MAX PSI	FLOW RATE	NOZZLE TYPE
			Engine HP	Pump	PSI	L/PM	
HC 600 Hawk GX340	1002819		11	NLT 1725 IR	3600	17	25045

POWER WASHER CLEANING ACCESSORIES

Cleaning Accessories

MODEL	STOCK CODE		BAR	COMPATIBLE
Foaming Lance	1100894		180	1.25L tank
Sprayer Lance	1100891		15	30L/m - 50° - 700mm
Spraying Gun	1100893		25	70L/m - 50° NBR seal
Surface Cleaner - Basic	1100885		200	Rotating Brush - 035 nozzle
Surface Cleaner - Pro	1100897		250	40L/m

All prices exclude VAT. E&OE.

Hawk Pumps

MODEL	STOCK CODE		BAR
NHD 1115 R (HC240A)	1019668		150
NHD 1115 L (HC240A)	1014651		150
HC 350 L	1002816		140
HD 1215 R	1013570		150
NMT 1520 R	1013573		200
NLT 2525 SR (H700R)	1002859		250
NLT 1725 IR (HC600)	1014652		250
XLT 3020 IR (HC950)	1013569		200

Pressure Gauges

MODEL	STOCK CODE		BAR
Hawk	1002869		250
Bull	1003031		400

Hawk Regulating & Safety Valves

MODEL	STOCK CODE		BAR	COMPATIBLE PUMP
Regulating valve	1002873		210	NHD 1115 / NLT1725 / NLT 2525*
Regulating valve	1002874		210	HC950 / XLT3020
Regulating valve VBC	1012916		210	Basic
Safety relief valve	1002871		220	-

*Compatible with the following older models: HC240 / HC600 / HC700

Lances

MODEL	STOCK CODE	
Lance single 90cm x ¼"	1002893	
Lance single 122cm x ¼"	1002894	
Lance double 120cm x ¼"	1002895	
Lance telescopic heavy fibreglass 18ft	1002898	
Lance telescopic H/D aluminium 24ft	1002899	
Lance Belt	1002901	
Lance telescopic gutter cleaner	1002900	

Hawk Pressure Gun

MODEL	STOCK CODE		BAR
Gun red	1002892		250
Gun black	1002889		240

HPW Quick Couplings

MODEL	STOCK CODE	
Ball moveable ⅜" EPS	1002930	
Fixed end ⅜" EPS	1002931	
Bull hose Q/F ball	1003020	
Bull hose Q/F male	1003021	

HPW Nozzles

MODEL	STOCK CODE	
SS ¼" MC4 25035	1002904	
SS ¼" MC4 2504	1002905	
SS ¼" MC4 25045	1002906	
SS ¼" MC4 2505	1002907	
SS ¼" MC4 25055	1002908	

Dirt killer 045	1002924	
Dirt killer 045 320 bar	1002926	
Dirt killer 055	1002927	
Dirt killer 07 small	1002928	
Dirt killer 07 big	1002929	

HPW Accessories

MODEL	STOCK CODE	
Adjustable head ¼"	1002897	
Bull chemical injector	1003034	
HPW chemical injector ⅜"	1002956	
HPW nipple ⅜"	1002937	
Chemical strainer	1002953	
Suction strainer 19mm	1002954	
Suction strainer 19mm - Heavy Duty	1002955	

All prices exclude VAT. E&OE.

Kappa Hot Washer Accessories

MODEL	STOCK CODE	
Regulating valve combi Type A	1003092	
Electrode 0775101	1003104	
Electrode angled	1003105	
Electrode connector H.T	1003106	
Electrode lead H.T 700mm	1003107	
Pressure switch	1003109	
Thermostat 101021	1003110	
Thermostat knob	1003111	
Probe holder fff ⅜"	1003112	
Starter 3ph 10/16 amp mt25	1003113	
On/off switch 16 amp 1ph	1003114	
Gromet for on/off switch 1ph	1003115	
Pressure gauge 250bar 50mm	1003116	

Serie Hot Washer Accessories



MODEL	STOCK CODE	
MC Cover	1003137	
Electronic Card	1003138	
Fuel Filter	1003141	
Fuse c/w Holder	1003140	
Chemical Injector	1030046	
Contactor	1003142	

High Pressure Washer Hose

MODEL	STOCK CODE	
Bull hose ¼" 9.1m	1003014	
HPW hose 1mtr x ⅜" (hose reel)	1002971	
HPW hose 9.1 M ⅜" x 30 ft	1002972	
HPW hose 12.2mtr ⅜" x 40 ft	1002973	
HPW hose 15.24mtr ⅜" x 50 ft	1002974	
HPW hose 18.29mtr ⅜" x 60 ft	1002975	

Hose Reels

MODEL	STOCK CODE		TYPE
Hose reel washer magnum baby	1003271		High pressure washer
Hose reel automatic ⅜" hose	1012185		High pressure washer
Hose reel manual 1"	1003265		Volume washer
Hose reel automatic 1"	1003268		Volume washer
Hose reel inlet/outlet elbow 1"	1003269		Volume washer elbow
Hose reel magnum baby inlet/outlet	1003272		High pressure washer

HPW PTO Shaft

MODEL	STOCK CODE	
Quick end	1002959	
Bolt end	1002961	

Clean Pro/ Bull Accessories

MODEL	STOCK CODE	
Clean Pro pressure gauge	1003039	
Clean Pro hp hose	1003040	
Clean Pro gun & half lance	1003041	
Clean Pro lance & nozzle	1003042	
Clean Pro on/off switch	1003044	
Clean Pro nozzle kit35	1003045	
Bull gun + half lance + coupling	1003016	
Bull half lance c/w nozzle	1003017	

High Pressure Starters

MODEL	STOCK CODE	
Bull starter box c/w membrane	1003030	
Bull starter 10/16 amp	1003029	

All prices exclude VAT. E&OE.

Hawk Repair Kits

MODEL	STOCK CODE		PART NO.	PUMP TYPE
Piston seal	1002832		2600.02	H700
Piston seal & seating kit	1002833		2602.01	H700
Ceramic piston (x1)	1002834		2602.03	HC240A
Piston seals (x3)	1002786		2612.06	HC240A
Piston seal & seating kit	1002787		2612.08	HC240A
Valve kit spring (6 required)	1002788		2600.02	HC240/600/700
Lip seal (oil)	1002789		2600.03	HC240A
Ceramic piston kit	1002790		2612.07	HC240
Piston seal set (x3)	1002821		2600.00	HC600
Piston seal & seating kit	1002822		2600.01	HC600
Ceramic piston kit	1002823		2600.04	HC600
Valve kit spring (6 required)	1002835		2600.08	HC600
Piston seal & packing kit	1002815		2614.03	HC340
Valve kit (6 required)	1002817		2600.12	HC340
Valve kit	1002862		2600.10	HC950
Piston seal kit	1002863		2629.07	HC950
Piston seal & seal kit	1002864		2629.03	HC950
Ceramic piston	1002868		2602.03	HC950
Seal kit check valve	1013575		2600.08	NMT1520R
Seal kit plunger U-seal	1013574		2600.07	NMT1520R
Seal kit plunger	1037331		2601.88	NHD1115
Serie MX valve kit (6 required)	1013581		2600.28	NHD1115
Serie MX piston kit	1013579		2614.05	NHD1115
Serie M mix seal kit	1013580		2600.44	NHD1115R
Poker seal kit	1013583		2600.44	HD12-15

Regulating valve repair kit	1002877		2628.01	Outlet
Regulating valve repair kit	1002878		2628.09	Outlet
Regulating valve repair kit	1002876		2615.02	-
Regulating valve repair nipple	1002876		2615.02	-
Gun repair kit	1002890		2616.08	Hawk
Manifold plug (old)	1002805		1601.30	HC240A
Manifold plug (new)	1002856		1601.07	H700
Manifold plug (new)	1002867		1610.21	HC950

Hawk Repair Kits

MODEL	STOCK CODE		PART NO.	PUMP TYPE
Complete valve	1071281		1.099-747.0 / 260077	NMT152
Plunger oil seal kit	1071282		1.099-749.0 / 260107	NMT152
Complete manifold	1071283		1.099-752.0 / 260069	NMT152
Connecting rod plunger	1071284		1.0905-544.0	NMT152
Valve plug assembly	1071285		1.940-251.0 / 460150	NMT152
Seal packing 20mm	1071286		1.099-759.0 / 260129	NLT1725 IR/NLT2525SR
Seal packing 18mm	1071287		1.099-760.0 / 260170	NLT1725 IR
Complete valve	1071288		1.905-699.0	NLT1725 IR/NLT2525SR
Seal packing kit 20mm (complete)	1071289		1.905-671.0	NLT2525SR
Seal packing kit 18mm (complete)	1071290		1.905-671.0	NLT1725 IR
Plunger oil seal kit 18mm	1071291		1.099-764.0	NLT1725 IR
Plunger oil seal kit 20mm	1081894		1.099-763.0	NLT2525SR
Crankcase seal kit	1071293		1.099-766.0 / 260003	NLT1725 IR/NLT2525SR
Complete manifold 18mm	1071294		1.905-613.0	NLT1725 IR/NLT2525SR
Connecting rod plunger	1071295		1.099-768.0 / 260175	NLT1725 IR
Valve plug assembly	1071296		1.904-182.0	NLT1725 IR/NLT2525SR
Valve plug assembly	1071296		1.940-251.0 / 460150	NLT1725 IR/NLT2525SR
Seal packing kit 16mm	1071297		1.099-742.0 / 260189	NHD1115
Complete valve	1071298		1.905-617.0	NHD1115
Seal packing kit 16mm (complete)	1071299		1.905-630.0	NHD1115
Plunger 16mm	1071300		1.099-738.0 / 260190	NHD1115
Crankcase seal kit	1071301		1.905-624.0	NHD1115
Connecting rod plunger	1071302		1.904-183.0 / 310044	NHD1115
Valve plug assembly	1071303		1.904-249.0 / 460151	NHD1115
Seal pack kit 25mm	1071304		1.099-770.0 / 260113	XLT3020 R
Complete valve	1071305		1.905-686.0	XLT3020 R
Seal packing kit 25mm (complete)	1071316		1.905-642.0	XLT3020 R
Plunger 25mm	1071307		1.099-777.0 / 260117	XLT3020 R
Complete manifold 25mm	1071308		1.099-783.0 / 260119	XLT3020 R
Valve plug assembly	1071309		1.904-260.0 / 460131	XLT3020 R
Complete valve	1071311		1.905-594.0	XXT4220 I
Seal packing kit 22mm (complete)	1071312		1.905-699.0	XXT4220 I
Plunger 22mm	1071313		1.099-776.0 / 260129	XXT4220 I
Crankcase seal kit	1071314		1.905-613.0	XXT4220 I
Connecting rod plunger	1071315		1.904-182.0 / 310043	XXT4220 I
Valve plug assembly	1071316		1.904-326.0 / 460176	XXT4220 I

All prices exclude VAT. E&OE.

Pump Spares

Bearings	250
Capacitors	251
Overloads	252
Contactors	253
Mechanical Seals	254
Pedrollo Spares	258
Pentax Spares	260

Bearings for Pumps & Electric Motors

MODEL	STOCK CODE		DIMENSIONS mm
6201 ZZ-C3	1005638		12 x 32 x 10
6202 ZZ-C3	1005639		15 x 35 x 11
6203 ZZ-C3	1005640		17 x 40 x 12
6204 ZZ-C3	1005641		20 x 47 x 14
6205 ZZ-C3	1005643		25 x 52 x 15
6206 ZZ-C3	1005644		30 x 62 x 16
6208 ZZ-C3	1005646		40 x 80 x 18
6212 ZZ-C3	1005650		60 x 110 x 22
6303 2RS-C3	1005657		17 x 47 x 14
6304 ZZ-C3	1005658		20 x 52 x 15
6306 ZZ-C3	1005661		30 x 72 x 19
6307 ZZ-C3	1005662		35 x 80 x 21
6308 ZZ-C3	1005663		40 x 90 x 23
6309 ZZ-C3	1005664		45 x 100 x 25
6310 ZZ-C3	1005666		50 x 110 x 27
3205 ZZ-C3	1005614		25 x 52 x 20.6
3206 B-C3	1005615		30 x 62 x 23.8
3207 B-C3	1005616		35 x 72 x 27
3305B-C3	1005619		25 x 62 x 25.4
3306B-C3	1005620		30 x 72 x 30.2
6305ZZ-C3	1005660		25 x 62 x17
7310BG-C3	1005690		50 x 110 x 27

Copper Bearings

MODEL	STOCK CODE	
3 01 B300 EX Cooper	1005597	
3 01 B300 GR Cooper	1005600	
Pedestal for P04 01B/ C3003	1005602	
Cartridge 3 01C300EX	1005598	
Cartridge 3 01C300GR	1005601	
Rubber Seal SR for SRS300	1005603	

Exalign Glacier Bearings

MODEL	STOCK CODE		DIMENSIONS mm
FL7 Glacier	1005717		60
FL10 Glacier	1005718		90
FL5 Glacier	1005715		45

*22/63 are ordered under the same code

All prices exclude VAT. E&OE.

Type C
Capacitor with cable connections

Capacitors with Cable Connections

MODEL	STOCK CODE		CAPACITY µF	VOLTAGE V
FR 16 C	1007395		16	500
FR 20 C	1007399		20	500
FR 25 C	1007401		25	450
FR 30 C	1007403		30	450
FR 31.5	1007404		31.5	450
FR 35 C	1007405		35	500
FR 40 C	1007408		40	450
FR 50 C	1030838		50	450
FR 80 C*	1007377		80	450

*Run/start relay

- Capacitors with CE marking and VDE-IMQ approval

Type F
Capacitor with spade connections

Capacitors with Spade Connections

MODEL	STOCK CODE		CAPACITY µF	VOLTAGE V
PE 10 F	1007390		10	450
PE 12.5 F	1007392		12.5	450
PE 14 F	1007393		14	450
PE 16 F	1007396		16	450
PE 20 F	1007398		20	500
PE 25 F	1007400		25	250
PE 30 F	1007402		30	450
PE 35 F	1007406		35	450
PE 40 F	1007407		40	450
PE 45 F	1007409		45	450
PE 50 F	1007410		50	450
PE 60 F	1007411		60	300
PE 70 F	1007413		70	450
PE 80 F	1007412		80	250
PE 100 F	1007414		100	450

*FC = Special capacitor with reduced dimensions

- Capacitors with CE marking and VDE-IMQ approval

Start Capacitors

MODEL	STOCK CODE		CAPACITY µF	VOLTAGE V
MSC 63/80	1007376		63/80	330
MSC 80/100	1007378		80/100	330
MSC 86/103	1007379		86/103	330
MSC 100/125	1007380		110/125	330
MSC 125/160	1007381		125/160	330
MSC 160/200	1007382		160/200	330
MSC 250/315	1007384		250/315	330
MSC 315/400	1007385		315/400	330
MSC 400/500	1007386		400/500	330

Submersible Starters - Spares

MODEL	STOCK CODE		VOLTAGE V
On/off switch (red)	1006606		250AC
On/off switch (silver)	1070744		250AC
Run bulb (green)	1070745		220
Power bulb (red)	1070746		220
Bulb cover (red)	1070747		-
Bulb cover (green)	1070748		-

Motor Overload

MODEL	STOCK CODE		AMP A
Motor overload	1006607		2.5
Motor overload	1006610		3.5
Motor overload	1006611		4
Motor overload	1006612		5
Motor overload	1006613		6
Motor overload	1006614		7
Motor overload	1006615		8
Motor overload	1006616		9
Motor overload	1006617		10
Motor overload	1012207		11
Motor overload	1006618		12
Motor overload	1006619		13
Motor overload	1012208		14
Motor overload	1006620		15
Motor overload	1006621		16

Control Panel Mounted Overloads

MODEL	STOCK CODE		AMP A
LRD01	1006417		0.1-0.16
LRD02	1006418		0.16-0.25
LRD03	1006419		0.25-0.4
LRD04	1006420		0.4-0.63
LRD05	1006421		0.63-1.0
LRD06	1006422		1.0-1.7
LRD07	1006423		1.6-2.5
LRD08	1006424		2.5-4.0
LRD10	1006425		4.0-6.0
LRD12	1006426		5.5-8.0
LRD14	1006427		7.0-10
LRD16	1006428		9.0-13

Control Panel Mounted Overloads

MODEL	STOCK CODE		AMP A
LRD21	1006429		12-18
LRD22	1006430		17-25
LRD32	1006431		24-32
LRD35	1006432		30-40
LRD3322	1006433		17-25
LRD3353	1006434		23-32
LRD3355	1006435		30-40
LRD3357	1006436		37-50
LRD3359	1006437		48-65
LRD3361	1006438		55-70
LRD3363	1006439		63-80
LRD3365	1006440		80-104
LRD4367	1006441		95-120
LRD4369	1006442		110-140

CONTACTORS

Telemecanique Contactors

MODEL	STOCK CODE		VOLTAGE V	AMP A
LC1D09P7	1006256		230	9
LC1D12P7	1006259		230	12
LC1D18P7	1006263		230	18
LC1D25P7	1006266		230	25
LC1D32P7	1006270		230	32
LC1D40P7	1006272		230	40
LC1D50P7	1006275		230	50
LC1D65AP7	1006276		230	65
LC1D80P7	1006278		230	80

Contactor Coil

MODEL	STOCK CODE		VOLTAGE V	AMP A
LXD1B7	1006313		24	9-38
LXD1F7	1006314		110	9-38
LXD1P7	1006315		230	9-38
LXD1V7	1006316		380	9-38
LX1D6F7	1006317		110	40-95
LX1D6P7	1006318		230	40-95
LX1D6V7	1006319		380	40-95

Pedrollo Mechanical Seals for Surface Pumps

AR

ST1

FN, FH

MODEL	STOCK CODE		PUMP	SHAFT	MATERIALS			
					Fixed ring	Rotating ring	Elastorner	Spring
AR-12	1000032		PK60-65-70-80, PKS, PQ60-65, CP100-130-132, CP100-130-132 ST4,HF50, JSW1, JCR1	Ø 12 mm	Ceramic	Graphite	NBR	AISI304
AR-12ST6	1070102		CP100-ST6, CP130-ST6, CP132-ST6	Ø 12 mm				AISI316
AR-12V	1000033		CK, CKR	Ø 12 mm			VITON	AISI304
AR-13	1000269		2÷4CP, 2÷5CR, PLURIJET/60-80-100	Ø 13 mm			NBR	
AR-14	1000114		CP150-158, CP150-158 ST4, HF4-5-51, NGA, 2CP25/130N, JSW2, JCR2	Ø 14 mm				
AR-14ST6	1070103		CP150-ST6, CP158-ST6	Ø 14 mm				AISI316
AR-14S	1033553		NGA-PRO	Ø 14 mm			VITON	
ST1-12	1020488		PK90, PQ70-80-81-90, PV60-65-70-81-90 PQ60-65-81/Bs, PQA	Ø 12 mm	Silicon carbide		NBR	
ST1-12E	1070104		PV55	Ø 12 mm			EPDM	
FN-14	1070105		PK100-200-300, PQ100-200-300	Ø 14 mm	Graphite	Ceramic	NBR	
FN-18ST6	1070106		CP170-ST6, CP170M-ST6	Ø 18 mm				
FN-18 NU	1070107		PQ3000	Ø 18 mm				
FN-20	1000508		CP220B-C, CP230C, HF8-20, 2CP32/200, F-F4 32/160, F40/125, F-F4 40/160, F-F4 50/125	Ø 20 mm				
FN-20 NUD	1070108		FG32/160, FG40/160, FG50/125	Ø 20 mm				
FN-24	1000156		CP210, CP220A-AH, CP230B-A, CP250B-N, HF30, 2CP32/210, 2CP40/180, F-F4 32/200, F-F4 40/200, F-F4 50/160, F-F4 65/125	Ø 24 mm				
FN-24 NUD	1070109		FG32/200, FG40/200, FG50/160, FG65/125	Ø 24 mm				
FN-24SV	1070110		F-INOX	Ø 24 mm	Silicon carbide	Silicon carbide	VITON	
FN-32 NU	1000560		CP250A-N, 2CP40/200, F-F4 50/200, F-F4 65/160, F-F4 65/200, F-F4 80/160, F-F4 100/160	Ø 32 mm	Graphite	Ceramic	NBR	
FN-32 NUD	1014617		FG50/200, FG65/160, FG65/200, FG80/160, FG100/160	Ø 32 mm				
FN-35 NUD	1070111		FG32/250, FG40/250, FG50/250	Ø 35 mm				
FN-38	1000552		F-F4 32/250, F-F4 40/250, F-F4 50/250	Ø 38 mm				
FN-40 NU	1029960		F-F4 65/250, F-F4 80/200, F 80/250B, F-F4 100/200, FG80/200A, FG100/200A	Ø 40 mm				
FH-43 NU	1070112		FG65/250, FG80/250, FG100/250	Ø 43 mm				
FH-45 NU	1070113		F-F4 80/250A, F-F4 100/250	Ø 45 mm				

Special mechanical seals available on request

All prices exclude VAT. E&OE.

Pedrollo Mechanical Seals for Submersible Pumps

AR, STA

ST1, MG1

MG1-D, ED560

ST4

MODEL	STOCK CODE		PUMP	SHAFT	MATERIALS			
					Fixed ring	Rotating ring	Elastorner	Spring
STA-12R	1070114		TOP1-2-3, TOP FLOOR, TOP VORTEX, RX1-2-3, ZX	Ø 12 mm	Ceramic	Graphite	NBR	AISI304
AR-12R LA	1070115		TOP2-3LA	Ø 12 mm	Ceramic	Graphite		AISI316
STA-12R SIC	1070116		RX2/20, RX3/20	Ø 12 mm	Ceramic	Silicon carbide		AISI304
STA-12R SG	1070117		TOP MULTI 2-3, TOP MULTI-EVO 2-3 TOP MULTI-TECH 2-3	Ø 12 mm	Silicon carbide	Graphite		AISI304
STA-13R	1070118		TOP MULTI 2-3, TOP MULTI-EVO 2-3 TOP MULTI-TECH 2-3	Ø 13 mm	Ceramic	Graphite		AISI304
AR-14	1070119		DAVIS	Ø 14 mm	Ceramic	Graphite		AISI304
ST1-14 SIC	1070120		DAVIS, D30-N, DC30-N	Ø 14 mm	Ceramic	Silicon carbide		AISI316
MG1-14D SIC	1070121		TOP4-5N, RX 4-5, RX 4-5/40, VX-ST, BC-ST, VX-MF, BC-MF, VX, BC, D8-10-20N, DC8-10-20N, VXC/35-45, MC/45, TR0.75-1.1	Ø 14 mm	Silicon carbide Silicon carbide	Graphite Silicon carbide		AISI316
ST1-16	1070122		NK, UP, 4BLOCK, FLUID SOLAR	Ø 16 mm	Silicon carbide	Graphite	NBR	AISI316
ST4-16	1070123		4PD	Ø 16 mm	Ceramic	Graphite		AISI316
STA-17	1070124		NK, UP, 4BLOCK, FLUID SOLAR	Ø 17 mm	Ceramic	Graphite		AISI316
STA-19	1016763		TR1.1-1.5-2.2, VXC/50-70, MC/50-70, VXC-F/50-70, MC-F/50-70	Ø 19 mm	Silicon carbide	Silicon carbide		AISI304
STA-20	1016762		TR1.1-1.5-2.2, VXC/50-70, MC/50-70, VXC-F/50-70, MC-F/50-70	Ø 20 mm	Ceramic	Graphite		AISI304
ED560-25	1070125		VX30-40-55/40, BC55-75/35	Ø 25 mm	Ceramic Silicon carbide	Graphite Silicon carbide		AISI304
ST4-25	1070126		6PD	Ø 25 mm	Ceramic	Graphite		AISI316

Special mechanical seals available on request

HOMA Mechanical Seals

MODEL	STOCK CODE		DIMENSIONS mm	PART NO
H/MS-15	1002537		15	3738152
H/MS-20	1002538		20	3738201
H/MS-25	1002539		25	3738251
H/MS-32	1002540		32	0320-18
H/MS-35 (top)	1002541		35	3740335
H/MS-35	1002542		35	3738351
H/MS-45 (top)	1002543		45	3740345
H/MS-45 (lower)	1002544		45	3737745
H/MS-45	1002545		45	3738451
H/MS-50	1002546		50	3738461
H/MS-55 (top)	1002547		55	3741552
H/MS-55 (lower)	1002548		55	3738551
H/MS-55	1002549		55	3737755
H/MS-55	1002550		55	3740355
H/MS-65	1002551		65	3738651
H/MS-75	1002552		75	3741751

Special mechanical seals available on request

HOMA Lip Seals

MODEL	STOCK CODE		DIMENSIONS mm
H/LS-01	1002556		100 x 120 x 12
H/LS-02	1002554		28 x 47 x 7
H/LS-03	1002555		45x 62 x 10
H/LS-04	1002221		15 x 26 x 7
H/LS-05	1005812		20 x 42 x 8
H/LS-06	1005813		25 x 42 x 7
H/LS-07	1005814		25 x 47 x 7
H/LS-08	1005815		25 x 52 x 10
H/LS-09	1005816		28 x 47 x 7
H/LS-10	1005817		30 x 47 x 7
H/LS-11	1005810		30 x 62 x 10
H/LS-12	1005819		35 x 55 x 10
H/LS-13	1005820		38 x 62 x 7
H/LS-14	1005821		40 x 62 x 10
H/LS-15	1005822		40 x 65 x 12
H/LS-16	1005823		40 x72 x 10
H/LS-17	1031836		55 x 72 x 10
H/LS-18 (SS Spring)	1005811		20 x 30 x 7

Special lip seals available on request

All prices exclude VAT. E&OE.

Zenit Mechanical Seals

MODEL	STOCK CODE		DIMENSIONS mm
Sica mechanical seal	1002205		15
Sica long mechanical seal	1002209		20
Sica short mechanical seal	1002210		20
Cace long mechanical seal	1002211		25
Sica long mechanical seal	1002212		25
Cace long mechanical seal	1002215		30
Cace short tipo H mechanical seal	1002217		30
Sica long mechanical seal	1002216		30
Cace long mechanical seal	1002218		35
Sica long mechanical seal	1002219		35

Special mechanical seals available on request

Pump Oil

MODEL	STOCK CODE		TYPE
Oil Omala 100	1009616		Gearbox
Oil Omala 150	1009617		Hydraulic
Oil Omala 220	1009618		Hydraulic
Oil Omala 320	1009619		Hydraulic
Oil Omala 460	1009620		Hydraulic
Oil Telus 10	1009609		Hydraulic
Oil Telus 22	1009610		Hydraulic
Oil Telus 32	1009611		Hydraulic
Oil Telus 46	1009612		Hydraulic
Oil Telus 100	1009613		Hydraulic
Oil Telus 150	1009614		Hydraulic
Oil Donaxtx	1009627		Transmission
Oil Finnoly T251	1009628		Air Blower
Oil Nevastane XSH220	1033977		Air Blower
Oil Carter SH220	1071420		Robushi Blower
Oil Alpha PG220	1031864		Air Blower Gearbox
Oil Radicol Glycol	1039785		Anti- Freeze
Oil Superfleet 15/40	1009624		Engine
Oil Baroni XGP	1081225		Semi Synthetic
Oil Berlioz XMR	1081224		Cutting Fluid
Oil Nevastane XSH220	1078996		High Temp., Gear, Food Grade
Oil Morlina 220	1009615		Gearbox
Oil Tivela 220	1009626		Synthetic Gear Oil
Oil Turbot 46	1009623		Hydraulic
Oil Vitrea 460	1009621		Gearbox

Please contact EPS for guidance on oil selection according to application

2CPM 25

MODEL	STOCK CODE		PUMP TYPE
Motor bracket (new)	1000172		2CPM 25/16 B
Suction cover 1½"	1000168		2CPM 25/160 B
Back impeller (left)	1000170		2CPM 25/16 B
Front impeller (right)	1000169		2CPM 25/16 B
Impeller nut	1000185		2CPM 25/16 B
Gasket	1000176		2CPM 25/16 B
Impeller key	1000171		2CPM 25/16 B
Mechanical seal - viton	1000174		2CPM 25/16 B
Circlip	1000188		2CPM 25/16 B
Suction cover 1¼"	1037642		2CPM 25/16 B

2CPM 32

MODEL	STOCK CODE		PUMP TYPE
Motor bracket (new)	1000200		2CPM 32/200 B/C
Front impeller (DX)	1000193		2CPM 32/200 C
Back impeller (SX)	1000192		2CPM 32/200 C
Suction case (new)	1000218		2CPM 32/200 B/C
Motor bracket (old)	1000221		2CPM 32/200 B/C
Front impeller	1000219		2CPM 32/200 B
Back impeller	1000220		2CPM 32/200 B
Gasket (old)	1000222		2CPM 32/200 B/C
Front impeller	1000233		2CPM 32/200 A
Back impeller	1000235		2CPM 32/200 A
Motor bracket	1000239		2CPM 32/210 A/B
Suction cover	1000230		2CPM 32/210 A/B
Gasket (new)	1000231		2CPM 32/210 A/B/C

2CP 40

MODEL	STOCK CODE		PUMP TYPE
Suction body	1013511		2CP40/180 A/B/C
Pump bracket	1013513		2CP40/180 A/B/C
Pump gasket	1000242		2CP40/180 A/B/C
Impeller (right)	1000245		2CP40/180 A
Impeller (left)	1000246		2CP40/180 A

All prices exclude VAT. E&OE.

CPM

MODEL	STOCK CODE		PUMP TYPE
Suction case	1000119		CPM 158
Impeller	1000113		CPM 158
Suction case (new)	1037636		CPM 170
Motor bracket (new)	1037637		CPM 170
Impeller	1000130		CPM 170
Pump body	1000136		CPM 190
Impeller	1000137		CPM 190
Suction case	1037644		CPM 210 C
O-Ring	1037645		CPM 210 C
Impeller	1000150		CPM 25/200 B

JSWM/H

MODEL	STOCK CODE		PUMP TYPE
Suction case	1000368		JSWM 10/12/15 H
Impeller tapered (new)	1000372		JSWM 10 H
Impeller key (old)	1000371		JSWM 10 H
Diffuser c/w ejector	1000376		JSWM 10/12/15 H
Motor bracket	1000378		JSWM 10/12/15 H
Impeller tapered (new)	1000389		JSWM 12 H
Impeller	1000397		JSWM 15 H

JSWM/2

MODEL	STOCK CODE		PUMP TYPE
Diffuser c/w ejector	1017493		JSWM 2 A/B/C
Suction case	1037640		JSWM 2 A/B/C
Motor bracket	1037638		JSWM 2 A/B/C
O-Ring	1037641		JSWM 2 A/B/C
Seal carrier plate	1037639		JSWM 2 A/B/C
Impeller S/S	1018915		JSWM 2 C
Impeller S/S	1018914		JSWM 2 B

JDWM1/A

MODEL	STOCK CODE		PUMP TYPE
Suction Case	1000419		JDWM1 A
Motor Bracket	1000421		JDWM1 A
Diffuser (new)	1000426		JDWM1 A
Diffuser O-Ring Seal	1000427		JDWM1 A
Impeller	1000420		JDWM1 A

MKM8/6

MODEL	STOCK CODE		PUMP TYPE
Suction Case	1037655		MKM8/6 (Old)
Impeller	1037662		MKM8/6 (Old)
Diffuser	1037663		MKM8/6 (Old)
Diaphragm	1037661		MKM8/6 (Old)
O-Ring	1037660		MKM8/6 (Old)

MKM8/6N

MODEL	STOCK CODE		PUMP TYPE
Impeller & diffuser set	1080165		MKM8/6 (New)
Impeller spacer	1080168		MKM8/6 (New)
Impeller cover	1080169		MKM8/6 (New)
O-Ring	1080176		MKM8/6 (New)
Washer	1080171		MKM8/6 (New)
Impeller clamp nut	1080172		MKM8/6 (New)

3CRM 80

MODEL	STOCK CODE		PUMP TYPE
Impeller & diffuser set	1000262		3CRM 80
Motor bracket	1000267		2/3/4 CRM 80
Suction case	1000265		2/3/4 CRM 80
Seal carrier plate	1000266		2/3/4 CRM 80

PENTAX SPARES

CAB 150/200

MODEL	STOCK CODE		PUMP TYPE
Centre & back diffuser	1000600		CAB 150/200
Diffuser cover	1000601		CAB 150/200
Impeller BZ	1000587		CAB 150
Impeller noryl	1000588		CAB 150
Motor bracket	1000591		CAB 150/200
O-Ring seal	1000605		CAB 150/200
Suction case	1000586		CAB 150/200
Impeller BZ	1000615		CAB 200
Impeller noryl	1000616		CAB 200

All prices exclude VAT. E&OE.

Water Treatment

Cabinet Water Softeners	262
Water Softeners	263
Turbidity Filters	265
Simplex Ecomix Systems	266
Duplex Ecomix Systems	267
PH Correction Filters	268
Activated Carbon Filters	269
Iron Filters	270
Various Filters	271
Clack Control Valves	272
Clack Accessories	273
Water Treatment Accessories	275
Vessels & Taps	277
Brine Tanks & Wells	278
Filter Resin & Media	279
Reverse Osmosis	280
Reverse Osmosis Accessories	287
Ultra Violet Disinfection Systems	290
Ultra Violet Disinfection Parts	292
Filter Housing & Cartridges	295
Commercial Filter Housing	299
Drinking Water Filters	300
Aquapoint Filter	301
Food Service Filters	302
Anti-Scale Filters	305
Rainwater Harvesting Accessories	306
Dosing Pumps	307
Chemical Storage Tanks	308

eSoft Eco Water Softeners - eSoft Metered Valve

MODEL	STOCK CODE		RESIN VOLUME L	CAPACITY BETWEEN REGEN. @300ppm (L)
eSoft Eco 5	1100342		5	830
eSoft Eco 8	1101784		8	1330
eSoft Eco 10	1035556		10	1330
eSoft Eco 20	1036428		20	3300
eSoft Eco 30	1036687		30	5000

eSoft ECO

Installation Video

MODEL	CABINET SIZE				
	5 Litre	8 Litre	10 Litre	20 Litre	30 Litre
Resin Volume/Litre	5L	8L	10L	20L	30L
Softener specification	8 x 13	10 x 13	8 x 17	8 x 24	10 x 35
Total height	490mm	510mm	580mm	750mm	1050mm
Total depth (including fittings)	520mm	500mm	520mm	520mm	580mm
Width	270mm	340mm	270mm	270mm	350mm
Maximum working pressure	5 Bar	5 Bar	5 Bar	5 Bar	5 Bar
Minimum working pressure	1.7 Bar	1.7 Bar	1.7 Bar	1.7 Bar	1.7 Bar
Service flow rate	10 L/mm	10 L/ min	10 L/ min	15 L/ min	23 L/ min
Pressure drop at service flow	0.2 Bar	0.2 Bar	0.2 Bar	0.35 Bar	0.55 Bar
Minimum supply flow rate	8 L/ min	8 L/ min	8 L/ min	8 L/ min	8 L/ min
Salt use per regeneration	0.75kgs	1.2 kgs	1.2 kgs	3.0 kgs	4.5 kgs
Inlet/outlet	¾" BSPM	¾" BSPM	¾" BSPM	¾" BSPM	¾" BSPM
Softening capacity @300ppm	830 litres	1330 litres	1330 litres	2500 litres	5000 litres

eSoft Pro Water Softeners - Clack CI Metered Valve

MODEL	STOCK CODE		RESIN VOLUME L	CAPACITY BETWEEN REGEN. @300ppm (L)
eSoft Pro 5	1033167		5	830
eSoft Pro 8	1101783		8	1330
eSoft Pro 10	1020967		10	1330
eSoft Pro 20	1020968		20	3300
eSoft Pro 30	1015567		30	5000

eSoft PRO

Installation Video

MODEL	CABINET SIZE				
	5 Litre	8 Litre	10 Litre	20 Litre	30 Litre
Resin Volume/Litre	5L	8L	10L	20L	30L
Softener specification	8 x 13	10 x 13	8 x 17	8 x 24	10 x 35
Total height	523mm	550mm	625mm	800mm	1095mm
Total depth (including fittings)	490mm	460mm	440mm	440mm	580mm
Width	270mm	340mm	270mm	270mm	350mm
Maximum working pressure	5 Bar	5 Bar	5 Bar	5 Bar	5 Bar
Minimum working pressure	1.7 Bar	1.7 Bar	1.7 Bar	1.7 Bar	1.7 Bar
Service flow rate	10 L/ min	10 L/ min	10 L/ min	15 L/ min	23 L/ min
Pressure drop at service flow	0.2 Bar	0.2 Bar	0.2 Bar	0.35 Bar	0.55 Bar
Minimum supply flow rate	5 L/ min	8 L/ min	8 L/ min	8 L/ min	8 L/ min
Salt use per regeneration	0.75 kgs	1.2 kgs	1.2 kgs	3.0 kgs	4.5 kgs
Inlet/ outlet	¾" BSPM	¾" BSPM	¾" BSPM	¾" BSPM	¾" BSPM
Softening capacity @300ppm	830 litres	1330 litres	1330 litres	2500 litres	5000 litres

All prices exclude VAT. E&OE.

Simplex Water Softeners c/w Clack CI Valve & Indion Resin

MODEL	STOCK CODE		VESSEL Inch	VALVE Type	RESIN VOLUME L	CAPACITY *BETWEEN* @300ppm	BRINE TANK
WS10	1013235		8 x 17	WS1 CI	8	1.3	25
WS20	1013236		10 x 24	WS1 CI	20	3.3	75
WS30	1013237		10 x 35	WS1 CI	30	5.0	75
WS40	1013238		10 x 44	WS1 CI	40	6.6	75
WS50	1013239		10 x 54	WS1 CI	50	8.3	100
WS60	1036853		12 x 52	WS1 CI	60	10.0	100
WS75	1013240		13 x 54	WS1 CI	75	12.5	140
WS100	1013241		14 x 65	WS1 CI	100	16.6	200
WS150	1013242		16 x 65	WS1 CI	150	25.0	200
WS200	1016529		18 x 65	WS1.25 CI	200	33.3	340
WS200a	1036854		18 x 65	WS1.5 CI	200	33.3	340
WS250	1036855		21 x 62	WS1.5 CI	250	41.6	500
WS350	1036856		24 x 72	WS1.5 CI	350	58.3	500
WS500	1036857		30 x 72	WS2 CI	500	83.3	750
WS700	1036858		36 x 72	WS2 CI	700	116	1000

Duplex Water Softeners c/w Clack CI Valve & Indion Resin

MODEL	STOCK CODE		VESSEL Inch	VALVE Type	RESIN VOLUME L	CAPACITY *BETWEEN* @300ppm	BRINE TANK
DWS20	1015568		10 x 24	WS1 CI	20	3.3	25
DWS30	1015569		10 x 35	WS1 CI	30	5.0	75
DWS40	1015570		10 x 44	WS1 CI	40	6.6	75
DWS50	1015571		10 x 54	WS1 CI	50	8.3	75
DWS60	1036863		12 x 52	WS1 CI	60	10.0	100
DWS75	1015572		13 x 54	WS1 CI	75	12.5	140
DWS100	1015573		14 x 65	WS1 CI	100	16.6	200
DWS150	1015574		16 x 65	WS1 CI	150	25.0	200
DWS200	1015575		18 x 65	WS1.25 CI	200	33.3	340
DWS200a	1033561		18 x 65	WS1.5 CI	200	33.3	340
DWS250	1036864		21 x 62	WS1.5 CI	250	41.6	500
DWS350	1036865		24 x 72	WS1.5 CI	350	58.3	500
DWS500	1036866		30 x 72	WS2 CI	500	83.3	750
DWS700	1036867		36 x 72	WS2 CI	700	116	1000

Simplex Water Softeners c/w Clack CI Valve & Lanxess S1567 Resin

MODEL	STOCK CODE		VESSEL Inch	VALVE Type	RESIN L	CAPACITY *BETWEEN* @300ppm	BRINE TANK
LWS10	1039880		8 x 17	WS1 CI	8	1.3	25
LWS20	1039881		10 x 24	WS1 CI	20	3.3	75
LWS30	1039882		10 x 35	WS1 CI	30	5.0	75
LWS40	1039883		10 x 44	WS1 CI	40	6.6	75
LWS50	1039884		10 x 54	WS1 CI	50	8.3	100
LWS60	1039885		12 x 52	WS1 CI	60	10.0	100
LWS75	1039887		13 x 54	WS1 CI	75	12.5	140
LWS100	1039888		14 x 65	WS1 CI	100	16.6	200
LWS150	1039889		16 x 65	WS1 CI	150	25.0	200
LWS200	1039890		18 x 65	WS1.25 CI	200	33.3	340
LWS200a	1039891		18 x 65	WS1.5 CI	200	33.3	340
LWS250	1039892		21 x 62	WS1.5 CI	250	41.6	500
LWS350	1039893		24 x 72	WS1.5 CI	350	58.3	500
LWS500	1039894		30 x 72	WS2 CI	500	83.3	750
LWS700	1039895		36 x 72	WS2 CI	700	116	1000

Duplex Water Softeners c/w Clack CI Valve & Lanxess S1567 Resin

MODEL	STOCK CODE		VESSEL Inch	VALVE Type	RESIN L	CAPACITY *BETWEEN* @300ppm	BRINE TANK
LDWS20	1039896		10 x 24	WS1 CI	20	3.3	75
LDWS30	1039897		10 x 35	WS1 CI	30	5.0	75
LDWS40	1039898		10 x 44	WS1 CI	40	6.6	75
LDWS50	1039899		10 x 54	WS1 CI	50	8.3	100
LDWS60	1039900		12 x 52	WS1 CI	60	10.0	100
LDWS75	1039901		13 x 54	WS1 CI	75	12.5	140
LDWS100	1039902		14 x 65	WS1 CI	100	16.6	200
LDWS150	1039903		16 x 65	WS1 CI	150	25.0	200
LDWS200	1039904		18 x 65	WS1.25 CI	200	33.3	340
LDWS200a	1039905		18 x 65	WS1.5 CI	200	33.3	340
LDWS250	1039906		21 x 62	WS1.5 CI	250	41.6	500
LDWS350	1039907		24 x 72	WS1.5 CI	350	58.3	500
LDWS500	1039908		30 x 72	WS2 CI	500	83.3	750
LDWS700	1039909		36 x 72	WS2 CI	700	116	1000

All prices exclude VAT. E&OE.

Filter AG Plus Systems c/w Auto Backwashing Valve

MODEL	STOCK CODE		VESSEL Inch	VALVE Type	MEDIA Qty Per Bag	SERVICE FLOW m^3/hr	BACKWASH FLOW m^3/hr
F-AGP 0.75	1036102		10 x 44	WS1 TC	0.75	1.5	1.9
F-AGP 1	1036103		10 x 54	WS1 TC	1	1.5	1.9
F-AGP 2	1036104		13 x 54	WS1 TC	2	2.5	3.1
F-AGP 2.5	1036105		14 x 65	WS1 TC	2.5	3	3.6
F-AGP 4	1036207		16 x 65	WS1 TC	4	3.7	4.8
F-AGP 5	1036892		18 x 65	WS1.25 CI	5	4.8	6
F-AGP 6	1036896		21 x 62	WS1.5 CI	6	6.6	8.2
F-AGP 8	1036897		24 x 72	WS1.5 CI	8	8.6	11
F-AGP 11	1036898		30 x 72	WS2 CI	11	13	17
F-AGP 16	1036899		36 x 72	WS2 C	16	19	24

Filter AG Systems c/w Auto Backwashing Valve

MODEL	STOCK CODE		VESSEL Inch	VALVE Type	MEDIA Qty Per Bag	SERVICE FLOW m^3/hr	BACKWASH FLOW m^3/hr
F-AG 0.75	1015970		10 x 44	WS1 TC	0.75	0.6	1.1
F-AG 1	1013256		10 x 54	WS1 TC	1	0.6	1.1
F-AG 2	1013257		13 x 54	WS1 TC	2	1	2
F-AG 2.5	1015971		14 x 65	WS1 TC	2.5	1.2	2.3
F-AG 4	1015972		16 x 65	WS1 TC	4	1.6	3.4
F-AG 5	1036900		18 x 65	WS1.25 TC	5	2	3.9
F-AG 6	1036901		21 x 62	WS1.5 CI	6	2.7	5.7
F-AG 8	1036902		24 x 72	WS1.5 CI	8	3.6	6.8
F-AG 11	1036903		30 x 72	WS2 CI	11	5.6	11.4
F-AG 16	1036904		36 x 72	WS2 CI	16	8	17.1

Filter Sand c/w Auto Backwashing Valve

MODEL	STOCK CODE		VESSEL Inch	VALVE Type	MEDIA Qty Per Bag	SERVICE FLOW m^3/hr	BACKWASH FLOW m^3/hr
F-SA 2	1015963		10 x 44	WS1 TC	2	0.6	1.1
F-SA 2.5	1013258		10 x 54	WS1 TC	2.5	0.6	1.1
F-SA 3	1013259		13 x 54	WS1 TC	3	1	2
F-SA 5	1015964		14 x 65	WS1 TC	5	1.2	2.3
F-SA 7	1015965		16 x 65	WS1 TC	7	1.6	3.4
F-SA 9	1036908		18 x 65	WS1 TC	9	2	3.9

Simplex Ecomix A Systems c/w Clack CI Valve

MODEL	STOCK CODE		VESSEL Inch	VALVE Type	RESIN L	CAPACITY *BETWEEN* @300ppm	BRINE TANK
SE-A 25	1013243		10 x 44	WS1 CI	25	2.9	75
SE-A 37	1013245		10 x 54	WS1 CI	37	4.3	75
SE-A 62	1013247		13 x 54	WS1 CI	62	7.3	100
SE-A 75	1013249		14 x 65	WS1 CI	75	8.8	140
SE-A 100	1013251		16 x 65	WS1 CI	100	11.7	200
SE-A 125	1015727		18 x 65	WS1.25 CI	125	14.6	350
SE-A 175	1036883		21 x 62	WS1.5 CI	175	20	350
SE-A 237	1036885		24 x 72	WS1.5 CI	237	27	500
SE-A 362	1036886		30 x 72	WS2 CI	362	38	500
SE-A 525	1036887		36 x 72	WS2 CI	525	62	1000

Simplex Ecomix C Systems c/w Clack CI Valve

MODEL	STOCK CODE		VESSEL Inch	VALVE Type	RESIN L	CAPACITY *BETWEEN* @300ppm	BRINE TANK
SE-C 25	1013244		10 x 44	WS1 CI	25	2.7	75
SE-C 37	1013246		10 x 54	WS1 CI	37	4.0	75
SE-C 62	1013248		13 x 54	WS1 CI	62	6.7	100
SE-C 75	1013250		14 x 65	WS1 CI	75	8.1	140
SE-C 100	1013252		16 x 65	WS1 CI	100	10.8	200
SE-C 125	1015728		18 x 65	WS1.25 CI	125	13.5	350
SE-C 175	1036888		21 x 62	WS1.5 CI	175	19	350
SE-C 237	1036889		24 x 72	WS1.5 CI	237	26	500
SE-C 362	1036890		30 x 72	WS2 CI	362	35	500
SE-C 525	1036891		36 x 72	WS2 CI	525	56	1000

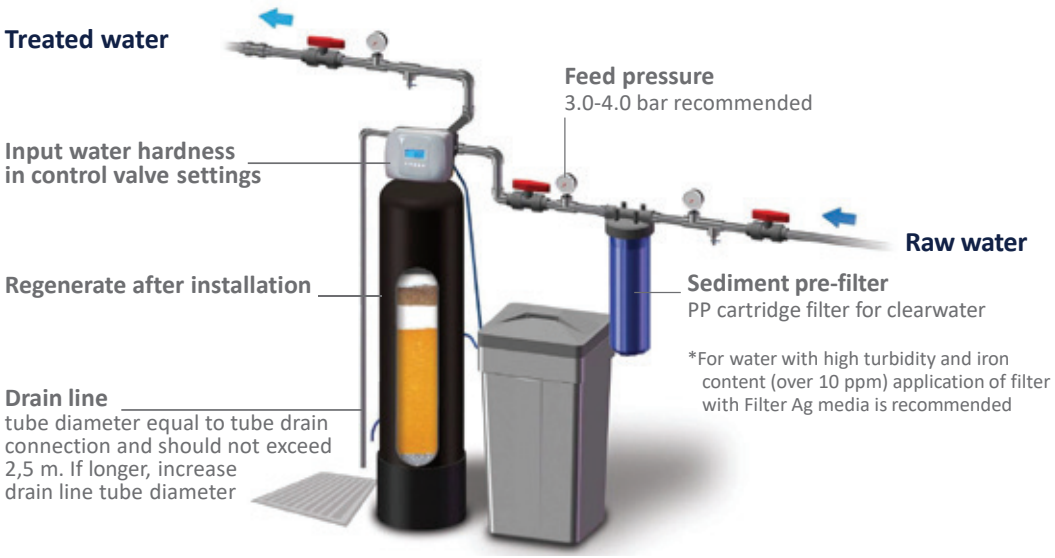

For the Ecomix calculator visit: https://ecosoft.com/ecomix

All prices exclude VAT. E&OE.

eps

Duplex Ecomix A Systems c/w Clack CI Valve

MODEL	STOCK CODE		VESSEL Inch	VALVE Type	RESIN L	CAPACITY *BETWEEN* @300ppm	BRINE TANK
DE-A 25	1016142		10 x 44	WS1 CI	25	2.9	75
DE-A 37	1016143		10 x 54	WS1 CI	37	4.3	75
DE-A 62	1016144		13 x 54	WS1 CI	62	7.3	100
DE-A 75	1016145		14 x 65	WS1 CI	75	8.8	140
DE-A 100	1016146		16 x 65	WS1 CI	100	11.7	200
DE-A 125	1016147		18 x 65	WS1.25 CI	125	14.6	350

Duplex Ecomix C Systems c/w Clack CI Valve

MODEL	STOCK CODE		VESSEL Inch	VALVE Type	RESIN L	CAPACITY *BETWEEN* @300ppm	BRINE TANK
DE-C 25	1016148		10 x 44	WS1 CI	25	2.7	75
DE-C 37	1016149		10 x 54	WS1 CI	37	4.0	75
DE-C 62	1016150		13 x 54	WS1 CI	62	6.7	100
DE-C 75	1016151		14 x 65	WS1 CI	75	8.1	140
DE-C 100	1016152		16 x 65	WS1 CI	100	10.8	200
DE-C 125	1016153		18 x 65	WS1.25 CI	125	13.5	350

For the Ecomix calculator visit: https://ecosoft.com/ecomix

pH Correction - Auto Backwashing Valve (Corosex/ Juraperle Mix)

MODEL	STOCK CODE		VESSEL Inch	VALVE Type	MEDIA Qty Per Bag	SERVICE FLOW m^3/hr	BACKWASH FLOW m^3/hr
PH-Mix 1.3	1013262		10 x 44	WS1 TC	1.3*	0.6	1.0
PH-Mix 1.5	1013263		10 x 54	WS1 TC	1.5*	0.7	1.1
PH-Mix 2.5	1013264		13 x 54	WS1 TC	2.5*	1.3	2.0
PH-Mix 3.0	1015975		14 x 65	WS1 TC	3.0*	1.5	2.3
PH-Mix 3.5	1015976		16 x 65	WS1 TC	3.5*	1.9	3.4
PH-Mix 5.0	1036905		18 x 65	WS1 TC	5.0*	2.4	3.9

* **Note:** Mix is based on a 50/50 split (guidelines only).

pH Correction - Auto Backwashing Valve (Juraperle Only)

MODEL	STOCK CODE		VESSEL Inch	VALVE Type	MEDIA Qty Per Bag	SERVICE FLOW m^3/hr	BACKWASH FLOW m^3/hr
PH-1.3	1036208		10 x 44	WS1 TC	1.3	0.6	1.0
PH-1.5	1036210		10 x 54	WS1 TC	1.5	0.7	1.1
PH-2.5	1036906		13 x 54	WS1 TC	2.5	1.3	2.0

pH Correction - Manual Backwash Head (Juraperle Only)

MODEL	STOCK CODE		VESSEL Inch	PORT SIZES Inch	MEDIA Qty Per Bag	SERVICE FLOW m^3/hr
PH-MB 0.6	1016014		8 x 35	1" BSPF	0.6	0.4
PH-MB 1.0	1016015		10 x 35	1" BSPF	1.0	0.6
PH-MB 1.5	1016016		10 x 44	1" BSPF	1.5	0.7
PH-MB 2.0	1016017		10 x 54	1" BSPF	2.0	0.8

pH Correction - Two Port Head (Juraperle Only)

MODEL	STOCK CODE		DIMENSIONS Inch	PORT SIZES Inch	MEDIA Qty Per Bag	SERVICE FLOW m^3/hr
PH-TP 0.75	1010012		8 x 35	3/4" BSPM	0.75	0.4
PH-TP 1.0	1010013		10 x 35	3/4" BSPM	1.0	0.6
PH-TP 1.25	1010014		10 x 44	3/4" BSPM	1.25	0.7
PH-TP 1.5	1010015		10 x 54	3/4" BSPM	1.5	0.8

All prices exclude VAT. E&OE.

Activated Carbon Filters - Auto Backwashing Valve

MODEL	STOCK CODE		VESSEL Inch	VALVE Type	MEDIA Qty Per Bag	SERVICE FLOW m^3/hr	BACKWASH FLOW m^3/hr
ACF-AB 1.0	1019417		10 x 44	WS1 TC	1.0	0.6	1.1
ACF-AB 1.25	1013265		10 x 54	WS1 TC	1.25	0.7	1.2
ACF-AB 1.75	1013266		13 x 54	WS1 TC	1.75	1.0	2.0
ACF-AB 2.0	1016020		14 x 65	WS1 TC	2.0	1.2	2.3
ACF-AB 2.5	1016021		16 x 65	WS1 TC	2.5	1.6	3.4
ACF-AB 3.5	1036907		18 x 65	WS1 TC	3.5	2.0	3.9

Activated Carbon Filters - Manual Backwashing Head

MODEL	STOCK CODE		VESSEL Inch	PORT SIZES Inch	MEDIA Qty Per Bag	SERVICE FLOW m^3/hr
ACF-MB 0.5	1016023		8 x 35	1" BSPF	0.5	0.4
ACF-MB 0.75	1016024		10 x 35	1" BSPF	0.75	0.5
ACF-MB 1.0	1016025		10 x 44	1" BSPF	1.0	0.6
ACF-MB 1.25	1016026		10 x 54	1" BSPF	1.25	0.8

Activated Carbon Filters - Two Port Head

MODEL	STOCK CODE		VESSEL Inch	PORT SIZES Inch	MEDIA Qty Per Bag	SERVICE FLOW m^3/hr
ACF-TP 0.2	1032929		7 x 17	3/4" BSPM	0.2	0.3
ACF-TP 0.5	1016022		8 x 35	3/4" BSPM	0.5	0.4
ACF-TP 0.75	1010008		10 x 35	3/4" BSPM	0.75	0.5
ACF-TP 1.0	1010009		10 x 44	3/4" BSPM	1.0	0.6
ACF-TP 1.25	1010010		10 x 54	3/4" BSPM	1.25	0.8
ACF-TP 1.75	1010011		13 x 54	3/4" BSPM	1.75	1.0

Katalox Light Filters - Auto Backwashing Valve

MODEL	STOCK CODE		VESSEL Inch	VALVE Type	MEDIA Qty Per Bag	SERVICE FLOW m^3/hr	BACKWASH FLOW m^3/hr
KLF 1	1017864		10 x 44	WS1 TC	1	0.5	1.4
KLF 1.5	1017855		10 x 54	WS1 TC	1.5	0.8	2.0
KLF 2	1017865		13 x 54	WS1 TC	2	1.0	2.4
KLF 3	1017866		14 x 65	WS1 TC	3	1.5	3.6
KLF 4	1036909		16 x 65	WS1 TC	4	2.0	4.0
KLF 5	1036910		18 x 65	WS1 TC	5	2.5	4.6

Pyrolox Filters - Auto Backwashing Valve

MODEL	STOCK CODE		VESSEL Inch	VALVE Type	MEDIA Qty Per Bag	SERVICE FLOW m^3/hr	BACKWASH FLOW m^3/hr
PF 0.5	1015788		10 x 35	WS1 TC	0.5	1.0	1.5
PF 0.75	1015789		10 x 44	WS1 TC	0.75	1.5	2.0
PF 1.0	1015790		10 x 54	WS1 TC	1.0	1.7	2.3
PF 2.5	1015791		13 x 54	WS1 TC	2.5	2.5	3.0
PF 3.0	1016533		14 x 65	WS1 TC	3.0	3.0	3.3
PF 4.0	1016534		16 x 65	WS1 TC	4.0	3.7	4.6
PF 5.0	1039918		18 x 65	WS1 TC	5.0	4.5	5.7

Contact Assembly

MODEL	STOCK CODE		VESSEL Inch	CAPACITY L
CA 48	1039919		10 x 44	48
CA 100	1039920		13 x 54	100
CA 150	1039921		14 x 65	150
CA 170	1039922		16 x 65	170
CA 250	1039923		18 x 65	250

All prices exclude VAT. E&OE.

Nitrate Removal Filters - Auto Backwashing Valve

MODEL	STOCK CODE		VESSEL Inch	VALVE Type	MEDIA L	SERVICE FLOW m³/hr	BACKWASH FLOW m³/hr
NRF 20	1013260		10 x 22	WS1 CI	20	1.0	1.0
NRF 30	1016126		10 x 35	WS1 CI	30	1.3	1.0
NRF 50	1013261		10 x 54	WS1 CI	50	2.0	1.0
NRF 75	1039924		13 x 65	WS1 CI	75	3.0	1.7
NRF 100	1039925		14 x 65	WS1 CI	100	4.2	2.0

Arsenic Removal Filters - Auto Backwashing Valve

MODEL	STOCK CODE		VESSEL Inch	VALVE Type	MEDIA Qty Per Bag	SERVICE FLOW m³/hr
ARF 1.0	1016535		10 x 44	WS1 TC	1.0	0.8
ARF 1.5	1036911		10 x 54	WS1 TC	1.5	1.0
ARF 2.0	1016536		13 x 54	WS1 TC	2.0	1.3
ARF 3.0	1039926		14 x 65	WS1 TC	3.0	1.5
ARF 4.0	1039927		16 x 65	WS1 TC	4.0	2.0

Hydrogen Sulphide Filters

MODEL	STOCK CODE		VESSEL Inch	VALVE Type
HSF 1354	1018386		13 x 54	WS1 CI
HSF 1465	1018387		14 x 65	WS1 CI
HSF 300	1010252		300 litre aeration system	-

Anti Condensation Jackets

MODEL	STOCK CODE		VESSEL Inch
ACJ 1035	1039931		1035
ACJ 1054	1039932		1054
ACJ 1252	1039933		1252
ACJ 1354	1039934		1354
ACJ 1465	1039935		1465
ACJ 1665	1039936		1665

Clack Control Valves - Meter Controlled 5 Button Valve

MODEL	STOCK CODE		SIZE Inch
WS1 - CI	1012560		1
WS1- CE	1020430		1
WS1.25 - CI	1014749		1¼
WS1.5 - CI	1015578		1½
WS2 - CI	1028323		2
WS2 - CE	1081217		2
WS1 - CI (twin alternating)	1028721		1

Clack Control Valves - Time Controlled 5 Button Valve

MODEL	STOCK CODE		SIZE Ft
WS1.5 - CI	1061725		1½
WS2 - CI	1037583		2
WS2 - CE	1080848		2

Clack Control Valves - Time Controlled 3 Button Valve

MODEL	STOCK CODE		SIZE Inch
WS1 - TC	1012559		1
WS1.25 - TC	1014750		1¼

Clack System Controller

MODEL	STOCK CODE		SIZE Ft
Clack system controller	1030358		-
Power cord	1030359		15
Comm cable	1037832		12

Clack Control Valves - In-Out Kit

MODEL	STOCK CODE		SIZE Inch
WS1 in-out kit 0.75	1012563		¾
WS1 in-out kit 1.0	1012564		1
WS1 in-out kit 1.25	1017095		1¼

All prices exclude VAT. E&OE.



Clack Control Valves - Parts

MODEL	STOCK CODE	
WS1-TC Board	1013660	
WS1-CI Board	1013661	
Transformer 12V	1012561	
Spanner	1012567	
Aux microswitch	1013651	
Spacer stack assembly	1013652	
Elbow locking clip	1013654	
Drive cap	1013655	
Motor assembly	1013657	
Refill plug	1013656	
WS1 meter assembly	1033021	
WS1 main piston – DN	1013658	
WS1 regen piston	1013659	
Nut 3/4" drain elbow	1036537	
Poly insert	1036538	
PVC tubing per metre	1036539	
2 pin DP cable	1020571	

Clack Control Bypass

MODEL	STOCK CODE		SIZE Inch
WS1 bypass	1012558		1
By-Pass vertical adaptors	1014683		1

Clack Motor Alternating Valves

MODEL	STOCK CODE		SIZE Inch
MAV-WS1 MxM	1014682		1
MAV-WS1 FxF	1017092		1
MAV WS1.5 FxF	1028326		1½
MAV WS2 FxF	1028325		2

Clack No Hard Water Bypass

MODEL	STOCK CODE		SIZE Inch
NHW-BP 1/1.25	1013653		1
NHW-BP 1.5	1030356		1½
NHW-BP 2	1030357		2



Clack Control Valves - Parts

MODEL	STOCK CODE		FLOW gpm
DLFC 1.7	1012962		1.7
DLFC 2.2	1035825		2.2
DLFC 2.7	1012565		2.7
DLFC 3.2	1012963		3.2
DLFC 4.2	1012964		4.2
DLFC 5.3	1012566		5.3
DLFC 6.5	1012965		6.5
DLFC 7.5	1012966		7.5
DLFC 9.0	1012967		9.0
DLFC 11	1014752		11
DLFC 13	1013662		13
DLFC 15	1013663		15
DLFC 17	1014754		17
DLFC 20	1013664		20
DLFC 25	1029394		25

Clack DLFC Housings

MODEL	STOCK CODE		FLOW Inch
DLFC Housing	1029396		1.5
1.25" External DLFC Housing	1035825		1.5
1.5" External DLFC Housing	1033730		2
2.0" External DLFC Housing	1080512		3.2

Tank Accessories

MODEL	STOCK CODE	
Tank reducer 4 - 2½"	1010088	
Tank stop 4"	1016050	

All prices exclude VAT. E&OE.

Clack Injectors

MODEL	STOCK CODE		VESSEL Inch	COLOUR
WS1-INJ 8	1012968		8	Violet
WS1-INJ 10	1013665		10	White
WS1-INJ 12	1036868		12	Blue
WS1-INJ 13	1012969		13	Yellow
WS1-INJ 14	1012970		14	Green
WS1-INJ 16	1012971		16	Orange
WS1-INJ 18	1016723		18	Light Blue
WS1-INJ 21	1016724		21	Light Green

In/Out Heads

MODEL	STOCK CODE	
Canature in-out head	1029405	
Clack in-out head	1028322	
Two port head ¾"	1009912	
Two port head 1"	1009911	
Three port head 1" – manual backwashing	1015145	

Lower Screens

MODEL	STOCK CODE	
Lower screen 13/16"	1009919	
Lower screen 1.05" – 32 L/pm	1009920	
Lower screen 1.05" – 50 L/pm	1016790	
Lower screen 32mm	1020976	
Lower screen 50mm	1020977	

Upper Screens

MODEL	STOCK CODE	
Upper screen 13/16"	1009921	
Upper screen 1.05"	1012562	
Upper screen 32mm	1014751	
Upper screen 50mm	1020049	

Riser Tubes

MODEL	STOCK CODE	
Riser tube 13/16 x 54"	1009915	
Riser tube 1.05" x 54"	1009917	
Riser tube 1.05 x 65" - 50 L/pm	1039721	
Riser tube 1.05" per metre	1009916	
Riser tube 32mm	1030327	
Riser tube 50mm	1030329	

Brine / J Tubes

MODEL	STOCK CODE	PRICE €
J-tube/air check 28" - Canature	1012576	6.90
J-tube/air check 36.5" - Clack	1030785	6.90
Brine valve high flow - ½"	1014300	103.00
Brine hose ⅜" per metre	1012972	1.00
Brine hose ½" per metre	1029395	2.30
Overflow elbow with nut ⅜"	1016052	6.70
Overflow elbow with nut ½"	1009975	6.70

Brine Wells

MODEL	STOCK CODE		DIMENSIONS mm	
85/140L Brine Well	1012980		662	100
200L Brine Well	1012981		750	100
350/500L Brine Well	1010081		1050	160

Backwash Elbows

MODEL	STOCK CODE	
Backwash elbow ½" BSPM x 12.7mm hose	1009996	
Backwash elbow ¾"BSPF x 12.7mm hose	1009997	
Backwash PVC elbow ¾" x 13mm hose	1033779	

All prices exclude VAT. E&OE.

eps

Vessels with base

MODEL	STOCK CODE		TANK CONNECTION	VESSEL Inch
VS-817	1010061		2.5"	8 x 17
VS-835	1010063		2.5"	8 x 35
VS-1024	1010062		2.5"	10 x 24
VS-1035	1010065		2.5"	10 x 35
VS-1044	1010067		2.5"	10 x 44
VS-1054	1010068		2.5"	10 x 54
VS-1252	1010071		2.5"	12 x 52
VS-1354	1010072		2.5"	13 x 54
VS-1465	1010076		2.5"	14 x 65
VS-1665	1010077		2.5"	16 x 65
VS-1865	1010087		4"	18 x 65
VS-2162	1016029		4"	21 x 62
VS-2472	1016030		4"	24 x 72
VS-3072	1016037		4" + 4"	30 x 72
VS-3672	1016038		4" + 4"	36 x 72

Specification:

- Operation Pressure: 150psi
- Max Vacuum: 140Hg

Operating Temperature: 1-50°C
Mini exposed Temperature: -30°C

Tri-Flow Taps

MODEL	STOCK CODE		PART	MATERIAL
Tri-Flow Tap - Forum - 1	1009692		YZ-1552	Chrome Plated
Tri Filter Tap - Fabia - 2	1092290		YZ-1715	Chrome Plated
Tri-Flow Tap - Swan - 3	1092292		YZ-1713	Chrome Plated
Tri Flow Tap - Milan - 4	1092293		YZ-1805	Chrome Plated

Cold/hot water connection ⅜"
Filter water 6mm push fit

Domestic Brine Tanks (Assembled)

MODEL	STOCK CODE		CAPACITY L	DIMENSIONS mm H	W
BTA-25	1100974		25	440	285
BTA-75	1010085		75	880	332
BTA-100	1010086		100	880	332
BTA-EPS 85	1100973		85	800	480

Supplied complete with brine well, J-tube, overflow + brine hose

Domestic Brine Tanks - Tank Only (Unassembled)

MODEL	STOCK CODE		CAPACITY L	DIMENSIONS mm H	W
BT-25	1010084		25	440	285
BT-75	1061015		75	880	332
BT-100	1061780		100	880	332
BT-EPS 85	1100972		85	800	480

Please note, price is for tank only

Commercial Brine Tanks (Assembled)

MODEL	STOCK CODE		CAPACITY L	DIMENSIONS mm H	W
BTA-EPS 140*	1012984		140	755	570
BTA- EPS 200*	1013302		200	910	625
BTA-EPS 350*	1013303		350	1130	760
BT-500**	1081380		500	1180	900
Duplex EPS 350L	1193147		350	1130	760
Duplex EPS 500L	1193146		500	1180	900

*⅜" Air Check **½" Air Check - Other variations available on request

Commercial Brine Tanks - Tank Only (Unassembled)

MODEL	STOCK CODE		CAPACITY L	DIMENSIONS mm H	W
BT-EPS 140	1012982		140	755	570
BT-EPS 200	1012983		200	910	625
BT-EPS 350	1010083		350	1130	760
BT-500	1016051		500	1180	900

Please note, price is for tank only

All prices exclude VAT. E&OE.

Ion-Exchange Media

MODEL	STOCK CODE		PURPOSE
Indion NaF 225	1021305		Softening Resin
Lanxess S1567	1028173		Softening Resin
Pure Resin PA202	1012988		Nitrate Selective
Purolite A520E	1010109		Nitrate Selective
Purolite A500P	1010111		Tannin Resin
Purolite A860	1010108		Tannin Resin
Lanxess NM60	1033155		Mixed Bed Resin/DI
Purolite MB400	1010110		Mixed Bed Resin/DI
CR100	1010090		Iron / Manganese Reduction
CR200	1010091		Iron / Manganese Reduction
Ecomix A	1010102		Iron / Manganese Reduction
Ecomix C	1010103		Iron / Manganese Reduction
Ecomix P	1081679		Iron / Manganese Reduction

Filter Media

MODEL	STOCK CODE		PURPOSE
Filter AG	1012577		Filration
Filter AG Plus / Turbidex	1020417		Filration
Activated Carbon	1010089		Dechlorination
Centaur Catalytic Carbon	1016053		H2S Reduction
Juraperle	1010093		pH Correction
Corosex	1010097		pH Correction
Pyrolox	1010112		Iron / Manganese Reduction
Katalox Light	1016791		Iron / Manganese Reduction
Manganese Greensand Plus	1010092		Iron / Manganese Reduction
Aqua AS	1010104		Arsenic Reduction
Filter Sand 0.4-0.8mm	1010094		Filtration
Filter Sand 0.8-1.25mm	1010095		Filtration
Filter Gravel 3.15-5.6mm	1010096		Filtration

Water Softener Salt

MODEL	STOCK CODE		PURPOSE
Ecosil High Purity Salt*	1010098		Salt for Ion-Exchange Resin

*Special rate for pallet orders

5 STAGE NON-PUMPED

Key Features:

- 5 stages of water purification
- 7.9L/2.1gal of drinking water per hour
- Ecosoft membrane element
- Tasty water thanks to coconut shell carbon filter
- Filter housing made of food grade plastic manufactured in the EU

Domestic RO Drinking Water Filters - ECO - Non-Pumped

MODEL	STOCK CODE		MORE INFO H x W x D mm / Product Code
5-Stage non-pumped RO unit 50GPD	1009665		420 x 410 x 150/ MO550ECOSTD
Pack of 3 replacement filters 1-2-3	1012401		CPV3ECOSTD - (1 required)
Pack of 2 replacement filters 4-5	1012400		CSVR050ECOST - (1 required)
INDIVIDUAL REPLACEMENT CARTRIDGES AS PART OF 3 PACK			
1 mic PP melt blown sediment filter	1009669		CPV25101ECO - (1 required)
5 mic PP melt blown sediment filter	1009670		CPV25105ECO - (1 required)
Granular activated carbon replacement filter	1009826		CHV2510ECO - (1 required)
INDIVIDUAL REPLACEMENT CARTRIDGES AS PART OF 2 PACK			
50 GPD membrane element	1009675		CSV181250ECO - (1 required)
Inline post carbon push fitting filter	1036874		CHV2010ECO - (1 required)
OPTIONAL CARBON BLOCK			
CTO coconut shell carbon block filter (optional)	1009672		CHVCB2510ECO - (1 required)

- Replacement recommended once every 3 months
- Recommended to replace the membrane once in 12 months

5 STAGE PUMPED

Key Features:

- Designed for low pressure water systems
- 5 stages of water purification
- 7.9L/2.1gal of drinking water per hour
- Ecosoft membrane element
- Filter housing made of food grade plastic manufactured in the EU

Domestic RO Drinking Water Filters - ECO - Pumped

MODEL	STOCK CODE		MORE INFO H x W x D mm / Product Code
5-Stage pumped RO unit 50GPD	1009664		455x 410 x 195/ MO550PECOUK
Pack of 3 replacement filters 1-2-3	1012401		CPV3ECOSTD - (1 required)
Pack of 2 replacement filters 4-5	1012400		CSVR050ECOST - (1 required)
INDIVIDUAL REPLACEMENT CARTRIDGES AS PART OF 3 PACK			
1 mic PP melt blown sediment filter	1009669		CPV25101ECO - (1 required)
5 mic PP melt blown sediment filter	1009670		CPV25105ECO - (1 required)
Granular activated carbon replacement filter	1009826		CHV2510ECO - (1 required)
INDIVIDUAL REPLACEMENT CARTRIDGES AS PART OF 2 PACK			
50 GPD membrane element	1009675		CSV181250ECO - (1 required)
Inline post carbon push fitting filter	1036874		CHV2010ECO - (1 required)
OPTIONAL CARBON BLOCK			
CTO coconut shell carbon block filter (optional)	1009672		CHVCB2510ECO - (1 required)

- Replacement recommended once every 3 months
- Recommended to replace the membrane once in 12 months

All prices exclude VAT. E&OE.

P'URE BALANCE

Key Features:

- AquaSpring technology makes water fresh, tasty & healthy
- AquaGreen technology is economical & environmentally friendly
- Optimal & constant amount of minerals -60-80mg/L
- Simple horizontal or vertical installation

Domestic RO Drinking Water Filters - PURE Balance

MODEL	STOCK CODE		MORE INFO H x W x D mm / Product Code
Balance RO filter unit 75GPD	1081714		310 x 440 x 195/MO675MPURE-
Pump to create pumped system	1035996		350 x 180 x 120
Pack of 5 replacement P'URE filters	1099807		CHVPUREBAL - (1 required)
75 GPD membrane	1037882		CSV181275ECO - (1 required)

- Filter replacement recommended once every 6 months
- Recommended to replace the membrane once in 12 months

- Recovery rate 50% — AquaGreen technology
- The optimal and constant amount of natural calcium and magnesium minerals in water is 60-80 mg/L

P'URE AQUA CALCIUM

Key Features:

- Calcium enriched water using AquaCalcium filter
- Replicates natural conditions of water percolation
- Content of minerals in purified water - 55-65mg/L
- Good for teenagers & older people
- Manufacturer's assurance re. factory testing

Domestic RO Drinking Water Filters - P'URE Aqua Calcium

MODEL	STOCK CODE		DIMENSIONS H x W x D mm / Product Code
6-Stage non-pumped RO 75GPD w/AquaCalcium	1035995		310 x 440 x 195/ MO675MACPUREECO
Pump to create pumped system	1035996		350 x 180 x 120
5 pack P'URE AquaCalcium replacements 1-2-3-4-5	1194647		CHV5PUREMAC - (1 required)
75 GPD membrane	1037882		CSV181275ECO - (1 required)
INDIVIDUAL REPLACEMENT CARTRIDGES AS PART OF 5 PACK			
Advanced 3 pack of replacement filters 1-2-3	1075101		CHV3ECO - (1 required)
Single AquaCalcium replacement filter	1070849		PD2010MACPURE - (1 required)
Granular activated carbon replacement filter	1009826		CHV2510ECO - (1 required)
CTO coconut shell carbon block filter	1009672		CHVCB2510ECO - (1 required)
5 mic PP melt blown sediment filter	1009670		CPV25105ECO - (1 required)
Aquagreen filter	-		Only available as part of 5 pack

- 3 pack filter replacement recommended once every 3 months
- 5 pack filter replacement recommended once every 6 months
- Recommended to replace the membrane once in 12 months

- Filter with AquaGreen technology protects membrane element
- Alkafuse filter increases the pH of the purified water
- Mineralizer filter enriches pure water with calcium

P'URE ALKAFUSE

Key Features:

- pH value of filtered water is higher than 8.5
- Recovery rate 50% — AquaGreen technology
- conserves up to 20,000 litres of water per year
- Possibility of horizontal and vertical installation

Domestic Reverse Osmosis Drinking Water Filters - PURE Alkafuse

MODEL	STOCK CODE		MORE INFO H x W x D mm / Product Code
Balance RO filter unit 75GPD	1081714		310 x 440 x 195/ MO675ALCPUREECO
Pump to create pumped system	1035996		350 x 180 x 120
Pack of 5 replacement P'URE Alkafuse filters	1194648		CHV5PUREALC
75 GPD membrane	1037882		CSV181275ECO
INDIVIDUAL REPLACEMENT CARTRIDGES AS PART OF 5 PACK			
5 mic PP melt blown sediment filter	1009670		CPV25105ECO - (1 required)
Granular activated carbon replacement filter	1009826		CHV2510ECO - (1 required)
Alkafuse	1194649		PD2010ALCECO
Mineralizer filter	1194650		PD2010ECO
Aquagreen filter	-		Only available as part of 5 pack

- Filter replacement recommended once every 6 months
- Recommended to replace the membrane once in 12 months

- Recovery rate 50% — AquaGreen technology
- pH value of filtered water is higher than 8.5

6 STAGE P'URE PUMPED

Key Features:

- 6 stages of water purification
- 7.9L/2.1gal of drinking water per hour
- Ecosoft membrane element
- Tasty water thanks to coconut shell carbon filter
- Filter housing made of food grade plastic manufactured in the EU

Domestic RO Drinking Water Filters - PURE Pumped

MODEL	STOCK CODE		MORE INFO H x W x D mm / Product Code
6-Stage PURE pumped unit	1100761		485 x 410 x 195/ MO675MBALPSECO
Pack of 5 replacement P'URE filters	1099807		CHVPUREBAL
75 GPD membrane	1037882		CSV181275ECO
INDIVIDUAL REPLACEMENT CARTRIDGES AS PART OF 5 PACK			
5 mic PP melt blown sediment filter	1009670		CPV25105ECO - (1 required)
Granular activated carbon replacement filter	1009826		CHV2510ECO - (1 required)
Inline carbon	1036874		CHV2010CECO
Aquagreen filter	-		Only available as part of 5 pack
Aquaspring	-		Only available as part of 5 pack

- Filter replacement recommended once every 6 months
- Recommended to replace the membrane once in 12 months

- Recovery rate 50% — AquaGreen technology
- pH value of filtered water is 7-8.5

All prices exclude VAT. E&OE.

ROBUST 1000

Key Features:

- Consistent high capacity, compact design
- High quality activated carbon filters
- Built-in pressure gauges indicating pre-filters & membrane conditions
- Dry-run protection, CE marked & conforms to EU Directives

RObust 1000

MODEL	STOCK CODE		MORE INFO H x W x D mm / Product Code
RObust 1000 - RO filter unit	1017759		420x425x265
Advanced pack of 3 replacement filters 1-2-3	1075101		CHV3ECO - (1 required)
100 GPD membrane element	1030990		CSV1812100ECO - (3 required)
INDIVIDUAL REPLACEMENT CARTRIDGES AS PART OF 3 PACK			
5 mic PP melt blown sediment filter	1009670		CPV25105ECO - (1 required)
Granular activated carbon replacement filter	1009826		CHV2510ECO - (1 required)
CTO coconut shell carbon block filter	1009672		CHVCB2510ECO - (1 required)

- Replacement recommended once every 8000L but at least once every 3 months.
- Filter cartridges should be replaced every 8,000 litres.
- 3 membrane element should be replaced once every 24,000 litres.

- 5 micron sediment filter — reduces content of sand, silt, scale and other insoluble compounds exceeding the size of 5 microns
- Granular activated carbon (GAC) filter — reduces content of chlorine, chlorination byproducts, natural organic matter and petrochemicals
- CTO coconut shell carbon filter — reduces content of chlorination byproducts and sediments

ROBUST 1500

Key Features:

- Consistent high capacity, compact design
- Designed for tankless operation
- High quality activated carbon filters
- SmartLight system signalling state of RO filter, time to replace filters or faults
- Dry-run protection

RObust 1500

MODEL	STOCK CODE		MORE INFO H x W x D mm / Product Code
RObust 1500 - RO filter unit	1039937		420x410x305
Advanced pack of 3 replacement filters 1-2-3	1075101		CHV3ECO - (1 required)
500 GPD membrane element	1034658		CSV3012500ECO - (1 required)
INDIVIDUAL REPLACEMENT CARTRIDGES AS PART OF 3 PACK			
5 mic PP melt blown sediment filter	1009670		CPV25105ECO - (1 required)
Granular activated carbon replacement filter	1009826		CHV2510ECO - (1 required)
CTO coconut shell carbon block filter	1009672		CHVCB2510ECO - (1 required)

- Replacement recommended once every 8000L but at least once every 3 months
- 3 membrane element should be replaced once every 40,000 litres
- Filter cartridges should be replaced every 8,000 litres

- 5 micron sediment filter — reduces content of sand, silt, scale and other insoluble compounds exceeding the size of 5 microns
- Granular activated carbon (GAC) filter — reduces content of chlorine, chlorination byproducts, natural organic matter and petrochemicals
- CTO coconut shell carbon filter — reduces content of chlorination byproducts and sediments

ROBUST 3000

Key Features:

- Consistent high capacity, compact design
- High quality activated carbon filters
- Provides stable content of minerals in purified water
- High pressure pump
- Designed for tankless operation
- Built-in pressure gauges

RObust 3000

MODEL	STOCK CODE		MORE INFO H x W x D mm / Product Code
RObust 3000 - RO filter unit	1034657		480x530x400
Granular activated carbon replacement filter	1009788		CHV4510ECO - (2 required)
500 GPD membrane element	1034658		CSV3012500ECO - (2 required)

- Replacement of 2 cartridges recommended once every 15000L but at least once every 3 months.
- 2 membrane element should be replaced once every 40,000 litres.

- Granular activated carbon (GAC) filter — reduces content of chlorine, chlorination byproducts, natural organic matter and petrochemicals

ROBUST PRO

Key Features:

- Perfect water for coffee
- Scale prevention on heating elements
- Designed for tankless operation, compact design
- Balanced mineral composition of water
- Built-in pressure gauges indicating pre-filters & membrane conditions

ROBust PRO

MODEL	STOCK CODE		DIMENSIONS H x W x D mm / Product Code
RObust PRO - RO filter unit	1035921		420x410x305
Pack of 4 replacement filters 1-2-3-4	-		CHVROBUSTPRO - (1 required)
500 GPD membrane element	1034658		CSV3012500ECO - (1 required)
INDIVIDUAL REPLACEMENT CARTRIDGES AS PART OF 4 PACK			
5 mic PP melt blown sediment filter	1009670		CPV25105ECO - (1 required)
CTO coconut shell carbon block filter	1009672		CHVCB2510ECO - (1 required)
PRO specialist	1194651		PD2510ECOPRO - (1 required)
Granular activated carbon replacement filter	1009826		CHV2510ECO - (1 required)

- Replacement cartridges recommended once every 5000L but at least once every 3 months.
- It's recommended to replace the membrane once every 40,000 litres.

- 5 micron sediment filter — reduces content of sand, silt, scale and other insoluble compounds exceeding the size of 5 microns
- Granular activated carbon (GAC) filter — reduces content of chlorine, chlorination byproducts, natural organic matter and petrochemicals
- CTO coconut shell carbon filter — reduces content of chlorination byproducts and sediments
- Special cartridge RObust PRO - allows you to obtain water with minerals magnesium and calcium, which enhance the extraction of flavoring and aromatic components of coffee. As a result, the water quality meets the SCA (Specialty Coffee Association) guidelines.

All prices exclude VAT. E&OE.

Commercial Reverse Osmosis

Key Components:

- DOW Filmtec™ XLE-4040 membrane
- Polypropylene sediment filter, 5-micron, 4.5" x10"
- Ecosoft controller
- Conductivity sensor
- Praher and John Guest fittings/pipes
- Float switch, feed water and permeate pressure switches

Key Features:

- Reliable performance due to high quality of engineering
- Easy-to-use thanks to smart architecture
- Original design
- CE marked
- In accordance with EC New Approach Directives

MO36000

Application:

- Private houses
- Restaurants
- Laboratories
- Greenhouses
- Steam generators
- Car washes
- Breweries
- Bakeries
- Pig farms
- Stud farms
- Beverage production plants
- Publishing houses
- Window manufacturing
- Chemical producers

Online Device Monitoring Now Available

- Technical status
- Remote monitoring
- Remote trouble-shooting
- Alarm notification
- Service notification
- Volume & quality recoding

Commercial Reverse Osmosis Systems

MODEL	STOCK CODE		FLOW RATE L/Hr	MEMBRANES	PUMP Horizontal multi-stage	DIMENSIONS HxWxD mm
MO6500	1020491		280	1/40 x 40	0.67 kW/ 230 V	1450 x 550 x 400
MO12000	1035997		450	2/40 x 40	0.67 kW/ 230 V	1450 x 550 x 400
MO24000	1035998		1000	4/40 x 40	1.9 kW/ 230 V	1500 x 700 x 600
MO36000	1039938		1500	6/40 x 40	1.9 kW/ 230 V	1500 x 900 x 600

Please note membrane not included

Industrial Reverse Osmosis

Key Components:

- DOW Filmtec™ XLE-4040 membrane
- Polypropylene sediment filter, 5-micron, 4.5" x10"
- Ecosoft controller
- Conductivity sensor
- Praher and John Guest fittings/pipes
- Float switch, feed water and permeate pressure switches

Key Features:

- Reliable performance due to high quality of engineering
- Easy-to-use thanks to smart architecture
- Original design
- CE marked
- In accordance with EC New Approach Directives
- Manufactured in accordance with ISO 9001: 2008



MO - 6

Industrial Reverse Osmosis System

MODEL	STOCK CODE		FLOW CAPACITY m3/h (GPH)	MEMBRANES	PUMP V
MO–1	1039939		1-1.2 (265–317)	1/80 x 40	Vertical multi-stage, 400
MO–2	1039940		2-3 (529–793)	2/80 x 40	
MO–3	1039941		3-4 (793–1 057)	3/80 x 40	
MO–4	1039945		4-5 (1 057–1 321)	4/80 x 40	
MO–6	1039946		6-7 (1 585–1 850)	6/80 x 40	
MO–9	1039947		9-11 (2 378–2 906)	9/80 x 40	
MO–12	1039948		12-14 (3 170–3 699)	12/80 x 40	
MO–16	1039949		16-19 (4 227–5 020)	16/80 x 40	
MO–20	1039950		20-22 (5 284–5 812)	20/80 x 40 65	
MO–24	1039951		24-26 (6 341–6 869)	24/80 x 40	
MO–30	1039952		30-32 (7 926–8 454)	30/80 x 40	
MO–40	1039953		40-44 (10 567–11 624)	40/80 x 40	
MO–50	1039954		50-54 (13 209–14 266)	50/80 x 40	

Please note membrane not included

All prices exclude VAT. E&OE.

Domestic RO - Replacement & Parts

MODEL	STOCK CODE	
Ecosoft 3 pack filter set 1-2-3	1012401	
Ecosoft 2 pack filter set 4-5	1012400	
UV system for RO unit	1009694	
RO tap set	1009691	
Tri-flow tap set	1009692	
In line carbon - threaded	1009678	
In line carbon - push fit	1036874	
In line carbon - high capacity	1009734	
In line remineralising filter - push fit	1009679	
Self-piercing valve 6mm	1009688	
Auto shut off valve	1009680	
Low pressure switch	1009698	
High pressure switch	1009699	

RO Membranes

MODEL	STOCK CODE		FLOW gpd
RO-M 50	1009675		50
RO-M 75	1037882		75
RO-M 100	1030990		100
RO-M 500	1034658		500
RO-M 4040 ELP	1099927		-
RO-M 4040 XLE	1036877		-
RO-MCRE 4040 BLN	1016324		-
RO-M 8040 ELP	1194652		-
RO-M XLE 440	1194680		-

RO Tanks

MODEL	STOCK CODE		TANK L
RO-T 8	1009683		8
RO-T 40	1016955		40
RO-T 60	1036878		60

CRO-400UX1

MODEL	STOCK CODE		MORE INFO H x W x D mm / Product Code
CRO-400UX1 unit	1093302		1040000134
INDIVIDUAL REPLACEMENT CARTRIDGES			
5 mic PP prefilter (Stage 1)	-		1200001327
Activated carbon prefilter GAC (Stage 2)	-		1200001324
1 mic sediment filter (Stage 3)	-		
RO membrane 400 GPD (Stage 4)	-		1200000640
Activated carbon prefilter (CTO) (Stage 5)	1101295		1200001325

SPECIFICATION		
Water Supply		Municipal Water
Feed Line Pressure		1 Bar - 4 Bar
Product Flow		1.04 L/min
Salt Rejection		96%
Recovery		>50%
Water Temperature		5-38°C
Ambient Humidity		≤90%
Sound Level		≤55db
Electrical	Input	100-240V AC 50/60Hz 3A
	Output	24V DC 5A
	Power Used	60Watts
Membrane	Type	Thin Film Composite Membrane
	Rating	400GPD
	Model	3012-400-NPI
Connection	Faucet Drain	Quick Connect 3/8"
	Transformer	Quick Connect Power Cable
Accessory		Faucet & Installation Kit included
Product Dimension LxDxH		373x235x392mm
Carton Dimension LxDxH		390x455x509mm

Key Features:

- High flow rate, smart control and energy-saving
- Space saving, no storage tank design
- Instantly produces fresh drinking water
- Removes contaminents
- Intelligent display, view working status at once
- Touch key operation design with intelligent service life reminder function for filter elements
- Integrated water connections in one water flow manifold, reducing the risk of leakage
- Leak detector will sound & system will stop working automatically if leakage is detected
- Intelligent service life reminder function for system work, membrane and other electrical control parts

All prices exclude VAT. E&OE.

CRO-600UX1

MODEL	STOCK CODE		MORE INFO H x W x D mm / Product Code
CRO-600UX1 unit	1093303		1040000143
INDIVIDUAL REPLACEMENT CARTRIDGES			
5 mic PP prefilter (Stage 1)	-		1200001363
Pre carbon block CTO (Stage 2)	-		1200001364
RO membrane 600 GPD (Stage 3)	-		1200001365
Post carbon block CTO (Stage 4)	-		1200001366

SPECIFICATION		
Water Supply		Municipal Water
Feed Line Pressure		1 Bar - 4 Bar
Product Flow		1.58 L/min
Salt Rejection		96%
Recovery		>50%
Water Temperature		5-38℃
Ambient Humidity		≤90%
Sound Level		≤65db
Electrical	Input	100-240V AC 50/60Hz 3A
	Output	24V DC 5A
	Power Used	80Watts
Membrane	Type	Thin Film Composite Membrane
	Rating	600GPD
	Model	3013-600-NPI
Connection	Faucet Drain	Quick Connect 3/8"
	Transformer	Quick Connect Power Cable
Accessory		Faucet & Installation Kit included
Product Dimension LxDxH		231x324x431mm
Carton Dimension LxDxH		435x435x505mm

NSF COMPONENT

Key Features:

- High flow rate with compact design, quick connection and easy to install
- Designed with disposable filter cartridges, simple instructions for easy filter replacement
- Space saving, no storage tank design, instantly produces fresh drinking water
- Transparent dust cover design, view all working status at a glance
- Removes contaminents
- Intelligent display, view working status at once
- Integrated water connections in one water flow manifold, reducing the risk of leakage
- Leak detector will sound & system will stop working automatically if leakage is detected
- Intelligent service life reminder function for system work, membrane and other electrical control parts

VIQUA Standard - Ultra Violet Disinfection Systems

MODEL	STOCK CODE		FLOW RATE GPM	CONNECTION SIZE Inch
VH150	1092698		5.0	¾"/1"
VH200	1075986		7.5	1"
VH410	1016300		15	1"
VP600	1016302		25	1"
VP950	1016303		38	1 ½"

VIQUA Premium - Ultra Violet Disinfection Systems

MODEL	STOCK CODE		FLOW RATE GPM	CONNECTION SIZE Inch
D4 Premium*	1039718		10	¾"

*With programmable display

EPS Integrated UV Kit

MODEL	STOCK CODE		FLOW RATE GPM	CONNECTION SIZE Inch
Integrated UV Kit 5gpm	1092848		5.0	¾"/1"
Integrated UV Kit 7.5gpm	1079723		7.5	1"
Integrated UV Kit 15gpm	1079731		15	1"

EPS Sanic Integrated UV Kit

MODEL	STOCK CODE		FLOW RATE GPM	CONNECTION SIZE Inch
Sanic UV Kit 5gpm	1092847		5.0	¾"/1"
Sanic UV Kit 7.5gpm	1080242		7.5	1"
Sanic UV Kit 15gpm	1080244		15	1"

EPS

EPS Sanic

Scan with your iPhone camera or QR reader to view

All prices exclude VAT. E&OE.

VIQUA Monitored - Ultra Violet Disinfection Systems

MODEL	STOCK CODE		FLOW RATE GPM	CONNECTION SIZE Inch
VH410m	1016313		15	1"
VP600m	1016305		25	1"
VP950m	1016307		38	1½"

VIQUA Validated - Ultra Violet Disinfection Systems

MODEL	STOCK CODE		FLOW RATE GPM	CONNECTION SIZE Inch
VH200-V*	1081004		8	1"
PRO 10*	1010231		10	1 ¼"
PRO 20*	1010232		20	1 ¼"
PRO 30*	1010233		30	1 ¼"
PRO 50**	1010234		50	2"

*** NSF Validation**
*** * USEPA Validation**

VIQUA High Flow - Ultra Violet Disinfection Systems

MODEL	STOCK CODE		FLOW RATE m3/hr	CONNECTION SIZE Inch
SHF-140	1035999		38	DN 80
SHF-180	1036000		47	DN 80
SHF-290	1031723		65	DN 100

VIQUA - Replacement UV Lamps

MODEL	STOCK CODE		DESCRIPTION	WATTS W	LENGTH mm
S330RL	1010205		S2Q	17	330
S463RL	1010206		S5Q	25	460
S150RL-HO	1092699		VH150	22	250
S200RL-HO	1010188		VH200	30	300
S810RL	1010207		S8Q	39	810
S36RL	1010208		S12Q	37	840
S410RL-HO	1016308		VH410	45	450
S600RL-HO	1010209		SC600/ VP600	65	700
S740RL-HO	1010210		SC740	80	840
S950RL-HO	1016309		VP950	100	1000

VIQUA - Replacement UV Sleeves

MODEL	STOCK CODE		DESCRIPTION	LENGTH mm
QS-330	1010212		S2Q	375
QS-463	1010213		S5Q	502
QS-150	1092700		VH150	282
QS-001	1010211		VH200	330
QS-810	1010214		S8Q	845
QS-012	1010215		S12Q	843
QS0-410	1016310		VH410	540
QS0-600	1017417		VP600	730
QS-600	1010216		SC600	700
QS-740	1010217		SC740	872
QS0-950	1016311		VP950	1050

VIQUA - Replacement UV Accessories

MODEL	STOCK CODE		DESCRIPTION
BA-ICE-S	1010218		S2Q/ S5Q/ S8Q/ S12Q
BA-ICE-CL	1017418		/VH150/VH200/VH410
BA-ICE-C	1010219		VP600/ VP950
BA-ICE-CM	1015713		Monitored systems
254nm-C1	1013738		UVI Sensor
Solenoid connection cable	1015320		Solenoid connection
Sleeve o-rings	1010220		Sleeve O-Rings

All prices exclude VAT. E&OE.

UVMax - Replacement UV Parts

MODEL	STOCK CODE		POWER W	LENGTH mm
UVMax B lamp	1010120		27	240
UVMax C/D lamp	1010121		43	405
UVMax E lamp	1010135		67	640
UVMax F lamp	1010136		102	1000
UVMax B sleeve	1010131		-	232
UVMax C/D sleeve	1010133		-	392
UVMax E sleeve	1010132		-	635
UVMax F sleeve	1010134		-	994
UVMax B ballast	1010149		-	-
UVMax C ballast	1010150		-	-
UVMax D ballast	1010151		-	-
UVMax E ballast	1010152		-	-
UVMax F ballast	1010153		-	-
Lamp UV705	1010126		25	473
Lamp UV708	1010127		34	648
Lamp UV712	1010137		52	910

UVMax PRO - Replacement UV Parts

MODEL	STOCK CODE	
Pro 10 lamp	1010235	
Pro 20 lamp	1010237	
Pro 30 / 50 lamp	1010238	
Pro 10 sleeve	1010240	
Pro 20 sleeve	1010242	
Pro 30 / 50 sleeve	1010243	
Pro comm centre c/w dry contact	1010222	
Pro solenoid valve 1" NPT	1010224	
Pro 4-20mA sensor interface	1010279	
Pro UVI sensor	1010246	
Pro cool-touch fan	1010245	

Gel/ Philips - Replacement UV Parts

MODEL	STOCK CODE		POWER W	LENGTH mm
2 GPM lamp - GPH287T5	1010160		14	290
4 GPM lamp - GPH450T5	1010161		24	460
4GPM lamp - 028012	1021699		24	436
6 GPM lamp - GPH645T5	1010162		32	650
12 GPM lamp - GPH843T5	1010163		40	840
2 GPM sleeve	1010166		-	300
4 GPM sleeve	1010167		-	500
6 GPM sleeve	1010168		-	670
12 GPM sleeve	1010169		-	900
2 GPM ballast	1010171		14W	-
4/6/12 gpm ballast	1010172		20-40	-
30W lamp SSA30	1010179		30	900
55W lamp SSA55	1010180		55	900
75W lamp SSA75	1010181		75	1210
SS30 sleeve QS30	1010182		-	870
SS55 sleeve QS55	1010182		-	870
SS75 sleeve QS75	1010183		-	1180

Always use the real thing!

Using other lamps in your VIQUA UV system presents a lot of risks. These can include **health risks**, **fire risks**, **reliability risks**, and **loss of system certification**.

All prices exclude VAT. E&OE.

10″ Filter Housings

MODEL	STOCK CODE		CONNECTION SIZE Inch	PRESSURE RATING Bar
10" Ecosoft - clear	1021747		¾"	6
10" Atlas	1009805		¾"	8
10" Atlas	1009800		1"	8
10" Housing c/w poly crystals	1009796		¾"	8
10" Housing – hot water to 80®	1009802		1"	8
10" Duplex	1009808		¾"	8
10" Triplex	1009809		¾"	8
10" Atlas Sanic	1080236		¾"	8
10" Atlas Sanic	1080237		1"	8

20″ Filter Housings

MODEL	STOCK CODE		CONNECTION SIZE Inch	PRESSURE RATING Bar
20" Atlas	1009658		¾"	8
20" Atlas	1009801		1"	8
20" Atlas - BX	1009804		¾"	8
20" Duplex	1036734		1"	8
20" Triplex	1014451		1"	8
20" Atlas Sanic	1080238		1"	8

Big Blue Filter Housings

MODEL	STOCK CODE		CONNECTION SIZE Inch	PRESSURE RATING Bar
10" BB Housing c/w bracket & spanner	1009783		1"	8
20" BB Housing c/w bracket & spanner	1009784		1"	8
10" BB Housing - clear	1009794		1"	8
20" BB Housing - clear	1013892		1"	8

Accessories

MODEL	STOCK CODE	
Atlas wall bracket	1009817	
Atlas filter spanner	1009822	
Atlas triplex wall bracket	1014452	
Atlas refill crystal 1.5kg box	1009825	
BB wall bracket	1009818	
BB filter spanner	1009823	

Atlas CM 20 Big SX TS

MODEL	STOCK CODE	MORE INFO	
		H x W x D mm	Flow Rate
CM 20 BIG SX TS cartridge	1193133	508 x120x28	750L/hr
CM 10 BIG SX TS cartridge	1194687	250x120x28	500L/hr

- Plastic container filled with drinking water grade calcite
- Media life span - 6months
- Testing mode: 20°C, 3 Bar
- Max. working temp 45°C, min working temp 4°C

CM 20 BIG Datasheet

Atlas QA CF 20 Big SX TS

MODEL	STOCK CODE	MORE INFO	
		H x W x D mm	Flow Rate
QA CF 20 BIG SX TS cartridge	1193134	508 x120x28	750L/hr
QA CF 10 BIG SX TS cartridge	1194688	250x120x28	110L/hr

- Plastic container filled with strong acid cation exchange resin for the reduction of total hardness (TH), providing water softening with removal of Calcium and Magnesium
- Media life span - see graph in QR code
- Testing mode: 20°C, 3 Bar
- Max. working temp 45°C, min working temp 4°C

QA CF 20 BIG Datasheet

Atlas P 20 Big SX TS

MODEL	STOCK CODE	MORE INFO
		H x W x D mm/Product Code
P 20 BIG SX TS empty container & film	1193135	508 x120x28/RB5177625
P 10 BIG SX TS empty container & film	1194689	250x120x28/ RB5175625

- Plastic container fillable with granular activated carbon (GAC), polyphosphate crystals, ion-exchange resins, neutralizing and emineralizing calcite
- Media life span - 6months
- Testing mode: 20°C, 3 Bar
- Max. working temp 45°C, min working temp 4°C

P 20 BIG Datasheet

Atlas DP Big Housing TS

MODEL	STOCK CODE	MORE INFO
		H x W x D mm / Product Code
DP BIG 20 MONO 1 IN TS housing	1193136	360x190x185/RA1800711
DP BIG 10 MONO 1 IN TS housing	1164690	617x190x185/RA1700711

- Suitable for SX and BX cartridges

All prices exclude VAT. E&OE.

Filter Cartridges – Sediment Filters

MODEL	STOCK CODE		MICRON µ	FLOW RATE L/min	LENGTH Inch
10" AC10 pleated	1009848		0.2	16	10
10" string wound	1009831		1 -3	16	10
10" string wound	1009839		5	16	10
10" string wound	1009832		20	16	10
10" nylon washable	1009855		60	16	10
10" stainless steel	1009844		70	40	10
10" sanic filter	1080239		5	16	10
10" softening cartridge	1071331		-	4	10
20" string wound	1009840		5	32	20
20" string wound	1009841		20	32	20
20" nylon pleated	1013724		50	66	20
20" stainless steel	1009846		70	66	20
20" sanic filter	1080240		5	32	20

Filter Cartridges – Big Blue

MODEL	STOCK CODE		MICRON µ	FLOW RATE L/min	LENGTH Inch
10" Big Blue string wound	1009785		5	40	10
10" Big Blue string wound	1009786		25	40	10
10" Big Blue nylon	1009787		80	50	10
10" Big Blue stainless	1036001		70	50	10
10" Big Blue pleated	1009724		50	58	10
10" Big Blue PP	1194343		2.5	30	10
20" Big Blue string wound	1009792		5	66	20
20" Big Blue string wound	1009793		25	66	20
20" Big Blue stainless	1036002		70	83	20
20" Big Blue nylon washable	1040464		50	83	20
20" Big Blue maz	1009791		-	35	20
20" Big Blue PP	1009798		5	30	20
20" Big Blue PP	1009799		20	30	20
20" Big Blue PP Dual	1079609		20 + 5	30	20
20" Big Blue PP	1194344		1	30	20

Filter Cartridges – Carbon Filters

MODEL	STOCK CODE		CAPACITY L	LENGTH Inch
10" granular activated carbon	1009826		10000	10
10" CTO carbon block	1009672		10000	10
10" Big Blue carbon	1009788		30000	10
20" granular activated carbon	1013722		20000	20
20" Big Blue carbon	1010194		60000	20
20" Big Blue centaur carbon	1013979		30000	20

Cintropur Filter Housings - Commercial

MODEL	STOCK CODE		PRESSURE RATING Bar	CONNECTION SIZE Inch
NW25	1009744		16	1
NW32	1009745		16	1¼"
NW400	1036869		10	1 ½" BSPM
NW500	1009776		10	2" BSPM
NW650	1009777		10	DN 65
NW800	1009778		10	DN 80

Cintropur Replacement Filters

MODEL	STOCK CODE	
Wall bracket NW25/32	1009749	
Wall bracket NW400	1036945	
Wall bracket NW500/650/800	1009779	
NW25 sleeve 5µ*	1009752	
NW25 sleeve 25µ*	1009753	
NW25 sleeve 50µ*	1009754	
NW25 sleeve 100µ*	1009755	
NW25 sleeve 150µ*	1009756	
NW32 sleeve 5µ*	1009757	
NW32 sleeve 25µ*	1009758	
NW32 sleeve 50µ*	1009759	
NW32 sleeve 100µ*	1009760	
NW32 sleeve 150µ*	1009761	
NW400 sleeve 1µ*	1036946	
NW400 sleeve 5µ*	1036947	
NW400 sleeve 25µ*	1036948	
NW400 sleeve 50µ*	1036949	
NW400 sleeve 100µ*	1036950	
NW400 sleeve 150µ*	1036951	
NW400 sleeve 300µ*	1036952	
NW500 sleeve 1µ*	1029039	
NW500 sleeve 5µ*	1009762	
NW500 sleeve 25µ*	1009763	
NW500 sleeve 50µ*	1009764	
NW500 sleeve 100µ*	1013978	
NW500 sleeve 150µ*	1009765	
NW500 sleeve 300µ*	1009766	

All prices exclude VAT. E&OE.

Self Cleaning Filters

MODEL	STOCK CODE		FLOW RATE Lt/min
Atlas 90µ s/steel	1009742		83
Atlas 50µ nylon	1019348		83
Canature CPF-8-L	1093304		133
Atlas duo	1005063		25
Atlas trio	1005062		25
Auto washing kit/ timer	1035483		-

Filter Housings - Commercial

MODEL	STOCK CODE		PRESSURE RATING Bar	CONNECTION SIZE Inch
10" filter housing 316SS	1036870		17	1" BSPF
20" filter housing 316SS	1036871		17	1" BSPF

JUDO - Manual Self-Cleaning Filters

MODEL	STOCK CODE		FLOW RATE m3/ hr	PORT SIZE Inch/mm
Profi Plus JPF+	1039955		4.7	1" BSPM
Profi Plus JPF+	1039956		13	1 ½" BSPM
Profi Plus JPF+	1039957		16	2" BSPM
Profi JPF	1039958		25	DN65
Profi JPF	1039959		50	DN80

100µ filter as standard, other micron ratings available on request

JUDO - Automatic Self-Cleaning Filters

MODEL	STOCK CODE		FLOW RATE m3/ hr	PORT SIZE Inch/mm
ProfiMat Plus JPF+-A	1039960		4.7	1" BSPM
ProfiMat Plus JPF+-A	1039961		16	2" BSPM
ProfiMat JPF-A	1039962		25	DN65
ProfiMat JPF-A	1039963		50	DN80
ProfiMat JPF-A (DP)	1039964		100	DN125

100µ filter as standard, other micron ratings available on request

Ecosoft - Drinking Water Filters

MODEL	STOCK CODE	
3 stage drinking water filter	1020492	
3 stage replacement pack (PP5, GAC, CTO)	1075101	
3 stage replacement pack (PP5, Ecomix, CTO)	1099928	

Puricom - Drinking Water Filters

MODEL	STOCK CODE	
FT Line-1 drinking water system	1009732	
FT Line-2 drinking water system	1013717	
FT Line-3 drinking water system	1013718	
FT Line basic (bracket & GAC filter)	1013720	
FT 82 replacement cartridge	1013719	
FT 83 replacement cartridge	1013976	
FT 88 replacement cartridge	1009733	
FT 91 replacement cartridge	1013977	

Doulton - Drinking Water Filters

MODEL	STOCK CODE	
DUO system – fluoride reduction	1030872	
Installation kit	1030877	
Supercarb candle	1030874	
Fluoride cartridge	1030876	
Softening cartidge	1030875	

All prices exclude VAT. E&OE.

Water Meter/ Alarm

MODEL	STOCK CODE	
Digiflow programmable water meter/ alarm	1029596	
Domestic water chiller	1037835	

Filter Jugs

MODEL	STOCK CODE	
Dewberry slim pitcher c/w filter	1035491	
Dewberry replacement filter cartridge	1035492	
Brita maxtra replacement filter	1035493	

AQUAPOINT FILTER

Aquapoint

MODEL	STOCK CODE		FLOW RATE L/hr
Aquapoint whole house filter	1036345		83

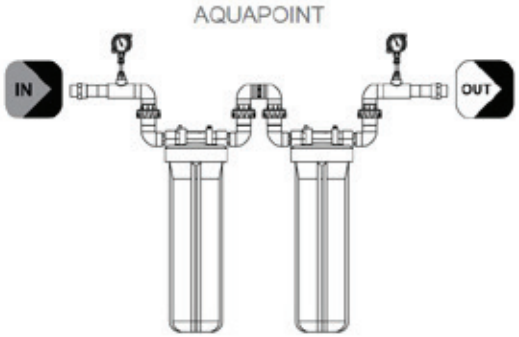

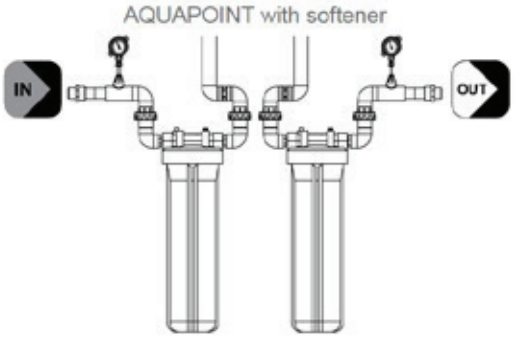

Everpure Filters

MODEL	STOCK CODE	
S100 drinking water system	1009720	
S100 replacement cartridge	1009721	
QL2B filter head	1013699	
QL3B filter head	1009725	
Insurice 2000 filter head	1012571	
Insurice 2000 single cartridge	1012570	
Cartridge S100	1009721	
Cartridge H104	1009718	
Cartridge 2-CB5	1009716	
Cartridge 4-CB5	1013687	
Cartridge ESO 6	1009730	
Cartridge ESO 7	1009731	
Cartridge OCS	1009722	
Cartridge 4C	1013701	
Cartridge MC2	1013703	
Cartridge AH	1013704	
Cartridge 4H	1013705	
Cartridge MH	1013688	

Everpure Claris Filters

MODEL	STOCK CODE	
Claris small	1013711	
Claris medium	1013712	
Claris large	1013713	
Claris x-large	1009727	
Claris xx-large	1009728	
Claris filter head 3/8"	1009729	
Claris water meter	1014684	
Claris hose 3/8" x 3/4"	1013714	
Claris carbonate hardness test kit	1014685	

All prices exclude VAT. E&OE.

Coffee Machine Filters

MODEL	STOCK CODE		FLOW L/min	CAPACITY L
Ecosoft RObust PRO	1035921		1.5	130,000
4C filter kit	1039965		1.9	11,500
MC2 filter kit	1039966		6.3	34,000
Claris x-large	1009727		3.8	8000@180ppm

Steam Ovens

MODEL	STOCK CODE		FLOW L/min	CAPACITY L
Ecosoft RObust 1000	1017759		1	130,000
Ecosoft RObust 3000	1034657		2.5	350,000
Claris x-large	1009727		3.8	8000 @ 180ppm

Chilled Water Vending Machines

MODEL	STOCK CODE		FLOW L/min	CAPACITY L
4C filter kit	1039965		1.9	11,500
MC2 filter kit	1039966		6.3	34,000

Ice Machines

MODEL	STOCK CODE		FLOW L/min	CAPACITY L
Ice water in line filter	1039970		1	2500
Everpure Insure ice kit	1039971		6.3	35000

Water Coolers

MODEL	STOCK CODE		PRODUCT
Columbia FC-400	1081028		Chilled & Ambient
Columbia FC-1050	1016028		Chilled & Ambient
Columbia FC-750	1039972		Chilled & Ambient
Borg & Overstöm B3	1081715		Chilled & Ambient
Borg & Overstöm B4	1039975		Chilled & Ambient

Counter Top Dispensers

MODEL	STOCK CODE		PRODUCT
Columbia CS18	1039976		Chilled, Ambient & Sparkling
Borg & Overstöm B4	1081678		Chilled & Ambient

Dispensing Towers

MODEL	STOCK CODE		PRODUCT
Columbia	1039979		Chilled, Ambient & Sparkling
Borg & Overstöm U1	1039980		Chilled, Ambient & Sparkling
Borg & Overstöm U2	1039981		Chilled, Ambient & Sparkling

Bottles

MODEL	STOCK CODE		VOLUME
Brenva	1039982		75 cl
Vega	1039983		1L
Km Zero	1039984		85 cl

MOQ 24 pieces - customisation also available

All prices exclude VAT. E&OE.

Scalex and MInidue

MODEL	STOCK CODE	
Scalex 100 anti-scale filter (washing machine)	1035959	
Scalex 200 anti-scale filter (heaters and boilers)	1035960	
Scalex 200 replacement filter	1036879	
Minidue anti-scale/corrosion kit	1013667	
Minidue 2/15L 1000 gr replacement pack	1013669	
Minidue 2/15L 4 x 250 gr replacement pack	1013668	
Combi-Care compact 15mm	1009701	
Combi-Care compact 22mm	1013672	
Combi-Care replacement cartridge	1013674	

One Stop Plus Anti-Scale System

MODEL	STOCK CODE	
One Stop Plus - 10" BB 8L/min	1030378	
One Stop Plus - 20" BB 15L/min	1036881	
One Stop Plus - one cartridge 37L/min	1036882	
10" BB replacement cartridge	1081174	
20" BB replacement cartridge	1081216	

John Guest Push Fittings

MODEL	STOCK CODE	
JG ⅜" tee	1003262	
JG ⅜" joiner	1020617	
JG ⅜" to ¼" joiner	1020623	
JG ⅜" to ¼" male BSP	1020619	
JG ⅜" to ⅜" male BSP	1020620	
JG ⅜" elbow	1020621	
JG ¼" elbow	1020622	
JG faucet connector ¼"	1031213	
JG faucet connector ⅜"	1031214	
JG ¾" x ⅜ "female	1081218	

Test Kits

MODEL	STOCK CODE	
Hardness drop test kit	1010434	
pH drop test kit	1009666	
ORP digital meter	1019022	

Rainwater Harvesting Accessories

MODEL	STOCK CODE	
3P top up pump controller	1005067	
3P volume filter side VF1 (500mtr3)	1005068	
Harvesting leaf trap filter angled intank PF1 (200mtr3)	1012194	
Harvesting leaf filter down pipe (garden only)	1005071	
Calmer inlet 100mm	1005069	
XAJE 80P 0.6kw self priming sub/surface jet auto pump 230 Volt	1000247	
XAJE 80P pump on Presmulti inline rainwater harvesting kit2	1012023	
XAJE 80P pump on Presmulti external rainwater harvesting kit2	1012024	
Top Multi pump rainwater harvesting garden kit2	1012149	

Floating Suction Kit

MODEL	STOCK CODE		SIZE €
KGE	1034991		1¼"
EPS	1005060		1"

Secondary Filtration Unit

Scan Me!

MODEL	STOCK CODE	
Multi filter basic (base plate)	1005061	
Multi filter pro (inc. enclosure)	1019182	
Hydro rainmaster trio bowl1	1005062	
Hydro rainmaster duo bowl2	1005063	

NOTE:
1. These filters will NOT produce potable water (not suitable for human consumption)
2. Water from rain water harvesting systems can only be used for irrigation, vehicle washing, toilet flushing purposes and washing machines (not suitable for use in showers)

All prices exclude VAT. E&OE.

Emec Dosing Pumps & Accessories

MODEL	STOCK CODE		FLOW RATE L/hr	PRESSURE Bar
KMSA MF 1801 FP	1010395		1	18
KMS MF 2001 EP	1010396		1	20
KMS Mf 0510 EP	1010398		10	5
VPM 1802 FP	1030426		2	18
MS MF 1502 EP	1010397		2	15

Aldos Dosing Pumps

MODEL	STOCK CODE		FLOW RATE L/hr	PRESSURE Bar
DDA 7.5-16 Chlorine	1010371		7.5	16
DDI 60-10 Chlorine	1014388		60	10
DDA 7.5-16 Fluorine	1015357		7.5	16

Polypropylene Pumps

MODEL	STOCK CODE		DEPTH mm	PIPE mm	POWER W	VOLT V
B2 Vario PP-SL 32	1015761		700	32	200	110
B2 Vario PP-SL 32	1015763		700	32	200	230

Prominent Dosing Pumps

MODEL	STOCK CODE		FLOW RATE L/min	PRESSURE Bar
Beta 4B 1602NP	1010283		2	16
Gamma 1602NP	1010284		2	16

Prominent Accessories

MODEL	STOCK CODE		SIZE mm
Foot Valve	1010293		6
Foot Valve	1010294		8
Injection Fitting	1010295		6
Injection Fitting	1010298		8
PTFE Hose per M	1003235		6
PTFE Hose per M	1003236		8

Chemical Tank Bund

MODEL	STOCK CODE	
CTB 50 L	1030600	
CTB 100 L	1005083	
CTB 200 L	1005085	
CTB 315 L	1005087	
CTB 450 L	1014907	
CTB 500 L	1005089	

Dosing Tank

MODEL	STOCK CODE	
DT 50 L	1030428	
DT 100 L	1005082	
DT 200 L	1005084	
DT 315 L	1005086	
DT 450 L	1014908	
DT 500 L	1005088	

- Environmentally-friendly storage of liquid chemicals
- Robust and durable: made of sturdy UV-stabilised PE (polyethylene)
- Scale for litres
- Simple to install
- Safe storage: If the contents are not needed, a screw-on lid keeps them tightly secure

Physical Properties(1,2)	Unit	Test Method	Values
Melt Index, 190 °C/2.16 kg	g/10 min	ISO 1133	3.8
Density	g/cm3	ISO 1183	0.939
Melting Point	C°	DSC	128

- (1) Typical values; not to be construed as specification limits.
- (2) Compression moulded samples.

NOTE: Suitable for use with an extensive range of chemicals (specific compatibility information available on request)

All prices exclude VAT. E&OE.

OTHER PRODUCTS AVAILABLE

Industrial RO

Ultra Filtration

Industrial Softeners

Containerised Filtration Systems

Water Vending Machines

Tri Flow Taps

Scan with your iPhone camera or QR reader to view

Activated Carbon Systems Datasheet	Activated Carbon System Manual	Arsenic Reduction Filter Manual	Contact Assembly Datasheet
Duplex Ecomix Installation Manual	Duplex Water Softener Datasheet	Duplex Water Softener Installation Manual	Ecomix O&M Manual
Cintropur Industrial Filter	Iron & Manganese Filter Manual	Nitrate Filter Manual	Turbidity Filtration Datasheet
pH Correction Datasheet	pH Correction Manual	Tri Flow Taps Brochure	Simplex Softener Datasheet
Simplex Water Softener Manual	Turbidity Filter Sand/AG/AG+ Manual	B3 Water Dispenser Brochure	B4 Water Dispenser Brochure

All prices exclude VAT. E&OE.

Test Performed	Limit*	Explanation**	Health & Aesthetic Effects**
Aluminium	0.200mg/l Al	Aluminium is the most abundant metallic element in the earth's crust. Different chemical forms of aluminium are commonly used as coagulants and for removal of colour, turbidity and micro-organism during water treatment.	High aluminium content may pose a threat to people with kidney disorders and it may causes neurological problems.
Ammonium	0.30mg/l	Ammonium is derived from ammonia and is widely used as cleaning agents and food additives. Ammonium in water supplies can originate from agricultural and industrial processes, sewage systems and animal waste.	Ammonium is not a health risk itself but it serves as a valuable indicator of source pollution. Ammonia in water can result in corrosion of pipes and fittings which can cause copper stains and sanitary ware.
Apparent Colour	Acceptable to customers and no abnormal change	Colour in water is caused by the interaction of light with suspended and dissolved particles. As suspended particles (turbidity) are likely to be coloured themselves, the more turbid the water the more colour will appear	The impact is mainly aesthetic and is deemed acceptable to the customer themselves but it is important to note that if high colour can get through the water treatment process, micro-organisms may also be getting through the water supply.
Conductivity	Less than 2,500 µS/cm @ 20oC	Conductivity is the measure of the ability of an aqueous solution to carry and electric current. Conductivity is a good indicator of hardness and alkalinity and also used to estimate dissolved solids in a water sample.	There are no direct health effects.
Fluoride	Less than 0.8mg/l F in fluoridated Supplies	Fluoride present in the majority of water samples is through fluoridation (addition of fluoride) by local authorities. The fluoride limit in Ireland is more stringent than the remainder of Europe. Studies have shown that fluoride levels above 0.6mg/l leads to a reduction in tooth decay in growing children.	Further studies have also shown that levels above 1.5mg/l cause an inverse effect and mottling of teeth. Supplies with naturally occurring fluoride levels should not exceed 1.5mg/l F.
Iron	Less than 0.20mg/l Fe	Iron is present in high concentrations in soil and rock and this enters the water in a soluble form as it passes through these formations.	There will be reddish-brown staining of laundry, sinks, cisterns etc. It can impart a taste also in water supply.
Manganese	Less than 0.050mg/l Mn	Manganese is similar to iron in that there are no harmful health effects but more staining of appliances. The source of manganese is also from soils and rocks.	The staining associated with manganese is more severe than iron and will tend to be a black-brown staining. It can have a more detrimental effect regarding imparting a taste on the water.

All prices exclude VAT. E&OE.

Test Performed	Limit*	Explanation**	Health & Aesthetic Effects**
Nitrite	0.151mg/l	Nitrite formation is part of the nitrogen cycle and is formed from microbiological activity. It normally exists in low concentrations. High nitrite levels indicate more recent pollution of the water than high nitrate levels, as the production of nitrite is an intermediate stage in the conversion of ammonia to nitrate. Chloramination of water systems during treatment may also give rise to the formation of nitrite.	High levels of nitrite act as a toxicant and are known to cause 'Blue Baby Syndrome' (methaemoglobinaemia). In addition, nitrites can give rise to the presence of nitrosamines by reacting with organic compounds giving possible carcinogenic effects.
pH (Hydrogen Ion)	≥6.5 and ≤9.5 pH units	pH is a measurement of the alkalinity or acid content in water. The optimum range for drinking water is between 6.5 and 9.5. Below 6.5 would likely cause corrosion of water supply pipes leading to higher amounts of metals in the water supply.	Water with high or low pH values may impart an unusual taste into the water supply. It has no direct health effects.
Total Hardness	No Limit Applies	Soft Up to 50 mg/l CaCO3 Moderately Soft 51 – 100 mg/l CaCO3 Slightly Hard 101-150 mg/l CaCO3 Different areas of the country will have varying degrees of hardness. Hardness can be temporary (can be removed by boiling) or permanent (cannot be removed by boiling). Total hardness (temporary + permanent hardness) is combined amounts of calcium and magnesium hardness expressed as CaCO3 (Calcium Carbonate).	Moderately Hard 151 – 250 mg/l CaCO3 Hard 251-350 mg/l CaCO3 Excessively Hard Over 350 mg/l CaCO3 Hardness can actually improve the taste of water and make it more acceptable. Water with high hardness levels will tend to cause scaling of kettles, pipes, irons etc. It will also reduce the lathering formation from soaps and shampoos.
Turbidity	No limit applies, but there is a recommended value ≤1 NTU	Turbidity is the measure of finely divided solids and suspended particles in the water. In general terms it can be described as the cloudiness of a water sample.	The health effects depend on the composition of the turbidity particles, as it is possible that the particles are of sewage origin. The E-Coli test will confirm the presence of sewage. Generally "acceptable to consumers" applies as a limit.
Total Coliforms	0 cfu/100ml	Total coliform bacteria indicate the general level of microbial contamination of a water sample. Total coliforms include both bacteria of faecal origin and also those which originate in the soil and are non-faecal. They may be present in a water supply where the well is not properly capped and screened letting in animals and insects.	Drinking water with total coliforms present can cause health issues as they indicate that other pathogenic bacteria may be present.
E.coli	0 cfu/100ml	E.coli bacteria is present in warm blooded mammals. They enter the water supply from sewage contamination and their presence indicates recent heavy pollution by human or animal waste.	The consumption of water with E.coli present would possibly cause risk to human health as there are potentially other pathogenic bacteria present in the water supply.

All prices exclude VAT. E&OE.

Test Performed	Limit*	Explanation**	Health & Aesthetic Effects**
E.coli	0 cfu/100ml	E.coli bacteria are present in warm blooded mammals. They enter the water supply from sewage contamination and their presence indicates recent heavy pollution by human or animal waste.	The consumption of water with E-coli present would possibly cause risk to human health as there are potentially other pathogenic bacteria present in the water supply.
Clostridium Perfringens	0 cfu/100ml	Clostridium Perfringens is an anaerobic bacterium commonly found in the intestines of humans and animals and in the environment in soil, sewage, crops, dust and decaying vegetation. The presence of these spore-forming anaerobes is an indicator of faecal contamination. Clostridium Perfringens are particularly resistant to chlorination and unfavourable conditions in the environment and can survive in water much longer than organisms of the coliform group. Their presence, especially in well water and borehole supplies, can indicate remote or intermittent contamination.	The ingestion of the bacteria through drinking water does not appear to pose a direct health affect but their presence may indicate that other more harmful bacteria are present in the water.
Langelier Saturation Index	No Limit Applies	The Langelier Saturation Index (LI) is a measure of a solution's ability to dissolve or deposit calcium carbonate and is used as an indicator of the corrosivity of water. Waters that deposit a calcium scale provide a protective insulation for pipes against corrosion. Waters that don't provide this protection for pipes are deemed to be corrosive. Highly corrosive waters can dissolve other metals such as lead or copper and potentially damage water systems.	Corrosive Characteristics — LI Result Highly Aggressive — -2.0 or lower Moderately Aggressive Between — 0.0 & -2.0 Not Aggressive — 0.0 or higher No direct health effects are caused by corrosive waters, but they may cause potentially harmful metals to be pulled off pipework and entered into the water supply. Corrosive water can cause pipe corrosion and system failures.
Lead	10 µg/l	Lead can be present in ores, effluent discharges and used in pipework. Lead may be present in the pipework of older houses, and water with corrosive properties can force the lead to be brought into solution. Levels can be markedly higher in the morning when water has been standing in pipes for up to 12 hours.	Long term exposure to lead can affect the development of a child's brain leading to problems with learning, behaviour and attention. It is also linked to kidney harm, high blood pressure and cancer.
Copper	2.0 mg/l	Copper can be present in ores, soil and industrial waste. It may also be present in waters that pass through copper pipework.	There are no particular toxic effects of copper on humans, although may cause dietary discomfort in infants. It is associated with discolouring bleached hair. May also affect the taste of water in levels above 1.0mg/l

All prices exclude VAT. E&OE.

Test Performed	Limit*	Explanation**	Health & Aesthetic Effects**
Legionella	No limit applies, investigations and actions to occur on samples >1000cfu/L	Legionella is a family of pathogenic bacteria which is associated with several diseases. It thrives in warm water systems such as showers, spas and swimming pools and infects through inhaled water droplets.	Legionella Pneumophila sg 1 is a bacterial strain that causes 90% of cases of Legionnaire's disease. Other strains, such as Legionella Pneumophila sg 2-15 and other Legionella species (cumulatively referred to as Legionella spp), can cause Legionnaire's disease in lesser cases and cause other diseases such as Pontiac fever. Legionnaire's disease presents as a severe pneumonia, which includes a fever, chills, severe cough, loss of appetite, diarrhoea and vomiting.

* Limits are taken from SI 122 of 2014. European Union (Drinking Water) Regulations, 2014.
** Taken from EPA Parameters of Water Quality, Interpretation and Standards, 2001.
All limits, explanations and health & aesthetic guides are provided for reference and are outside of our scope of accreditation.

All prices exclude VAT. E&OE.

S.I. No. 122/2014 - Eu (Drinking Water) Regulations 2

CHEMICAL	EU LIMITS	UNITS
pH	6.5 - 9.5	-
Colour	Acceptable to Consumers	-
Turbidity	10	NTU
Conductivity	2500	uS/cm
Hardness	-	-
Alkalinity	-	-
Total Iron	0.20	mg/l
Manganese	0.05	mg/l
Nitrates	50	mg/l
Nitrite	0.50	mg/l
Total Dissolved Solids	-	mg/l
Copper	2	mg/l
Ammonium	0.3	mg/l
Aluminium	200	ug/l
Chloride	250	mg/l
Sodium	200	mg/l
Langelier Index	-0.5 - 0.5	LSI
Arsenic	10	ug/l
Sulphate	0.50	mg/l

BACTERIA	EU LIMITS	UNITS
Total Coliforms	<1	MPN/100ml
Faecel Coliforms	<1	MPN/100ml
E. Coli	<1	MPN/100ml
Enterecocci	<1	MPN/100ml

Assemble Table – Water Softener - Clack Valve CI

TANK SIZE (INCHES)		08 x17	10 x 22	10 x 35	10 x 44	10 x 54	13 x 54	14 x 65	16 x 65	18 x 65	21 x 65	24 x 69	30 x 72
SPECIFICATIONS													
Litres of Resin	L	8	20	30	40	50	75	125	150	200	250	350	500
Nominal Flow	m^3/h	0.3	0.8	1.2	1.6	2.0	3.0	5.0	6	7.7	10	14.0	20
Salt Consumption	kgs	1.2	3.0	4.5	6.0	7.5	11.3	18.8	22.5	30	37.5	52.5	75
Capacity	kgs	0.4	1.0	1.5	2.0	2.5	3.8	6.25	7.5	10	12.5	17.5	25
COMPONENTS													
Clack valve CI	Type	WS1CI	WS1CI	WS1CI	WS1CI	WS1CI	WS1CI	WS1CI	WS1CI	WS125CI	WS15CI	WS15CI	WS2CI
Brine tank	L	25	25	70	70	70	100	140	190	340	340	500	1000
BLFC	gpm	0,5	0,5	0,5	0,5	0,5	0,5	0,5	0,5	0,5	0,5	0,5	2,2
DLFC	gpm	1.7	2.7	2.7	2.7	2.7	4.2	5.3	7,5	15	20	25	42
Injector	Colour	Violet	White	White	White	White	Yellow	Green	Orange	Light Blue	Green	Orange	Grey
	Part	V3010-1C	V3010-1E	V3010-1E	V3010-1E	V3010-1E	V3010-1G	V3010-1H	V3010-1I	V3010-1J	V3010-15G	V3010-15H	V3010-2D
REGENERATION CYCLES													
Backwash	Minutes	14	14	14	14	14	14	14	14	14	14	14	14
Brine	Minutes	60	60	60	60	60	60	60	60	60	60	60	60
Rinse	Minutes	6	6	6	6	6	6	6	6	6	6	6	6
Fill	Kgs	1.2	3.0	4.5	6.0	7.5	11.3	18.8	22.5	30	37.5	52.5	75

Assembly Table - Ecomix A - Clack Valve CI

TANK SIZE (INCHES)		10x44	10x54	12x52	13x54	14x65	16x65	18x65	21x62	24x72	30x72	36x72
SPECIFICATIONS												
Litres of Ecomix	L	25	37	50	62	75	100	125	175	237	362	525
Nominal flow rate	m^3/h	1.3	1.3	1.8	2.2	2.5	3.3	4.0	5.5	7.3	11,4	16.4
Salt Consumption	Kgs	2.5	3.7	5.0	6.2	7.5	10.0	12.5	17.5	23.7	36,2	52.5
Capacity	Kgs	0.9	1.3	1.8	2.3	2.8	3.75	4.7	6.5	8.8	13.5	19.6
COMPONENTS												
Clack valve CI	Type	WS1CI	WS1CI	WS1CI	WS1CI	WS1CI	WS1CI	WS125CI	WS15CI	WS15CI	WS15CI	WS2CI
Brine tank	L	70	70	100	100	140	190	340	340	340	500	1000
BLFC	gpm	0.5	0,5	0.5	0.5	0.5	0.5	0.5	0.5	0.5	0.5	2.2
DLFC	gpm	3.2	3,2	4.2	5.3	6.5	7.5	11	15	20	25	42
Injector	Colour	White	White	Blue	Yellow	Green	Orange	Light Blue	Green	Orange	Grey	Black
	Part	V3010-1E	V3010-1E	V3010-1F	V3010-1G	V3010-1H	V3010-1I	V3010-1J	V3010-15G	V3010-15H	V3010-15I	V3010-2E
REGENERATION CYCLES												
Backwash	Minutes	14	14	14	14	14	14	14	14	14	14	14
Brine	Minutes	60	60	60	60	60	60	60	60	60	60	60
Rinse	Minutes	6	6	6	6	6	6	6	6	6	6	6
Fill	Kgs	2.5	3.7	5.0	6.2	7.5	10.0	12.5	17.5	23.7	36,2	52.5

Assembly Table - Ecomix C - Clack Valve CI

TANK SIZE (INCHES)		10x44	10x54	12x52	13x54	14x65	16x65	18x65	21x62	24x72	30x72	36x72
SPECIFICATIONS												
Litres of Ecomix	L	25	37	50	62	75	100	125	175	237	362	525
Nominal flow rate	m^3/h	1.3	1.3	1.8	2.2	2.5	3.3	4.0	5.5	7.3	11.4	16.4
Salt Consumption	Kgs	2.5	3.7	5.0	6.2	7.5	10.0	12.5	17.5	23.7	36.2	52.5
Capacity	Kgs	0.8	1.2	1.6	2.0	2.4	3.2	4.1	5.6	7.7	11.7	17.0
COMPONENTS												
Clack valve CI	Type	WS1CI	WS1CI	WS1CI	WS1CI	WS1CI	WS1CI	WS125CI	WS15CI	WS15CI	WS15CI	WS2CI
Brine tank	L	70	70	100	100	140	190	340	340	340	500	1000
BLFC	gpm	0.5	0.5	0.5	0.5	0.5	0.5	0.5	0.5	0.5	0.5	2.2
DLFC	gpm	3.2	3.2	4.2	5.3	6.5	7.5	11	15	20	25	42
Injector	Colour	White	White	Blue	Yellow	Green	Orange	Light Blue	Green	Orange	Grey	Black
	Part	V3010-1E	V3010-1E	V3010-1F	V3010-1G	V3010-1H	V3010-1I	V3010-1J	V3010-15G	V3010-15H	V3010-15I	V3010-2E
REGENERATION CYCLES												
Backwash	Minutes	14	14	14	14	14	14	14	14	14	14	14
Brine	Minutes	60	60	60	60	60	60	60	60	60	60	60
Rinse	Minutes	6	6	6	6	6	6	6	6	6	6	6
Fill	Kgs	2.5	3.7	5.0	6.2	7.5	10.0	12.5	17.5	23.7	36.2	52.5

All prices exclude VAT. E&OE.

ECOMIX

Ecomix reduces iron concentrations: dissolved, oxidised, organic and colloidal. The concentration of iron should not exceed 15 ppm. It is one of the most reliable tools for reducing manganese. The concentration of manganese in the purified water should not exceed 3 ppm.

ECOMIX®			
	ECOMIX®P	**ECOMIX®A**	**ECOMIX®C**
	For well or tap water with stable composition	For well or tap water with moderate organic matter	For well or tap water with high organic matter
Flexibility	Requires stable quality of water	Handles seasonal variations in water composition	Handles seasonal variations in water composition without significant changes of treated water quality!
Hardness (mg/L CaCO3)	750		
Iron (mg/L)	15.0		
Manganese (mg/L)	3.0		
Chemical Oxygen Demand (mg/L O2)	3.0	20.0 **(Reduces 50 %)**	20.0 **(Reduces 80 %)**
Ammonium (mg/L)	Is not removed	4.0	4.0
Service life (years)	3	5	5

Filter-Ag

Clack Filter-Ag® has many outstanding advantages over the more common granular filter medias used for suspended solids reduction. Its fractured edges and irregular surface provides a high surface area and complex flow path for efficient removal of suspended matter through out the filter bed, typically reducing suspended solids down to the 20-40 micron range. Filter-Ag's larger particle size creates less pressure loss through the filter and allows deeper sediment penetration into the bed for higher sediment loading and longer filter runs.

- Water pH range: wide range
- Maximum water temperature: 140°F/60°C
- Bed depth: 24-36 in.
- Freeboard: 50% of bed depth (min.)
- Service flow rate: 5 gpm/sq. ft., although considerably higher rates are often used
- Backwash flow rate: 8-10 gpm/sq. ft.
- Backwash bed expansion: 20-40% of bed depth

All prices exclude VAT. E&OE.

Katalox Light

Katalox Light is being used in numerous systems for residential, commercial, industrial and municipal applications worldwide, for High level filtration, colour and odour removal, Iron, Manganese, Hydrogen sulphide removal, efficient reduction of Arsenic, Arsenic, Zinc, Copper, Lead, Radium, Uranium and other radionuclides and heavy metals.

- Inlet Water pH: 5.8 - 10.5
- Freeboard: 25 - 35%
- Minimal bed depth: US = 29.5" SI = 75cm
- Optimal bed depth: US = 47" SI = 120cm
- Service flow: US = 4 - 8gpm/ft^2 SI = 10 - 20m/h
- Backwash velocity: US = 10 - 12gpm/ft^2 SI = 25 - 30m/h
- Backwash time: 10 - 15 minutes
- Rinse tIme: 2 - 3 minutes

Pyrolox

Pyrolox® is a granular water filtration media used for the removal of hydrogen sulfide, iron and manganese. A naturally mined ore, Pyrolox has been used in water treatment for more than 75 years. To maintain and further augment the long-term performance and removal capacity of the media, an oxidant feed of some type is recommended. This will maintain the media and enhance removal capacity. Chlorine injection (options include chlorine, sodium hypochlorite, or calcium hypochlorite) immediately up stream of the filter feed is a simple way to meet this recommendation.

- pH: 6.5-9.0
- Bed Depth: Suggested depth
- 18 inches. Dependent on application and water quality
- Backwash Flow Rate: 25-30 gpm/sq.ft
- Freeboard: 40% of bed depth (min.)
- Underbed: Garnet #8, #8-#12. #3 Silica. Other materials are also suitable but must keep media from migrating downward and be heavy enough to remain in place during backwash
- Service flow rate: 5 gpm/sq. ft

Manganese Greensand

Manganese Greensand is capable of reducing iron, manganese and hydrogen sulphide from water through oxidation and filtration. It is formulated from a glauconite greensand which is capable of reducing iron, manganese and hydrogen sulphide from water through oxidation and filtration. When the oxidizing capacity power of the Manganese Greensand bed is exhausted, the bed has to be regenerated with a weak potassium permanganate (KMnO4) solution.

- Water pH range: 6.2-8.5
- Maximum water temperature: 80°F/26.7°C
- Bed depth: 30 in.
- Freeboard: 50% of bed depth (min.)
- Regeneration: 1.5-2 oz of KMnO4 by weight per cu. ft.
- Service flow rate: 3-5 gpm/sq. ft., 8-10 gpm/sq. ft. intermittent flow possible
- Backwash flow rate: 10-12 gpm/sq. ft.
- Backwash bed expansion: 40% of bed depth (min.)
- Maximum practical limit of iron (Fe++) or manganese (Mn++) in raw water: 15 ppm

All prices exclude VAT. E&OE.

Activated Carbon

Activated Carbon (GAC) filters are used to reduce chlorine, organics, color, tannin, objectionable tastes and odors, and dissolved organic chemicals from municipal and industrial water supplies. Automatic backwashing system removes the trapped contaminants within the filter bed and washes them down the drain. Carbon filtration significantly reduces the following contaminants:

- Chlorine & Chlorine By-Products such as Trihalomethanes (THMs)
- Bad Tastes and Odors
- Turbidity
- Herbicides, Pesticides & Insecticides
- Volatile Organic Chemicals (VOCs)

Sand/Gravel

Multi-Media Filtration is effective in removing dirt, silt, rust, and other suspended particles from a water stream with a filtration level of approximately 5 to 15 microns. Multi-Media Filters contain several types of media and gravel under bedding. Multi-media filtration is a proven design concept; the coarse media layers in the top of the tank trap large particles, and successively smaller particles are trapped in the finer layers of media deeper in the bed.

Juraperle

Juraperle is a naturally occurring calcium carbonate media. One of the advantages of Juraperle is its self-limiting property. When properly applied, it corrects pH only enough to reach a non-corrosive equilibrium. It does not over correct under normal conditions. Upon contact with Juraperle, acidic waters slowly dissolve the calcium carbonate to raise the pH which reduces the potential leaching of copper, lead and other metals found in typical plumbing systems. Periodic backwashing will prevent packing, reclassify the bed and maintain high service rates. Depending on pH, water chemistry and service flow, the Juraperle bed will have to be periodically replenished as the Juraperle is depleted.

- A gravel support bed is recommended
- Water pH range: 5.0 - 7.0
- Bed depth: 24 - 30 in.
- Freeboard: 50% of bed depth (min.)
- Service flow rate: 3-6 gpm/sq. ft. but may be modified to adapt to local conditions
- Backwash flow rate: 8-12 gpm/sq. ft.
- Backwash bed expansion: 35% of bed depth

Corosex

By neutralizing the free carbon dioxide in water, Corosex can correct acidic water conditions and render it less corrosive. Corosex, being a highly reactive magnesium oxide, is used most effectively where pH correction is substantial or high flow conditions are in use. pH correction and media consumption are affected by a number of water chemical variables. Being soluble to acidity, Corosex will slowly dissolve and will need to be replenished periodically. On a per weight basis, magnesium oxide can neutralize five times more acidity than can calcium carbonate. This results in greatly reduced chemical usage for the same pH correction.

All prices exclude VAT. E&OE.

Corosex (continued)

- A gravel support bed is recommended
- Water pH range: 4.5-6.0
- Bed depth: 24-30 in.
- Freeboard: 50% of bed depth (min.)
- Backwash frequently to prevent possible cementing
- Backwash flow rate: 10-12 gpm/sq. ft.
- Service flow rate: 5-6 gpm/sq. ft. but may be modified to adapt to local conditions
- Max usage 100 mg/L

Aqua AS (Arsenate Reduction Resin)

Due to its chemical activity, Aqua AS is ideally suitable to bind arsenate ions in aqueous media. However, the technical application of this universal adsorbent failed in the past due to thefact that iron oxide is usually only available as a paste so that the complicated handling procedureprevented its use in filtering columns. In the first step, contaminants in the form of arsenate ions dissolved in water are bound by adsorption to the Aqua AS surface. During the subsequent reaction the transformation into stable iron arsenate takes place.

- Load capacity — approx. 7-9 g As/kg Aqua As
- Filtration rate — max. 12-17 m/h
- Residence time — 5 to max. 10 bed volumes per hour in case of 2 reactors positioned each after the other, respectively at last in case of serial switching of 2 filters
- Filling height intervals — max. 4-5 m
- Backwash — once / week

INDION 225 NaF

INDION 225 NaF is used most widely in sodium form for water softener applications. It is a strongly acidic cation exchange resin containing sulphonic acid groups. It is specially designed for the treatment of foodstuffs, beverages, potable water and water used in the processing of food. The resin is extremely robust and has excellent physical and chemical characteristics. It is supplied in moist condition in sodium form.

- Uniformity co-efficient — 1.7 maximum
- Effective size — 0.45 to 0.55 mm
- Treatment flow rate — 5-40 bv/h
- Max operating temp — 140°C
- Operating pH range — 0 to 14

Lewatit S1567

Lewatit® S 1567 has been developed for the softening of potable water in household installations (e.g. softening units equipped with cartidges) and raw water used in industrial plants. It is a newly developed food grade, strongly acidic cation exchange resin with beads of uniform size (monodisperse) based an a styrene-divinylbenzene copolymer. Lewatit® S 1567 is manufactured without the use of solvent. The monodisperse beads are chemically and osmotically very stable, and they can effectively be disinfected for the drinking water processing. The optimized kinetics lead to an increased operating capacity compared to ion exchange resins with heterodisperse bead size distribution.

All prices exclude VAT. E&OE.

Lewatit S1567 (continued)

- Operating temperature: 120 max. °C
- Operating pH range during exhaustion: 5-8
- Bed depth for single column: 800mm (min.)
- Backwash bed expansion per m/h (20°C): 4%
- Specific pressure loss kPa*h/m^2 (15°C): 1 kPa*h/m^2 (15°C)
- Max. pressure loss during operation: 200 kPa
- Specific flow rate: 40 max. BV/h
- NaCl regeneration concentration: 8-12 approx. wt. %
- NaCl regeneration quantity co-current: 100 min. g/L resin
- NaCl regeneration quantity counter-current: 70 min. g/L resin
- Regeneration contact time: 20 min. minutes
- Slow rinse at regenreation flow rate: 2 min. BV

Purolite A520E (Nitrate Resin)

Nitrate removal using brine regenerable strong base anion resins is an established process. Nitrate selective resins, such as Purolite A520E, were developed for use specifically in waters with high sulfate to nitrate ratios. Purolite A520E is favored, however, because nitrate fixed onto the bed is not displaced from Purolite A520E by sulfate as is the case for traditional Type I and II resins. Larger plants that are well controlled should evaluate both nitrate selective and standard Type I and II resins since the specific water chemistry will dictate which will yield the lowest operating cost.

TYPICAL PHYSICAL & CHEMICAL CHARACTERISTICS

- Polymer Structure: Macroporous polystyrene crosslinked with divinylbenzene
- Appearance: Spherical beads
- Functional Group: Quarternary Ammonium
- Ionic Form: Cl Form
- Total Capacity (min): 0.9 eq/L (19.7 Kgr/ft^3)(Cl form)
- Moisture Retention: 50 - 56% (Cl form)
- Particle Size Range: 300 - 1200 um
- <300um (max): 1%
- Uniformity Coefficient (max): 1.7
- Specific Gravity: 1.07
- Shipping Weight (approx.): 675 - 7-5 g/L (42.2 - 44.1 Ib/ft^3)
- Temperature Limit: 100°C (212.0 °F) (Cl form)

Purolite A860 (Tannin Resin)

Purolite A860 is a type I macroporous strong base anion exchange resin with an acrylic matrix. The acrylic matrix ensures excellent removal of organic matter such as humic and fulvic acids from surface and waste water supplies. Purolite A860 demonstrates excellent reversible elution of organic matter upon regeneration with brine. Reduction of organic matter or total organic carbon (TOC) is an important method of controlling disinfection by-products that can form if oxidizing agents such as chlorine or ozone are used to disinfect the water.

- Ionic form, as shipped: Chloride (Cl)
- Total Capacity, Cl form: 0.8 eq/L (17.5 Kg/ft^3) min.
- Moisure Retention, Cl form: 66 - 72%

All prices exclude VAT. E&OE.

Purolite A860 (Continued)

- Particle size range: 300 - 1200 um 1% max. < 300 um
- Uniformity coefficient: 1.7 max.
- Reversible swelling, Cl --> OH: 20%
- Specific gravity, Cl form: Approx. 1.08
- Shipping weight, Cl form: 680 - 730 g/L (42.5 -45.6 lb/ft^3)

Lanxess NM60 (Mixed Bed DI Resin)

Lewatit® NM 60 is a highly regenerated mixed bed ion exchange resin consisting of a 1:1 chemically equivalent mixture of a type 1, strong base anion exchange resin and a strong acid cation exchange resin. Lewatit® NM 60 is specially treated for high conversion and low TOC to meet the most exacting standards of high purity water industry.

- Operating temperature: 60 max. °C
- Operating pH range during exhaustion: 0 - 14
- Bed depth for single column: 600 mm min.
- Specific pressure loss kPa*h/m^2 (15°C)
- Max. pressure loss during operation: 200 kPa
- Specific flow rate: 50 BV/h max.

Crystal Right

Crystal Right media is a versatile product used for the removal of hardness, iron, and manganese; ammonia reduction; and pH correction in water. In zeolite's sodium alumino-silicate bond, the silica provides strength to the structure while the aluminum gives the material its ability to soften water. In comparison to round resin beads, zeolite is a heavier media that provides better filtration, and cleans faster with only slightly greater backwashing rates – without the loss of media. When applied correctly, zeolites can reduce the customer's initial purchase cost as well as operational costs of the equipment.

All prices exclude VAT. E&OE.

WATER HARDNESS MAP

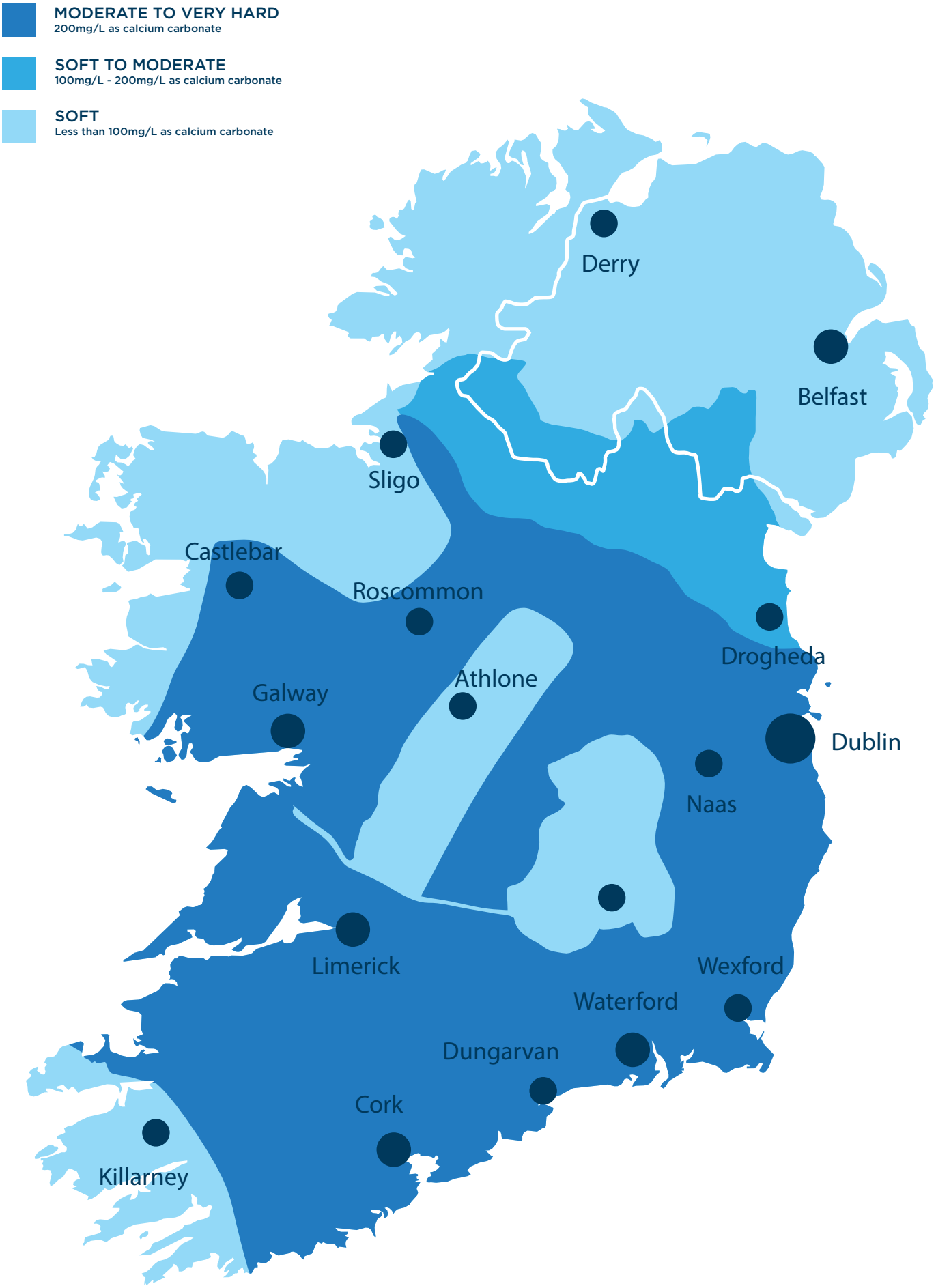

All prices exclude VAT. E&OE.

SINGLE PHASE 230V-50Hz		cable section in mm²						
kW	HP	4 x 1	4 x 1.5	4 x 2.5	4 x 4	4 x 6	4 x 10	4 x 16
		maximum cable length in metres						
0.37	0.50	60	90	140				
0.55	0.75	45	70	110	180			
0.75	1	35	50	85	140	210		
1.1	1.5	25	35	60	95	145	240	
1.5	2		30	45	75	115	190	305
2.2	3			30	50	75	125	200

THREE PHASE 230V-50Hz		cable section in mm²										
kW	HP	4x1	4 x 1.5	4 x 2.5	4 x 4	4 x 6	4 x 10	4 x 16	4 x 25	4 x 35	4 x 50	4 x 70
		maximum cable length in metres										
0.37	0.50	100	152	255								
0.55	0.75	83	126	210	338							
0.75	1	65	99	165	265	405						
1.1	1.5	48	72	120	192	292	485					
1.5	2		53	88	142	215	360					
2.2	3			60	97	147	245	392				
3	4			47	73	110	183	295	510			
4	5.5				55	83	138	220	380			
5.5	7.5					60	100	160	275	385		
7.5	10					45	73	114	195	275	395	
9.2	12.5						64	100	157	220	315	
11	15						54	87	135	190	270	378
13	17.5							75	117	164	236	330
15	20							65	102	144	205	287
18.5	25								82	114	162	225
22	30								69	95	137	190
30	40									70	102	142

THREE PHASE 400V-50Hz		cable section in mm²										
kW	HP	4x1	4 x 1.5	4 x 2.5	4 x 4	4 x 6	4 x 10	4 x 16	4 x 25	4 x 35	4 x 50	4 x 70
		maximum cable length in metres										
0.37	0.50	300										
0.55	0.75	250	380									
0.75	1	195	295									
1.1	1.5	145	215	360								
1.5	2	105	160	265	425							
2.2	3	70	110	180	290	440						
3	4	55	85	140	220	330						
4	5.5	40	60	105	165	250	415					
5.5	7.5		45	75	120	180	300	480				
7.5	10		35	55	95	135	220	340	585			
9.2	12.5			47	75	115	190	300	470			
11	15			40	65	95	160	260	405			
13	17.5				60	85	140	225	350	490		
15	20				50	75	125	195	305	430		
18.5	25					58	100	155	245	340	485	
22	30					49	85	130	205	285	410	570
30	40					36	63	96	152	210	305	425

Voltage drop 3% - Maximum environment temperature + 30 °C

All prices exclude VAT. E&OE.

FRICTION LOSS CHART

(for straight pipes with 15-250 mm internal diameter and flow rates from 8 to 8330 L/min)

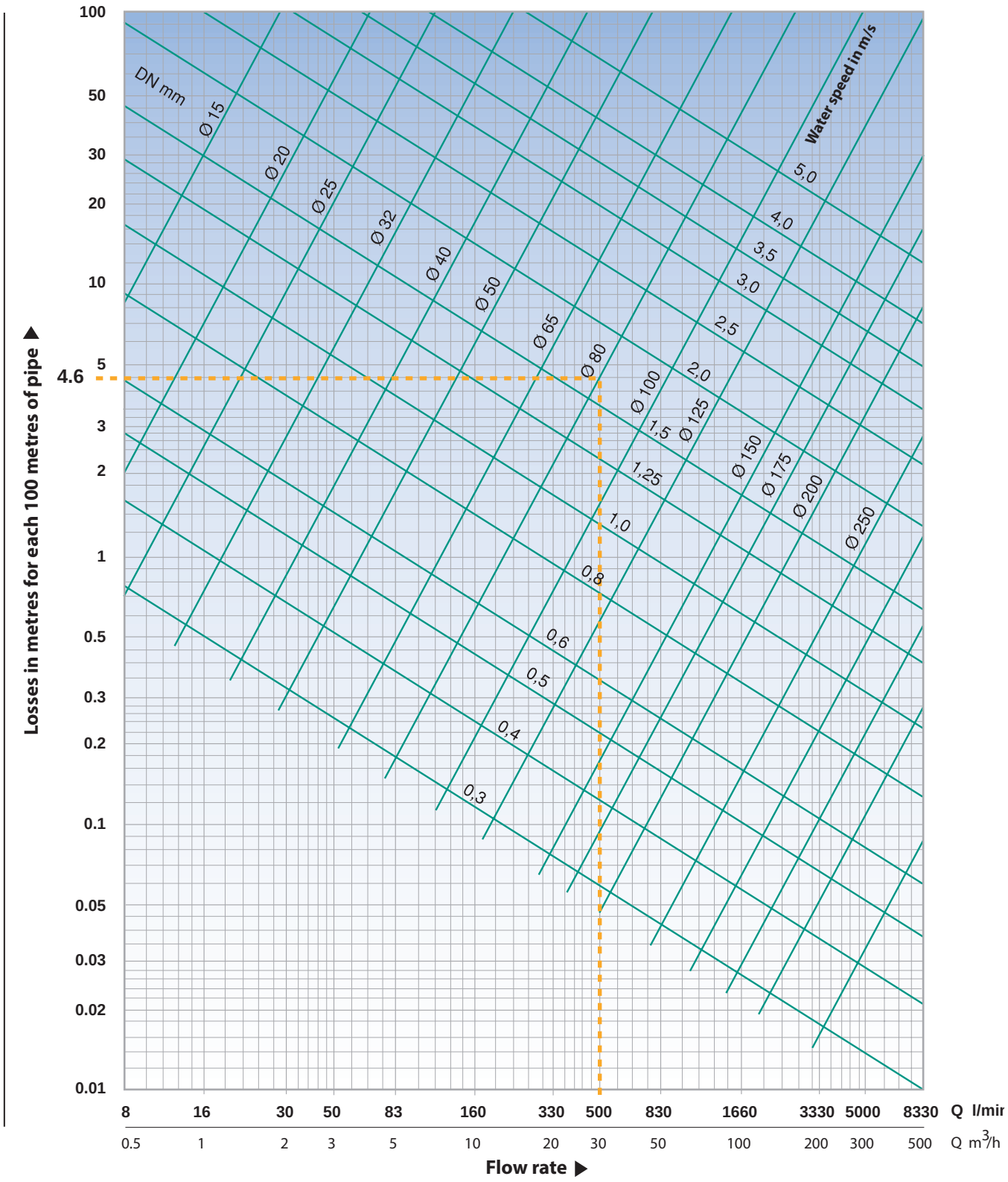

The data in the table refers to cold water and other liquids with the same kinematic viscosity and new cast iron pipes. The load losses (hv) indicated in the table must be multiplied by: 0.8 for new steel pipes, 1.25 for old, slightly rusty iron pipes, and 1.7 for old pipes where the build-up of incrustation must be taken into account.

EXAMPLE: Flow rate data Q = 500 L/min, new steel pipe Ø 80 mm, pipe length 50 m.
Find the flow rate on the horizontal axis and move vertically until you meet the DN 80 mm line.

The corresponding load losses can thus be found on the vertical axis.
hv = 4.6 m for every 100 m of pipe.
hv1 = 4.6 x 0.8 = 3.68 m/100 (steel pipe).
Considering the real length of the pipe:
hv2 = 3.68 x 50:100 = 1.84 m (for 50 m of pipe).
The flow speed is determined by considering the position of the intersection point which is between the oblique lines with values of 1.5-2 m/sec. In the case being considered the result is approximately: C = 1.7 metres/sec

Electrical Connection

It is important the electrical wiring is installed and connected correctly by a qualified registered electrician. The pump must be earthed and on a separate RCBO and suitably sized circuit breaker.

Pressure Tank

The pressure tank contains a tube or membrane which maintains pressure in the system and govern the cut in/ cut out of the pump. The vessel is precharged at the factory to 18 PSI (1.3 Bar). Normal domestic pumps operate at 20/40 PSI (1.4/ 2.8 Bar). The air pressure in the vessel is always 2 PSI (0.15 Bar) less than the cut in pressure (i.e. if you are operating the pump at 30/50 PSI (2.1/3.5 Bar) the vessel should be pumped to 28 PSI (2.0 Bar). The vessel should be checked every 2 months to ensure air has not escaped).

To check the air pressure proceed as follows:
Turn off the electrical supply to the pump. Open a tap on the water main to that the water pressure will drop to zero. Then check the air in the tank with a tyre pressure gauge (valve in tank under black/ blue cover is similar to the valve in a car wheel). Pump to required pressure, i.e. 2 PSI (0.15 Bar) less than cut in pressure. Restore electrical supply to the pump and close valve on the water main. Your pump should now be working properly.

Please Note the pressure reading on the pressure gauge is circulating pressure in the pipes and the jet body. To check the cut in/ cut out pressure, a pressure gauge must be fitted after the regulating valve.
From **Jan 1st 2022**, all electrical equipment must be installed to IS10101:2020 standard (NSAI) by a qualified, trained electrician.

Pressure Switch Adjustment

Should it be necessary to adjust the pressure setting proceed as follows:
Isolate power supply to pump before removing cover the pressure switch. Fit pressure gauge after regulating valve. Set new cut in pressure first by adjusting the nut on the big spring.

It is important to set the "cut in pressure" first at adjusting this also effects the "cut out pressure". When the pump has cut in and out a number of time the cut out pressure should now be set as required. Now adjust the nut on the small spring to set the cut out of pressure, again getting the pump to cut in and out a number of times until the required pressure is obtained.

1. Do not set pressure above maximum cut out pressure of pump
2. Don't forget to adjust the pressure in tank to 2 PSI (0.15 Bar) less than the new cut in pressure
   See notes on pressure tank
   Following adjustments, replace cover and re-connect to power supply

Example of wiring of pressure switch on over ground pump (230 volt)

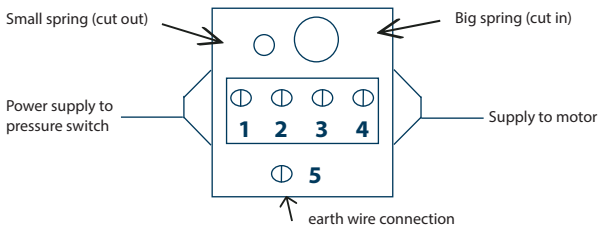

1 Neutral (Mains)
2 Neutral - (Pump)
3 Live - (Pump)
4 Live - (Mains)
5 Earth (Mains/ Pump)

Common Average Water Requirements

The average water requirements, shown below, may vary due to specific application concerns. Water requirements should be supplied within acceptable daily running times. This time will vary according to the nature of the application and climate.

Shower: 15 Lpm At 140Kpa (3.3 Gpm at 20Psi)	Cattle: 30-55 Litres/Day (6.5-12 Gallons/Day)
Lawn Sprinkler: 15 Lpm At 140Kpa (3.3 Gpm at 20Psi)	Milking Cows: 80-140 Litres/Day
½" Tap: 12-15 Lpm At 140Kpa (2.6-3.3 Gpm at 20Psi)	Sheep: 5-10 Litres/Day
¾" Hose & ¼" Nozzle: 40 Lpm At 210Kpa (8.8 Gpm at 30Psi)	Pigs: 10 Litres/Day
1" Hose & 3/8" Nozzle: 75 Lpm At 210Kpa (16.5 Gpm at 30Psi)	Horses: 55-60 Litres/Day
100 Chickens: 25 Litres/Day	Human: 120 Litres/Day

All prices exclude VAT. E&OE.

Variable Speed Performance

Changing the speed of a pump changes the flow and pressure output of the pump as well as the power required by the pump to deliver the new duty point.

- Flow (Q) changes directly proportional to speed (N) change
- Head / pressure (H) changes proportional to speed change squared
- Power (P) changes proportional to speed change cubed

Q1 / Q2 = N1 / N2
H1 / H2 = (N1 / N2)2
P1 / P2 = (N1 / N2)3
Q1 / H1 / P1 are current flow, head & power at speed N1
Q2 / H2 / P2 are the new flow, head & power at speed N2

Pipe Friction

Pipe friction is the resistance to flow caused by the pipe. As a general principle, it is better to use the largest practical pipe size to avoid losses in pump performance. Flow rates for which friction loss has not been calculated involve velocities which may cause water hammer.

Flow Conversion

			Imperial	
lpm	lps	m^3/hr	gpm	gph
7.6	0.13	0.45	1.7	100
10	0.17	0.6	2.2	132
16.7	0.28	1	3.7	220
45.5	0.76	2.73	10	601
60	1	3.6	13.2	793
75.7	1.26	4.54	16.7	1000
83.3	1.39	5	18.3	1101

Pressure/ Head Conversion

metres	kPa	Bar	feet head	PSI
1	9.81	0.1	3.28	1.42
10	98.1	0.98	32.8	14.2
10.2	100	1	33.4	14.5
15.2	149.5	1.5	50	21.6
30.5	299	3	100	43.3
35.2	354.4	3.5	115.5	50
70.4	690.8	6.9	231	100
101.9	999.6	10	334.2	144.7

Volume Conversion

litres	cubic metres	Imp. gallons	US gallons	cubic feet
1	0.001	0.22	0.264	0.0353
1000	1	220	264	35.3
4.546	0.0045	1	1.2	0.1605
3.785	0.0038	0.833	1	0.1337
28.32	0.0283	6.23	7.48	1

Length Conversion

inch	foot	yard	metres
1	0.0833	0.027	0.0254
12	1	0.333	0.3048
36	3	1	0.9144
39.37	3.2808	1.0936	1

Multiboost Checklist

www.multiboost.ie

O&M Manual
& Commissioning
Checklist

CUSTOMER DETAILS

Name:	
Address:	
Telephone No:	
Mobile No:	

PURCHASE DETAILS

Place of Purchase:	
Plumber:	
Telephone No:	
Mobile No:	



TANK DETAILS

☐ Utility

☐ Slimline

☐ Rectangular

☐ Rectangular

☐ Rectangular Tech

Size of Tank (L):	☐ 200L	☐ 250L	☐ 300L	☐ 345L	☐ 350L	☐ 450L	☐ 455L	☐ 750L	☐ 1000L
Tank Serial Number*:									
Control Unit Date**:									
Date Installed:									
Comment:									

PART DETAILS

Code: 1001902 (c/w Float)
Code: 1032994 (no Float)

☐ Top Multi II

Code: 1019169 (Auto Tech)

☐ Top Multi Auto Tech

Code: 1005165

☐ Presflo Multi

Code: 1033556

☐ Presflo Surge Tank

Code: 1005165

☐ Presflo Vario

Code: 1100211 HP 9"
Code: 1005345 HP 6"
Code: 1021576 LP 6"

☐ ½" Ballcock

All prices exclude VAT. E&OE.

Submersible Pump Enquiry Form

CUSTOMER DETAILS:			EPS REPRESENTATIVE:	
Name:			Date:	
Address & Eircode:				
Phone No:			Email:	
Quotation No:				
Project Ref:			Invoice No:	
DATE REQUIRED:				
DELIVERY:	Counter	Van	Carton	Pallet

APPLICATION DETAILS	
Voltage Depth of Well (Feet)	
Volume of Water in Well (Gp/h)	
Distance from top of well to pump house	
Pressure Required	
Volume of Water Required	
House (no. of people in house)	
Farm Type - Dairy or Dry stock & no.	

EQUIPMENT REQUIRED		PRICE
Pump & Motor Type/Model		
Cable Size & Depth Required		
Cable Joint		
Starter Box		
Rope Required (metres & size)		
Piping Size Required (distance & size)		
Tank Size c/w fittings		
Fittings Required (size & gauge)		
Well Cap (size)		

All prices exclude VAT. E&OE.

Warranty Returns Information Form

CUSTOMER DETAILS

Name:			
Address:			
Telephone No:		Mobile No:	
Date:			

PURCHASE DETAILS

Place of Purchase:	
Purchase Date:	
Invoice No:	

PRODUCT DETAILS

Model:	
Serial No:	
Voltage:	
Phase	

INSTALLATION DETAILS

Well Depth:		
Well Capacity:		
Cable Size:		
Cable Offset Distance:		
VSD Control Type:		
Overload Fitted:	Yes	No

PUMP & TANK DETAILS

Pump Brand:	
Pump Model:	
Pressure Tank Brand:	
Pressure Tank Size:	
Cut In Pressure:	
Cut Out Pressure:	

INSTALLERS DETAILS

Date Installed:				
Application Type:	Residential	Commercial	Agricultural	
Pump Liquid Type:	Normal	Aggressive	Sandy	Muddy
Cooling Shroud:	Yes		No	
Working Time (approx):				

Issue Notes and Comments :

FOR OFFICE USE ONLY

Received By:		Log Date:		
Date Received:		Fitter Assigned:		
Repairable	Technical Warranty	Commercial Warranty	Non-Repairable	No Warranty

All prices exclude VAT. E&OE.

VIQUA simply safe water

eps

UV Repairs Claim/Returns Form

Please fill out and email the completed form to your local EPS representative for processing.

Lamp Failure Claim:	**Controller Failure Claim:**
Reference case number: _____	Reference case number: _____
Lamp part number: _____	Controller part number: _____
Date code: _____	Serial number: _____
Purchase date: _____	Purchase date: _____
Symptom: _____	Symptom: _____
_____	_____
Controller part number used with lamp:	Lamp part number used with controller:
_____	_____
Alarm on controller: _____	Lamp date code: _____
_____	Was a replacement part installed? Yes / No
Controller serial number: _____	Did it fix the problem? Yes / No
Was a replacement part installed? Yes / No	Replacement part number: _____
Did it fix the problem? Yes / No	Replacement part serial number:
Replacement lamp part number: _____	_____
Replacement lamp date code: _____	
* The date code would be located on the lamp beside the Hg symbol and be in the following format: #####-L###.	

FOR OFFICE USE ONLY

Received By:		Log Date:		
Date Received:		Fitter Assigned:		
Repairable	Technical Warranty	Commercial Warranty	Non-Repairable	No Warranty

New Wiring Rules

The NSAI published the 5th Edition National Rules for Electrical Installations, IS 10101 :2020 on 6 March 2020. This replaced the 4th Edition, ET 101 :2008.

The CRU is the body responsible for regulating restricted and controlled electrical works in the Republic of Ireland. Through its designated Safety Supervisory Body Safe Electric, the CRU ensures that electrical contractors comply with the current standard. As such, the CRU sets the transition period to IS 10101 :2020.

The CRU had decided on a transition period of 24 months to enforce compliance with the new standard. However, transition deadline dates have been delayed by 4 months due to the Covid-19 pandemic.

Therefore, the total transition timeline will be extended to 28 months. The following applies to all restricted and controlled electrical works in either commercial or domestic properties:

- The transition period began on 1st April 2020. Electrical installations may be designed to the new standard from this date.
- After ten months (from 1 February 2021), all new electrical installations must be designed and certified to the new standard.
- After 28 months (from 1 August 2022), all electrical installations must be certified to the new standard .
- Installations may be designed to the old standard until 31 January 2021, provided they are certified to at least a pre-connection stage by 31 July 2022.

Summary of Key Dates

2020

1 April 2020: New electrical installations may be designed and certified to the new standard

2021

31 January 2021: This is the last day new electrical installations may be designed to the old standard (such installations must be certified by 31 July 2022)

1 February 2021: New electrical installations must be designed to the new standard

2022

1st Jan 2022: All electrical equipment needs to be installed to IS10101:2020 standard as outlined by NSAI.

31 July 2022: This is the last day an installation may be pre-connection certified to the old standard (such installations must have been designed by 31 January 2020)

1 August 2022: Electrical installations must be certified to the new standard.

All prices exclude VAT. E&OE.

SHOWROOM

Showcasing our extensive range of boosting, pumping & treatment products with working models

TRAINING ROOM

36 seats to facilitate in-house product training for partner brands, agents and customers

Showroom Video

All prices exclude VAT. E&OE.

24/7, 365 days a year

Experienced & Fully Equipped Service & Repair Teams

Prompt, efficient & comprehensive service throughout Ireland, with a large stock of pumps, motors, valves & electrical products.

With proven reaction times, your emergency callouts or routine maintenance requirements are covered by our teams.

5

REGIONAL CENTRES

44,500

WORKSHOP & REPAIR FACILITIES (SQ. FT)

Emergency Out of Hours Numbers

- **Munster:**+353 86 8075702
- **Leinster North:** +353 85 8047572
- **Leinster South:** +353 85 8047565
- **Ulster:** +44 28 9181 8347
- **Connaught:** +353 94 9633500

60

DIRECT IN-FIELD TECHNICIANS

48,000

STOCKS/SPARE PARTS, STORAGE FACILITIES (SQ. FT)

TERMS AND CONDITIONS OF TRADING

1. **GENERAL**

1.1 Electrical and Pump Services Ltd., trading as EPS Group (hereinafter called "the Company" which expression shall include all its trading names, save where otherwise specifically provided and shall for the purpose of Clause 5 (Set-Off) only include EPS Group (the "Parent Company") and all subsidiaries of the Parent Company) hereby contracts with its customers ("the Customer") subject to the following terms and conditions of trading ("Conditions of Trading") which shall exclusively govern the sale of all the Company's goods (the "Goods") and the provision by the Company of all services (the "Services") notwithstanding any terms or conditions, whether oral or written, or purported variations contained on any order or other correspondence submitted by the Customer to the Company save to the extent that such variation is expressly agreed and accepted in writing by a duly authorised officer of the Company.

1.2 All Customer orders are subject to acceptance by the Company and the Company reserves the right to sub-contract in fulfillment of the order or any part thereof.

1.3 Save as provided above no officer, employee or agent of the Company has authority to vary, add or depart from these Conditions of Trading or make any representations in relation to the Goods or Services sold or the contract entered into between the Parties.

2. **DELIVERY AND RISK**

2.1 The Company shall endeavour to keep to any stated dispatch, delivery, installation or completion date but the Company shall not be liable for any loss, damage or expense resulting from any delay in same whether such delay is caused by circumstances over which the Company has control or otherwise.

2.2 Each part delivery or installment of the Goods shall be deemed to be sold under a separate contract and no default by the Company in respect of any part delivery or installment shall entitle the Customer to treat the contract as repudiated in regard to any balance or installment remaining deliverable.

2.3 Unless otherwise agreed in writing the following shall constitute a delivery of the Goods to the Customer.

2.3.1 When the Customer, his servants or agents sign a sales docket, delivery note or dispatch docket in respect of the Goods, or when the Goods are delivered to the Customer's place of business or any designated and requested dispatch location by the customer or their agent / representative. Upon the delivery of the Goods to the Customer within the meaning of preceding paragraph all risks whether insurable or not relating to the Goods shall pass to the Customer notwithstanding the provisions of Clause 6 below.

3. **PRICES**

3.1 Quotations are issued in good faith but do not bind the Company.

3.2 The Company reserves the right to alter its prices at any time. The entering of an order and its acknowledgement by the Company shall not be construed as its acceptance at any particular price.

3.3 Goods and Services are supplied subject to availability of Goods, Services, parts or otherwise

4. **PAYMENT AND ACCOUNT CLEARANCE**

4.1 Where Goods or Services are sold to the Customer on a credit account, credit terms will be agreed with each customer. In the absence of a specific agreement the amount due is payable 28 days after the supply of the goods or provision of the service. In the event that the Customer should fail to pay all or any part of the sum due as aforesaid then a service charge (the "Service Charge") calculated at the rate of up to 2.5% per month will be applied on the unpaid amount and irrespective of whether the said amount consists of the price of Goods or Services charged or the Service Charge applied on previous over-due balances, if any. All payments made by the Customer in respect of any such amounts due shall be appropriated firstly in relation of any sum due by way of a Service Charge and thereafter in reduction of any amount due (commencing with the oldest) in respect of the price of Goods sold or Services provided and charged to the said credit account. Without prejudice to the foregoing the rate of the Service charge herein may be varied by the Company from time to time and notified to the Customer.

4.2 Unless otherwise agreed by the Company, no credit account shall be opened or permitted to operate by the Customer other than on the terms specified herein and the Customer agrees that such terms shall apply to any such credit account opened and operated by the Company at the Customer's request. The Company may refuse to sell Goods or Services to a Customer on credit who does not comply with these Conditions of Trading or for any other reason.

5. **SET-OFF**

Where monies are due by the Customer to the Company in a credit account or any other account, the Company (which expression shall for the purposes of this Clause 5 include the "Parent Company" and subsidiaries of the Parent Company) reserves the right to set off all or part of such monies against any monies owed, howsoever accrued by the Company to the Customer.

6. **RESERVATION OF TITLE**

6.1 The property and title in all Goods supplied by the Company to the Customer shall notwithstanding delivery and passing of risk remain in the Company until the entire amount of the purchase price and all other sums due including any Service Charge by the Customer to Company in respect of such Goods have been paid in full.

6.2 For as long as the title and property in Goods remains in the Company the Customer shall hold such Goods as bailee for the Company and store the Goods safely and suitably and so as to clearly show them to be the property of the Company and identifiable as such.

6.3 In default of payment of such sums due in respect of the Goods, title to the said Goods shall remain with the Company and without prejudice to any other rights the Company shall have the right to repossess the said Goods without notice or other formality and the Customer hereby authorises the Company, its servants or agents to enter the Customer's premises for such purpose.

6.4 In the event that the Customer should resell the said Goods whether or not the same shall have been converted into other products the Customer shall hold the proceeds of such sale in trust to the extent of any indebtedness in respect of the price thereof for the Company and shall account to the Company within five days of receipt thereof.

6.5 In the event of the Customer mixing Goods the title and property in which remain with the Company with other goods then provided the Goods supplied by the Company remain an identifiable and separate constituent of such mixed goods the title and property in the goods supplied by the customer shall notwithstanding such mixing remain in the Company. The consequent obligation on the Customer under Clause 6.4 shall apply in relation to the portion of any proceeds of sale of the mixed goods referable to the identifiable and separate constituent goods supplied by the Company the title and property in which remain with the Company.

6.6 The Company may without prejudice to the foregoing and as part of the consideration for the sale of the Goods require the Customer to assign any claim which the Customer may have against any third party who may have purchased the Goods whether in respect of the proceeds of sale or otherwise.

6.7 In the event of the Customer being declared bankrupt or having a Receiver or an Examiner appointed, or a Petition presented, or resolution passed for its winding up or an analogous event occurs under applicable law (or where the Company reasonably believes that such an event is about to happen).

6.7.1 All sums unpaid by the Customer for Goods supplied by the Company shall become immediately due and payable notwithstanding any credit terms otherwise agreed. The Customer's right to deal in the ordinary course of business or otherwise sell or dispose of Goods (the title and property of which remain in the Company), shall automatically and immediately terminate.

6.7.2 Without limiting any other right or remedy the Company may have, the Company may at any time require the Customer to deliver up the goods and, if the Customer fails to do so promptly, enter any premises of the Customer or of any premises where the Goods are stored in order to recover possession of the Goods.

6.7.3 The Customer shall immediately notify any such Receiver or Examiner of the Company's rights pursuant to this Clause 6.

7. **SERVICES**

7.1 The Company shall use all reasonable endeavours to meet any specified performance dates for the Services, but any such dates shall be estimates only and time shall not be of the essence for the performance of the Services.

7.2 The Company shall have the right to make any changes to the Services which are necessary to comply with any applicable law or safety requirement, or which do not materially affect the nature of the Services.

7.3 The Customer shall cooperate with the Company in all matters relating to the Services and will where necessary provide the Company, its servants, agents, consultants or sub-contractors access to the Customer's premises or other facilities as reasonably required by the Company to provide the Services and provide the Company with such information and materials as the Company may reasonably require to supply the Services and ensure that such information is accurate in all material respects. The Customer will ensure that its premises are appropriately prepared for the provision of the Services if applicable.

7.4 The Customer shall obtain and maintain all necessary licenses, permissions and consents which may be required for the performance of the Services before the date on which the Services are to commence.

All prices exclude VAT. E&OE.

8. **WARRANTY AND LIMITATIONS OF LIABILITY**

8.1 The Customer shall inspect the Goods immediately upon delivery thereof and shall inspect the Services immediately upon completion of the Services. Subject as hereinafter provided, the Company warrants that all Goods supplied by it hereunder are at the date of dispatch in conformance with the Specification for the Goods or Services or in the absence of a Specification, are free from defects in materials and workmanship provided, however that its sole liability to the Customer shall be, at the Company's sole discretion, limited to either refunding the Price paid by the Customer or replacing any Goods which shall within the period specified below, be returned to the Company or its duly authorised representative and provided it is clearly established that such Goods were not in conformance with the Specification or absent a Specification were defective in materials or workmanship at the time of dispatch. The warranty period shall be calculated from the date when the Goods are dispatched to the Customer and shall be for a period of 12 calendar months thereafter except in the case of Goods which have an earlier "best before date" or "expiry date" where the warranty period shall be the period up to the "best before date" or "expiry date" only.

8.2 The Company warrants that all Services supplied by it are provided with reasonable skill and care provided however that its sole liability to the Customer shall, at the Company's sole discretion, be limited to either re-providing the Services or refunding if applicable part or all of the net price paid by the Customer for the Services, provided it is clearly established that such Services were in fact not provided with reasonable skill and care by the Company to the Customer. The warranty period shall be calculated from the date when the provision of the Services to the Customer were completed and shall be for a period of three calendar months thereafter.

8.3 In the case of Goods or Services supplied by a third party Supplier to the Company, the Company will endeavour to assist the Customer in obtaining from its supplier of any such Goods or Services supplied to it from time to time such warranty as the supplier has given or may be prepared to give to the Company in respect of such Goods or Services and such assistance is given and is accepted by respect of such Goods or Services and such assistance is given and is accepted by the Customer as to the quality or fitness for any purpose or any representation or warranty as to performance or other attributes of such Goods or Services supplied by a third party to the Company. The Company shall not be liable to the Customer for the observance of the terms of such Warranty.

8.4 Except as set out in these Conditions all statements, representations, warranties, conditions and other terms implied by statute or common law are, to the fullest extent permitted by law, excluded from the contract for the sale of Goods and/or the supply of Services pursuant to these General Conditions of Trade. Where the Customer is acting as a consumer no provision in these Conditions of Trade shall affect or prejudice the Customer's statutory rights (if any).

8.5 The Customer shall be responsible for any expenses of transportation, labour or other costs which may be involved in relation to any claim hereunder save to such extent as the Company may agree in writing in any particular case.

8.6 The foregoing warranty does not extend to any Goods or Services which have been accidentally damaged or which have been repaired, altered, neglected, not stored or handled in accordance with instructions issued by the Company from time to time or used in any way by the Customer so as to affect adversely their utility or reliability or quality or uses under normal conditions.

8.7 In the event of there being any dispute as to whether or not the Goods are defective at the time of dispatch or as to the cause of any defect or as to whether the Services were not provided with reasonable skill and care by the Company to the Customer, the Company shall be entitled to inspect the Goods in question and apply such tests to the Goods or Services as may be necessary but the Company shall not be responsible for any loss occurring or for any damage to the Goods or Services or to any other goods occasioned by or in the course of such inspection or tests.

8.8 Notwithstanding that a sample of the Goods has been exhibited to and inspected by the Customer it is hereby agreed that such sample was so exhibited and inspected solely to enable the Customer to judge for himself the quality, condition or fitness of the Goods and not so as to constitute a sale by sample under this contract. The customer shall take the Goods at his own risk as to their corresponding with the said sample.

8.9 Where circumstances arise which may give rise to a claim under this warranty the Customer shall at the earliest possible date and in any event within fourteen days from the date of delivery of the Goods or performance of the Services to the Customer furnish all details of the claim to the Company by prepaid registered post addressed to the Company's Manager at the address specified on the face of the invoice and every claim shall specify the date and place of purchase of the Goods or Services, the date on which the Goods were dispatched and delivered, the date on which the Services were provided, the circumstances in which the alleged defect(s) became apparent and such further details as may be relevant to the claim.

8.10 It is the responsibility of the customer and/or the end user to ensure that any product or equipment supplied by EPS is adequately operated and maintained on a regular basis and in accordance with the manufacturers instructions and guidelines.

9. **EXCLUSION OF LIABILITY**

9.1 The Company shall have no liability to the Customer for indirect or consequential loss, damage, costs, expenses, injury or other claims for compensation howsoever arising (whether caused by the negligence of the Company, its servants or agents or otherwise).

9.2 Save and to the extend expressly provided herein, the Company shall have no further liability whatsoever for loss, damage or expense incurred by the Customer resulting from the Goods or Services supplied hereunder howsoever arising.

10. **FORCE MAJEURE**

The Company shall not be liable for any loss, damage, injury or expense whatsoever incurred by the Customer arising or resulting from acts of God, Government orders, strikes, lockouts or other industrial action, inability to secure labour, materials or supplies at commercially justifiable rates, accidents, plant or vehicle breakdown, war, civil commotion or any other circumstances (whether of the foregoing class or not) beyond the control of the Company and every contract between the Company and the Customer is subject to suspension, variation or cancellation by the Company as may be necessary due to force majeure aforesaid.

11. **INDEMNITY**

The Customer shall at all times keep the Company indemnified against any claims for loss, damage, expense, injury or death of third parties arising out of or connected with the subject matter of the contract herein contained or resulting from the supply of Goods or Services supplied hereunder.

12. **DATA PROTECTION**

12.1 The Company may use data relating to the Customer which is collected under these Conditions of Trading or otherwise for the purposes of performing its obligations under a contract and for administration, risk assessment, marketing and credit checking purposes. The Company may disclose Customer data to is agents, dealers and service providers for these purposes.

12.2 The Company may carry out searches in the files of credit reference agencies that will record the search and may also disclose Customer data to any assignee or transferee and their professional advisers.

12.3 The Customer has the right, under the General Data Protection Regulation (GDPR, to obtain a copy of any personal data held by the Company and to correct any inaccuracies in such personal data.

13. **MISCELLANEOUS PROVISIONS**

13.1 The Company reserves the right to alter the Specifications, composition or offering of the Goods or Services at any time.

13.2 Paragraph headings in these General Conditions are for ease of reference only and shall have no legal effect whatsoever.

13.3 Any reference in the General Conditions of Trading to a statute or a provision of a statute shall be construed as a reference to the statute or provision as amended, re-enacted or extended at the relevant time.

13.4 Each of the paragraphs and sub-paragraphs of these Conditions of Trading shall be regarded as creating separate terms and obligations under the contract and in the event that any one shall be void or unenforceable such voidness or unenforceability shall not affect the validity of the remaining paragraphs and sub-paragraphs hereof.

13.5 These conditions are governed by and shall be construed in accordance with the laws of Ireland.

14. **RESPONSIBILITY OF THE CUSTOMER**

It is the sole responsibility of the customer to ensure that all goods supplied by EPS are installed and commissioned by a competent person(s) and in accordance with the manufacturers guidelines and instructions and local laws as applicable. Product selection for specific applications is the responsibility of the customer. EPS will support with guidance and advice for applications and product selection as required and requested by the customer.

eps

Rethinking Water

E info@epswater.ie

W epswater.ie

Mallow, Co. Cork
T 022 31200

Ballyhaunis, Co. Mayo
T 094 9633500

Mountrath, Co. Laois
T 057 8732279

Naas, Co. Kildare
T 045 843614